

As of Date: 12/31/2019 Last: 11/30/2019

100 GOVT TREASURIES

| PROJECTED MONTH-END | Total | AFS | HFT | HTM | FVO |
|----------------------------------|--------------|--------------|------------|------------|------------|
| Interest Accrued | 2,099.56 | 2,099.56 | .00 | .00 | .00 |
| Interest Accrued-Capital | .00 | .00 | .00 | .00 | .00 |
| Interest Accrued DI | .00 | .00 | .00 | .00 | .00 |
| Interest Shortfall | .00 | .00 | .00 | .00 | .00 |
| Amortization | 343.87 | 343.87 | .00 | .00 | .00 |
| Accretion | .00 | .00 | .00 | .00 | .00 |
| Book Value Income | .00 | .00 | .00 | .00 | .00 |
| Paydown Accretion | .00 | .00 | .00 | .00 | .00 |
| Paydown Amortization | .00 | .00 | .00 | .00 | .00 |
| Principal Shortfall | .00 | .00 | .00 | .00 | .00 |
| MVA to AFS Holdings Profit/Loss | 749.96 | 749.96 | .00 | .00 | .00 |
| MVA to AFS Holdings After Tax | 592.47 | 592.47 | .00 | .00 | .00 |
| MVA to AFS Holdings Deferred Tax | 157.49 | 157.49 | .00 | .00 | .00 |
| HTM/NMO Trans From AFS MVA P/L | .00 | .00 | .00 | .00 | .00 |
| LTD Amortization Redeemed | .00 | .00 | .00 | .00 | .00 |
| LTD Accretion Redeemed | .00 | .00 | .00 | .00 | .00 |
| LTD DI Accrued Redeemed | .00 | .00 | .00 | .00 | .00 |
| LTD BVI Redeemed | .00 | .00 | .00 | .00 | .00 |
| Original Cost Redeemed | .00 | .00 | .00 | .00 | .00 |
| Sales Profit/Loss | .00 | .00 | .00 | .00 | .00 |
| BOOK VALUE | Total | AFS | HFT | HTM | FVO |
| Beginning Balance | .00 | .00 | .00 | .00 | .00 |
| + Purchases | 1,511,250.00 | 1,511,250.00 | .00 | .00 | .00 |
| + Pay-up | .00 | .00 | .00 | .00 | .00 |
| + Discount Int | .00 | .00 | .00 | .00 | .00 |
| - Sales | .00 | .00 | .00 | .00 | .00 |
| - Paydowns | .00 | .00 | .00 | .00 | .00 |
| - Maturity/Call/Put | .00 | .00 | .00 | .00 | .00 |
| + Accretion | .00 | .00 | .00 | .00 | .00 |
| + Accret Payup/Pdwn | .00 | .00 | .00 | .00 | .00 |
| - Amortization | 343.87 | 343.87 | .00 | .00 | .00 |
| - Amort Payup/Pdwn | .00 | .00 | .00 | .00 | .00 |
| +/- Book Value Income | .00 | .00 | .00 | .00 | .00 |
| +/- BVI Payup/Pdwn | .00 | .00 | .00 | .00 | .00 |
| +/- Transferred Book | .00 | .00 | .00 | .00 | .00 |
| +/- Book Value Adj. | .00 | .00 | .00 | .00 | .00 |
| +/- Amort/Accrete Adj. | .00 | .00 | .00 | .00 | .00 |
| Ending Balance | 1,510,906.13 | 1,510,906.13 | .00 | .00 | .00 |

As of Date: 12/31/2019 Last: 11/30/2019

100 GOVT TREASURIES

| RECONCILING TOTALS | Total | AFS | HFT | HTM | FVO |
|------------------------------|--------------|--------------|-----|-----|-----|
| Original Face | 1,500,000.00 | 1,500,000.00 | .00 | .00 | .00 |
| Par Value/Current Face | 1,500,000.00 | 1,500,000.00 | .00 | .00 | .00 |
| Principal Cost | 1,511,250.00 | 1,511,250.00 | .00 | .00 | .00 |
| Principal Receivable | .00 | .00 | .00 | .00 | .00 |
| Interest Accrued | 9,514.64 | 9,514.64 | .00 | .00 | .00 |
| Interest Accrued-Capital | .00 | .00 | .00 | .00 | .00 |
| Interest Cost Outstanding | 8,400.13 | 8,400.13 | .00 | .00 | .00 |
| Interest Accrued DI | .00 | .00 | .00 | .00 | .00 |
| Interest Receivable | .00 | .00 | .00 | .00 | .00 |
| Interest Receivable-Cap | .00 | .00 | .00 | .00 | .00 |
| Amortized LTD | 343.87 | 343.87 | .00 | .00 | .00 |
| Accreted LTD | .00 | .00 | .00 | .00 | .00 |
| Book Value Income LTD | .00 | .00 | .00 | .00 | .00 |
| Unaccrued Interest (DI) | .00 | .00 | .00 | .00 | .00 |
| Unamortized | 10,906.13 | 10,906.13 | .00 | .00 | .00 |
| Unaccrued | .00 | .00 | .00 | .00 | .00 |
| Net Book Value | 1,510,906.13 | 1,510,906.13 | .00 | .00 | .00 |
| Market Value | 1,511,656.09 | 1,511,656.09 | .00 | .00 | .00 |
| AFS MVA Profit/Loss LTD | 749.96 | 749.96 | .00 | .00 | .00 |
| AFS MVA P/L After Tax LTD | 592.47 | 592.47 | .00 | .00 | .00 |
| AFS MVA P/L Deferred Tax LTD | 157.49 | 157.49 | .00 | .00 | .00 |
| Interest Accrued YTD | 12,271.07 | 12,271.07 | .00 | .00 | .00 |
| Interest Received YTD | 12,812.50 | 12,812.50 | .00 | .00 | .00 |
| Interest Recvd-Cap YTD | .00 | .00 | .00 | .00 | .00 |
| Interest Shortfall YTD | .00 | .00 | .00 | .00 | .00 |
| Amortized YTD | 343.87 | 343.87 | .00 | .00 | .00 |
| Paydown Amort YTD | .00 | .00 | .00 | .00 | .00 |
| Total Amortization YTD | 343.87 | 343.87 | .00 | .00 | .00 |
| Accretion YTD | 3,745.06 | 3,745.06 | .00 | .00 | .00 |
| Paydown Accrete YTD | .00 | .00 | .00 | .00 | .00 |
| Total Accretion YTD | 3,745.06 | 3,745.06 | .00 | .00 | .00 |
| Principal Shortfall YTD | .00 | .00 | .00 | .00 | .00 |
| Book Value Income YTD | .00 | .00 | .00 | .00 | .00 |
| Profit/Loss on Sales MTD | .00 | .00 | .00 | .00 | .00 |
| Profit/Loss on Sales YTD | .00 | .00 | .00 | .00 | .00 |
| Profit/Loss on Calls MTD | .00 | .00 | .00 | .00 | .00 |
| Profit/Loss on Calls YTD | .00 | .00 | .00 | .00 | .00 |
| BVI Gain/Loss on Sales MTD | .00 | .00 | .00 | .00 | .00 |
| BVI Gain/Loss on Sales YTD | .00 | .00 | .00 | .00 | .00 |
| BVI Gain/Loss on Calls MTD | .00 | .00 | .00 | .00 | .00 |
| BVI Gain/Loss on Calls YTD | .00 | .00 | .00 | .00 | .00 |

As of Date: 12/31/2019 Last: 11/30/2019

100 GOVT TREASURIES

| ----- | | | | | | |
|------------------------------------|-----------|-----------|-----|-----|-----|-----|
| DELAYED PRINCIPAL RECEIVABLE | Total | AFS | HFT | HTM | FVO | |
| Beginning Balance | .00 | .00 | .00 | .00 | .00 | .00 |
| + New Delayed Payments | .00 | .00 | .00 | .00 | .00 | .00 |
| - Payments Received | .00 | .00 | .00 | .00 | .00 | .00 |
| +/- Transfers | .00 | .00 | .00 | .00 | .00 | .00 |
| Ending Balance | .00 | .00 | .00 | .00 | .00 | .00 |
| | | | | | | |
| CURRENT INTEREST ACCRUAL | Total | AFS | HFT | HTM | FVO | |
| Beginning Balance | .00 | .00 | .00 | .00 | .00 | .00 |
| + Accruals | 2,099.56 | 2,099.56 | .00 | .00 | .00 | .00 |
| + Accruals-Capital | .00 | .00 | .00 | .00 | .00 | .00 |
| + Interest Purchased | 13,665.08 | 13,665.08 | .00 | .00 | .00 | .00 |
| + Interest Purch-Cap | .00 | .00 | .00 | .00 | .00 | .00 |
| - Payments Due | 6,250.00 | 6,250.00 | .00 | .00 | .00 | .00 |
| - Payments Due-Cap | .00 | .00 | .00 | .00 | .00 | .00 |
| - Interest Sold | .00 | .00 | .00 | .00 | .00 | .00 |
| - Interest Sold-Cap | .00 | .00 | .00 | .00 | .00 | .00 |
| +/- Transfers | .00 | .00 | .00 | .00 | .00 | .00 |
| Ending Balance | 9,514.64 | 9,514.64 | .00 | .00 | .00 | .00 |
| | | | | | | |
| DELAYED INTEREST RECEIVABLE | Total | AFS | HFT | HTM | FVO | |
| Beginning Balance | .00 | .00 | .00 | .00 | .00 | .00 |
| + New Delayed Payments | .00 | .00 | .00 | .00 | .00 | .00 |
| + New Delayed Pmts-Cap | .00 | .00 | .00 | .00 | .00 | .00 |
| - Payments Received | .00 | .00 | .00 | .00 | .00 | .00 |
| - Payments Rcvd-Cap | .00 | .00 | .00 | .00 | .00 | .00 |
| +/- Transfers | .00 | .00 | .00 | .00 | .00 | .00 |
| Ending Balance | .00 | .00 | .00 | .00 | .00 | .00 |
| | | | | | | |
| HTM/NMO TRANSFERS FROM AFS | Total | AFS | HFT | HTM | FVO | |
| Beginning Balance Unearned Mkt Adj | .00 | .00 | .00 | .00 | .00 | .00 |
| +/- Transfers Up/(Down) | .00 | .00 | .00 | .00 | .00 | .00 |
| +/- Sales/Mkt Adj | .00 | .00 | .00 | .00 | .00 | .00 |
| +/- MTD Write-Off Up/(Down) | .00 | .00 | .00 | .00 | .00 | .00 |
| Ending Balance | .00 | .00 | .00 | .00 | .00 | .00 |

As of Date: 12/31/2019 Last: 11/30/2019

200 GOVT ABS/MBS

| PROJECTED MONTH-END | Total | AFS | HFT | HTM | FVO |
|----------------------------------|--------------|--------------|------------|------------|------------|
| Interest Accrued | 8,842.82 | 8,236.09 | .00 | 606.73 | .00 |
| Interest Accrued-Capital | .00 | .00 | .00 | .00 | .00 |
| Interest Accrued DI | .00 | .00 | .00 | .00 | .00 |
| Interest Shortfall | .00 | .00 | .00 | .00 | .00 |
| Amortization | 1,327.25 | 1,269.27 | .00 | 57.98 | .00 |
| Accretion | .00 | .00 | .00 | .00 | .00 |
| Book Value Income | .00 | .00 | .00 | .00 | .00 |
| Paydown Accretion | .00 | .00 | .00 | .00 | .00 |
| Paydown Amortization | 4,947.24 | 4,872.67 | .00 | 74.57 | .00 |
| Principal Shortfall | .00 | .00 | .00 | .00 | .00 |
| MVA to AFS Holdings Profit/Loss | -4,111.19 | -4,111.19 | .00 | .00 | .00 |
| MVA to AFS Holdings After Tax | -3,247.84 | -3,247.84 | .00 | .00 | .00 |
| MVA to AFS Holdings Deferred Tax | -863.35 | -863.35 | .00 | .00 | .00 |
| HTM/NMO Trans From AFS MVA P/L | .00 | .00 | .00 | .00 | .00 |
| LTD Amortization Redeemed | 11,162.19 | 11,071.89 | .00 | 90.30 | .00 |
| LTD Accretion Redeemed | .00 | .00 | .00 | .00 | .00 |
| LTD DI Accrued Redeemed | .00 | .00 | .00 | .00 | .00 |
| LTD BVI Redeemed | .00 | .00 | .00 | .00 | .00 |
| Original Cost Redeemed | 931,575.42 | 930,319.95 | .00 | 1,255.47 | .00 |
| Sales Profit/Loss | .00 | .00 | .00 | .00 | .00 |
| BOOK VALUE | Total | AFS | HFT | HTM | FVO |
| Beginning Balance | 3,347,305.62 | 3,174,449.95 | .00 | 172,855.67 | .00 |
| + Purchases | 3,390,224.68 | 3,390,224.68 | .00 | .00 | .00 |
| + Pay-up | .00 | .00 | .00 | .00 | .00 |
| + Discount Int | .00 | .00 | .00 | .00 | .00 |
| - Sales | .00 | .00 | .00 | .00 | .00 |
| - Paydowns | 920,413.23 | 919,248.06 | .00 | 1,165.17 | .00 |
| - Maturity/Call/Put | .00 | .00 | .00 | .00 | .00 |
| + Accretion | .00 | .00 | .00 | .00 | .00 |
| + Accret Payup/Pdwn | .00 | .00 | .00 | .00 | .00 |
| - Amortization | 1,327.25 | 1,269.27 | .00 | 57.98 | .00 |
| - Amort Payup/Pdwn | 4,947.24 | 4,872.67 | .00 | 74.57 | .00 |
| +/- Book Value Income | .00 | .00 | .00 | .00 | .00 |
| +/- BVI Payup/Pdwn | .00 | .00 | .00 | .00 | .00 |
| +/- Transferred Book | .00 | .00 | .00 | .00 | .00 |
| +/- Book Value Adj. | .00 | .00 | .00 | .00 | .00 |
| +/- Amort/Accrete Adj. | .00 | .00 | .00 | .00 | .00 |
| Ending Balance | 5,810,842.58 | 5,639,284.63 | .00 | 171,557.95 | .00 |

As of Date: 12/31/2019 Last: 11/30/2019

200 GOVT ABS/MBS

| RECONCILING TOTALS | Total | AFS | HFT | HTM | FVO |
|------------------------------|---------------|---------------|-----|------------|-----|
| Original Face | 38,800,000.00 | 38,050,000.00 | .00 | 750,000.00 | .00 |
| Par Value/Current Face | 5,663,316.23 | 5,502,022.47 | .00 | 161,293.76 | .00 |
| Principal Cost | 5,848,064.24 | 5,674,270.21 | .00 | 173,794.03 | .00 |
| Principal Receivable | .00 | .00 | .00 | .00 | .00 |
| Interest Accrued | 14,359.22 | 13,752.49 | .00 | 606.73 | .00 |
| Interest Accrued-Capital | .00 | .00 | .00 | .00 | .00 |
| Interest Cost Outstanding | 5,516.40 | 5,516.40 | .00 | .00 | .00 |
| Interest Accrued DI | .00 | .00 | .00 | .00 | .00 |
| Interest Receivable | .00 | .00 | .00 | .00 | .00 |
| Interest Receivable-Cap | .00 | .00 | .00 | .00 | .00 |
| Amortized LTD | 37,221.66 | 34,985.58 | .00 | 2,236.08 | .00 |
| Accreted LTD | .00 | .00 | .00 | .00 | .00 |
| Book Value Income LTD | .00 | .00 | .00 | .00 | .00 |
| Unaccrued Interest (DI) | .00 | .00 | .00 | .00 | .00 |
| Unamortized | 147,526.35 | 137,262.16 | .00 | 10,264.19 | .00 |
| Unaccrued | .00 | .00 | .00 | .00 | .00 |
| Net Book Value | 5,810,842.58 | 5,639,284.63 | .00 | 171,557.95 | .00 |
| Market Value | 5,796,297.88 | 5,626,579.93 | .00 | 169,717.95 | .00 |
| AFS MVA Profit/Loss LTD | -12,704.70 | -12,704.70 | .00 | .00 | .00 |
| AFS MVA P/L After Tax LTD | -10,036.72 | -10,036.72 | .00 | .00 | .00 |
| AFS MVA P/L Deferred Tax LTD | -2,667.98 | -2,667.98 | .00 | .00 | .00 |
| Interest Accrued YTD | 107,244.83 | 98,977.88 | .00 | 8,266.95 | .00 |
| Interest Received YTD | 108,077.75 | 99,687.30 | .00 | 8,390.45 | .00 |
| Interest Recvd-Cap YTD | .00 | .00 | .00 | .00 | .00 |
| Interest Shortfall YTD | .00 | .00 | .00 | .00 | .00 |
| Amortized YTD | 15,243.90 | 14,942.33 | .00 | 301.57 | .00 |
| Paydown Amort YTD | 18,346.61 | 14,973.80 | .00 | 3,372.81 | .00 |
| Total Amortization YTD | 33,590.51 | 29,916.13 | .00 | 3,674.38 | .00 |
| Accretion YTD | .00 | .00 | .00 | .00 | .00 |
| Paydown Accrete YTD | .00 | .00 | .00 | .00 | .00 |
| Total Accretion YTD | .00 | .00 | .00 | .00 | .00 |
| Principal Shortfall YTD | .00 | .00 | .00 | .00 | .00 |
| Book Value Income YTD | .00 | .00 | .00 | .00 | .00 |
| Profit/Loss on Sales MTD | .00 | .00 | .00 | .00 | .00 |
| Profit/Loss on Sales YTD | .00 | .00 | .00 | .00 | .00 |
| Profit/Loss on Calls MTD | .00 | .00 | .00 | .00 | .00 |
| Profit/Loss on Calls YTD | .00 | .00 | .00 | .00 | .00 |
| BVI Gain/Loss on Sales MTD | .00 | .00 | .00 | .00 | .00 |
| BVI Gain/Loss on Sales YTD | .00 | .00 | .00 | .00 | .00 |
| BVI Gain/Loss on Calls MTD | .00 | .00 | .00 | .00 | .00 |
| BVI Gain/Loss on Calls YTD | .00 | .00 | .00 | .00 | .00 |

As of Date: 12/31/2019 Last: 11/30/2019

200 GOVT ABS/MBS

| ----- | | | | | | |
|------------------------------------|-----------|-----------|-----|--------|-----|-----|
| DELAYED PRINCIPAL RECEIVABLE | Total | AFS | HFT | HTM | FVO | |
| Beginning Balance | .00 | .00 | .00 | .00 | .00 | .00 |
| + New Delayed Payments | .00 | .00 | .00 | .00 | .00 | .00 |
| - Payments Received | .00 | .00 | .00 | .00 | .00 | .00 |
| +/- Transfers | .00 | .00 | .00 | .00 | .00 | .00 |
| Ending Balance | .00 | .00 | .00 | .00 | .00 | .00 |
| ----- | | | | | | |
| CURRENT INTEREST ACCRUAL | Total | AFS | HFT | HTM | FVO | |
| Beginning Balance | 8,301.40 | 7,674.85 | .00 | 626.55 | .00 | .00 |
| + Accruals | 8,842.82 | 8,236.09 | .00 | 606.73 | .00 | .00 |
| + Accruals-Capital | .00 | .00 | .00 | .00 | .00 | .00 |
| + Interest Purchased | 5,516.40 | 5,516.40 | .00 | .00 | .00 | .00 |
| + Interest Purch-Cap | .00 | .00 | .00 | .00 | .00 | .00 |
| - Payments Due | 8,301.40 | 7,674.85 | .00 | 626.55 | .00 | .00 |
| - Payments Due-Cap | .00 | .00 | .00 | .00 | .00 | .00 |
| - Interest Sold | .00 | .00 | .00 | .00 | .00 | .00 |
| - Interest Sold-Cap | .00 | .00 | .00 | .00 | .00 | .00 |
| +/- Transfers | .00 | .00 | .00 | .00 | .00 | .00 |
| Ending Balance | 14,359.22 | 13,752.49 | .00 | 606.73 | .00 | .00 |
| ----- | | | | | | |
| DELAYED INTEREST RECEIVABLE | Total | AFS | HFT | HTM | FVO | |
| Beginning Balance | .00 | .00 | .00 | .00 | .00 | .00 |
| + New Delayed Payments | .00 | .00 | .00 | .00 | .00 | .00 |
| + New Delayed Pmts-Cap | .00 | .00 | .00 | .00 | .00 | .00 |
| - Payments Received | .00 | .00 | .00 | .00 | .00 | .00 |
| - Payments Rcvd-Cap | .00 | .00 | .00 | .00 | .00 | .00 |
| +/- Transfers | .00 | .00 | .00 | .00 | .00 | .00 |
| Ending Balance | .00 | .00 | .00 | .00 | .00 | .00 |
| ----- | | | | | | |
| HTM/NMO TRANSFERS FROM AFS | Total | AFS | HFT | HTM | FVO | |
| Beginning Balance Unearned Mkt Adj | .00 | .00 | .00 | .00 | .00 | .00 |
| +/- Transfers Up/(Down) | .00 | .00 | .00 | .00 | .00 | .00 |
| +/- Sales/Mkt Adj | .00 | .00 | .00 | .00 | .00 | .00 |
| +/- MTD Write-Off Up/(Down) | .00 | .00 | .00 | .00 | .00 | .00 |
| Ending Balance | .00 | .00 | .00 | .00 | .00 | .00 |

As of Date: 12/31/2019 Last: 11/30/2019

220 GOVT CMO/REMIC

| PROJECTED MONTH-END | Total | AFS | HFT | HTM | FVO |
|----------------------------------|---------------|---------------|------------|------------|------------|
| Interest Accrued | 22,755.21 | 22,755.21 | .00 | .00 | .00 |
| Interest Accrued-Capital | .00 | .00 | .00 | .00 | .00 |
| Interest Accrued DI | .00 | .00 | .00 | .00 | .00 |
| Interest Shortfall | .00 | .00 | .00 | .00 | .00 |
| Amortization | 1,951.38 | 1,951.38 | .00 | .00 | .00 |
| Accretion | 57.08 | 57.08 | .00 | .00 | .00 |
| Book Value Income | .00 | .00 | .00 | .00 | .00 |
| Paydown Accretion | 13.79 | 13.79 | .00 | .00 | .00 |
| Paydown Amortization | 438.80 | 438.80 | .00 | .00 | .00 |
| Principal Shortfall | .00 | .00 | .00 | .00 | .00 |
| MVA to AFS Holdings Profit/Loss | -20,748.94 | -20,748.94 | .00 | .00 | .00 |
| MVA to AFS Holdings After Tax | -16,391.66 | -16,391.66 | .00 | .00 | .00 |
| MVA to AFS Holdings Deferred Tax | -4,357.28 | -4,357.28 | .00 | .00 | .00 |
| HTM/NMO Trans From AFS MVA P/L | .00 | .00 | .00 | .00 | .00 |
| LTD Amortization Redeemed | 759.81 | 759.81 | .00 | .00 | .00 |
| LTD Accretion Redeemed | 21.03 | 21.03 | .00 | .00 | .00 |
| LTD DI Accrued Redeemed | .00 | .00 | .00 | .00 | .00 |
| LTD BVI Redeemed | .00 | .00 | .00 | .00 | .00 |
| Original Cost Redeemed | 78,773.20 | 78,773.20 | .00 | .00 | .00 |
| Sales Profit/Loss | .00 | .00 | .00 | .00 | .00 |
| BOOK VALUE | Total | AFS | HFT | HTM | FVO |
| Beginning Balance | 10,079,828.77 | 10,079,828.77 | .00 | .00 | .00 |
| + Purchases | .00 | .00 | .00 | .00 | .00 |
| + Pay-up | .00 | .00 | .00 | .00 | .00 |
| + Discount Int | .00 | .00 | .00 | .00 | .00 |
| - Sales | .00 | .00 | .00 | .00 | .00 |
| - Paydowns | 78,034.42 | 78,034.42 | .00 | .00 | .00 |
| - Maturity/Call/Put | .00 | .00 | .00 | .00 | .00 |
| + Accretion | 57.08 | 57.08 | .00 | .00 | .00 |
| + Accret Payup/Pdwn | 13.79 | 13.79 | .00 | .00 | .00 |
| - Amortization | 1,951.38 | 1,951.38 | .00 | .00 | .00 |
| - Amort Payup/Pdwn | 438.80 | 438.80 | .00 | .00 | .00 |
| +/- Book Value Income | .00 | .00 | .00 | .00 | .00 |
| +/- BVI Payup/Pdwn | .00 | .00 | .00 | .00 | .00 |
| +/- Transferred Book | .00 | .00 | .00 | .00 | .00 |
| +/- Book Value Adj. | .00 | .00 | .00 | .00 | .00 |
| +/- Amort/Accrete Adj. | .00 | .00 | .00 | .00 | .00 |
| Ending Balance | 9,999,475.04 | 9,999,475.04 | .00 | .00 | .00 |

As of Date: 12/31/2019 Last: 11/30/2019

220 GOVT CMO/REMIC

| RECONCILING TOTALS | Total | AFS | HFT | HTM | FVO |
|------------------------------|---------------|---------------|-----|-----|-----|
| Original Face | 24,939,153.00 | 24,939,153.00 | .00 | .00 | .00 |
| Par Value/Current Face | 9,919,182.67 | 9,919,182.67 | .00 | .00 | .00 |
| Principal Cost | 10,051,748.47 | 10,051,748.47 | .00 | .00 | .00 |
| Principal Receivable | .00 | .00 | .00 | .00 | .00 |
| Interest Accrued | 20,986.72 | 20,986.72 | .00 | .00 | .00 |
| Interest Accrued-Capital | .00 | .00 | .00 | .00 | .00 |
| Interest Cost Outstanding | .00 | .00 | .00 | .00 | .00 |
| Interest Accrued DI | .00 | .00 | .00 | .00 | .00 |
| Interest Receivable | .00 | .00 | .00 | .00 | .00 |
| Interest Receivable-Cap | .00 | .00 | .00 | .00 | .00 |
| Amortized LTD | 53,730.02 | 53,730.02 | .00 | .00 | .00 |
| Accreted LTD | 1,456.59 | 1,456.59 | .00 | .00 | .00 |
| Book Value Income LTD | .00 | .00 | .00 | .00 | .00 |
| Unaccrued Interest (DI) | .00 | .00 | .00 | .00 | .00 |
| Unamortized | 83,121.25 | 83,121.25 | .00 | .00 | .00 |
| Unaccrued | 2,828.88 | 2,828.88 | .00 | .00 | .00 |
| Net Book Value | 9,999,475.04 | 9,999,475.04 | .00 | .00 | .00 |
| Market Value | 10,030,678.61 | 10,030,678.61 | .00 | .00 | .00 |
| AFS MVA Profit/Loss LTD | 31,203.57 | 31,203.57 | .00 | .00 | .00 |
| AFS MVA P/L After Tax LTD | 24,650.82 | 24,650.82 | .00 | .00 | .00 |
| AFS MVA P/L Deferred Tax LTD | 6,552.75 | 6,552.75 | .00 | .00 | .00 |
| Interest Accrued YTD | 247,921.44 | 247,921.44 | .00 | .00 | .00 |
| Interest Received YTD | 253,670.20 | 253,670.20 | .00 | .00 | .00 |
| Interest Recvd-Cap YTD | .00 | .00 | .00 | .00 | .00 |
| Interest Shortfall YTD | 3,173.70 | 3,173.70 | .00 | .00 | .00 |
| Amortized YTD | 23,796.25 | 23,796.25 | .00 | .00 | .00 |
| Paydown Amort YTD | 8,409.75 | 8,409.75 | .00 | .00 | .00 |
| Total Amortization YTD | 32,206.00 | 32,206.00 | .00 | .00 | .00 |
| Accretion YTD | 1,382.88 | 1,382.88 | .00 | .00 | .00 |
| Paydown Accrete YTD | 6,370.57 | 6,370.57 | .00 | .00 | .00 |
| Total Accretion YTD | 7,753.45 | 7,753.45 | .00 | .00 | .00 |
| Principal Shortfall YTD | .00 | .00 | .00 | .00 | .00 |
| Book Value Income YTD | .00 | .00 | .00 | .00 | .00 |
| Profit/Loss on Sales MTD | .00 | .00 | .00 | .00 | .00 |
| Profit/Loss on Sales YTD | .00 | .00 | .00 | .00 | .00 |
| Profit/Loss on Calls MTD | .00 | .00 | .00 | .00 | .00 |
| Profit/Loss on Calls YTD | .00 | .00 | .00 | .00 | .00 |
| BVI Gain/Loss on Sales MTD | .00 | .00 | .00 | .00 | .00 |
| BVI Gain/Loss on Sales YTD | .00 | .00 | .00 | .00 | .00 |
| BVI Gain/Loss on Calls MTD | .00 | .00 | .00 | .00 | .00 |
| BVI Gain/Loss on Calls YTD | .00 | .00 | .00 | .00 | .00 |

As of Date: 12/31/2019 Last: 11/30/2019

220 GOVT CMO/REMIC

| ----- | | | | | | |
|------------------------------------|-----------|-----------|-----|-----|-----|-----|
| DELAYED PRINCIPAL RECEIVABLE | Total | AFS | HFT | HTM | FVO | |
| Beginning Balance | .00 | .00 | .00 | .00 | .00 | .00 |
| + New Delayed Payments | .00 | .00 | .00 | .00 | .00 | .00 |
| - Payments Received | .00 | .00 | .00 | .00 | .00 | .00 |
| +/- Transfers | .00 | .00 | .00 | .00 | .00 | .00 |
| Ending Balance | .00 | .00 | .00 | .00 | .00 | .00 |
| CURRENT INTEREST ACCRUAL | Total | AFS | HFT | HTM | FVO | |
| Beginning Balance | 21,108.40 | 21,108.40 | .00 | .00 | .00 | .00 |
| + Accruals | 22,755.21 | 22,755.21 | .00 | .00 | .00 | .00 |
| + Accruals-Capital | .00 | .00 | .00 | .00 | .00 | .00 |
| + Interest Purchased | .00 | .00 | .00 | .00 | .00 | .00 |
| + Interest Purch-Cap | .00 | .00 | .00 | .00 | .00 | .00 |
| - Payments Due | 22,876.89 | 22,876.89 | .00 | .00 | .00 | .00 |
| - Payments Due-Cap | .00 | .00 | .00 | .00 | .00 | .00 |
| - Interest Sold | .00 | .00 | .00 | .00 | .00 | .00 |
| - Interest Sold-Cap | .00 | .00 | .00 | .00 | .00 | .00 |
| +/- Transfers | .00 | .00 | .00 | .00 | .00 | .00 |
| Ending Balance | 20,986.72 | 20,986.72 | .00 | .00 | .00 | .00 |
| DELAYED INTEREST RECEIVABLE | Total | AFS | HFT | HTM | FVO | |
| Beginning Balance | .00 | .00 | .00 | .00 | .00 | .00 |
| + New Delayed Payments | .00 | .00 | .00 | .00 | .00 | .00 |
| + New Delayed Pmts-Cap | .00 | .00 | .00 | .00 | .00 | .00 |
| - Payments Received | .00 | .00 | .00 | .00 | .00 | .00 |
| - Payments Rcvd-Cap | .00 | .00 | .00 | .00 | .00 | .00 |
| +/- Transfers | .00 | .00 | .00 | .00 | .00 | .00 |
| Ending Balance | .00 | .00 | .00 | .00 | .00 | .00 |
| HTM/NMO TRANSFERS FROM AFS | Total | AFS | HFT | HTM | FVO | |
| Beginning Balance Unearned Mkt Adj | .00 | .00 | .00 | .00 | .00 | .00 |
| +/- Transfers Up/(Down) | .00 | .00 | .00 | .00 | .00 | .00 |
| +/- Sales/Mkt Adj | .00 | .00 | .00 | .00 | .00 | .00 |
| +/- MTD Write-Off Up/(Down) | .00 | .00 | .00 | .00 | .00 | .00 |
| Ending Balance | .00 | .00 | .00 | .00 | .00 | .00 |

As of Date: 12/31/2019 Last: 11/30/2019

230 GOVT AGENCIES

| PROJECTED MONTH-END | Total | AFS | HFT | HTM | FVO |
|----------------------------------|--------------|--------------|-----|-----|-----|
| Interest Accrued | 7,909.55 | 7,909.55 | .00 | .00 | .00 |
| Interest Accrued-Capital | .00 | .00 | .00 | .00 | .00 |
| Interest Accrued DI | .00 | .00 | .00 | .00 | .00 |
| Interest Shortfall | .00 | .00 | .00 | .00 | .00 |
| Amortization | 324.87 | 324.87 | .00 | .00 | .00 |
| Accretion | 1,123.75 | 1,123.75 | .00 | .00 | .00 |
| Book Value Income | .00 | .00 | .00 | .00 | .00 |
| Paydown Accretion | .00 | .00 | .00 | .00 | .00 |
| Paydown Amortization | 3,506.08 | 3,506.08 | .00 | .00 | .00 |
| Principal Shortfall | .00 | .00 | .00 | .00 | .00 |
| MVA to AFS Holdings Profit/Loss | -13,018.40 | -13,018.40 | .00 | .00 | .00 |
| MVA to AFS Holdings After Tax | -10,284.53 | -10,284.53 | .00 | .00 | .00 |
| MVA to AFS Holdings Deferred Tax | -2,733.87 | -2,733.87 | .00 | .00 | .00 |
| HTM/NMO Trans From AFS MVA P/L | .00 | .00 | .00 | .00 | .00 |
| LTD Amortization Redeemed | 4,104.39 | 4,104.39 | .00 | .00 | .00 |
| LTD Accretion Redeemed | .00 | .00 | .00 | .00 | .00 |
| LTD DI Accrued Redeemed | .00 | .00 | .00 | .00 | .00 |
| LTD BVI Redeemed | .00 | .00 | .00 | .00 | .00 |
| Original Cost Redeemed | 30,799.53 | 30,799.53 | .00 | .00 | .00 |
| Sales Profit/Loss | .00 | .00 | .00 | .00 | .00 |
| | | | | | |
| BOOK VALUE | Total | AFS | HFT | HTM | FVO |
| Beginning Balance | 3,793,596.07 | 3,793,596.07 | .00 | .00 | .00 |
| + Purchases | .00 | .00 | .00 | .00 | .00 |
| + Pay-up | .00 | .00 | .00 | .00 | .00 |
| + Discount Int | .00 | .00 | .00 | .00 | .00 |
| - Sales | .00 | .00 | .00 | .00 | .00 |
| - Paydowns | 26,695.14 | 26,695.14 | .00 | .00 | .00 |
| - Maturity/Call/Put | .00 | .00 | .00 | .00 | .00 |
| + Accretion | 1,123.75 | 1,123.75 | .00 | .00 | .00 |
| + Accret Payup/Pdwn | .00 | .00 | .00 | .00 | .00 |
| - Amortization | 324.87 | 324.87 | .00 | .00 | .00 |
| - Amort Payup/Pdwn | 3,506.08 | 3,506.08 | .00 | .00 | .00 |
| +/- Book Value Income | .00 | .00 | .00 | .00 | .00 |
| +/- BVI Payup/Pdwn | .00 | .00 | .00 | .00 | .00 |
| +/- Transferred Book | .00 | .00 | .00 | .00 | .00 |
| +/- Book Value Adj. | .00 | .00 | .00 | .00 | .00 |
| +/- Amort/Accrete Adj. | .00 | .00 | .00 | .00 | .00 |
| Ending Balance | 3,764,193.73 | 3,764,193.73 | .00 | .00 | .00 |

As of Date: 12/31/2019 Last: 11/30/2019

230 GOVT AGENCIES

| RECONCILING TOTALS | Total | AFS | HFT | HTM | FVO |
|------------------------------|--------------|--------------|-----|-----|-----|
| Original Face | 5,450,000.00 | 5,450,000.00 | .00 | .00 | .00 |
| Par Value/Current Face | 3,742,825.19 | 3,742,825.19 | .00 | .00 | .00 |
| Principal Cost | 3,750,662.35 | 3,750,662.35 | .00 | .00 | .00 |
| Principal Receivable | 26,695.14 | 26,695.14 | .00 | .00 | .00 |
| Interest Accrued | 20,644.24 | 20,644.24 | .00 | .00 | .00 |
| Interest Accrued-Capital | .00 | .00 | .00 | .00 | .00 |
| Interest Cost Outstanding | .00 | .00 | .00 | .00 | .00 |
| Interest Accrued DI | .00 | .00 | .00 | .00 | .00 |
| Interest Receivable | 2,702.55 | 2,702.55 | .00 | .00 | .00 |
| Interest Receivable-Cap | .00 | .00 | .00 | .00 | .00 |
| Amortized LTD | 26,241.48 | 26,241.48 | .00 | .00 | .00 |
| Accreted LTD | 39,772.86 | 39,772.86 | .00 | .00 | .00 |
| Book Value Income LTD | .00 | .00 | .00 | .00 | .00 |
| Unaccrued Interest (DI) | .00 | .00 | .00 | .00 | .00 |
| Unamortized | 95,220.68 | 95,220.68 | .00 | .00 | .00 |
| Unaccreted | 73,852.14 | 73,852.14 | .00 | .00 | .00 |
| Net Book Value | 3,764,193.73 | 3,764,193.73 | .00 | .00 | .00 |
| Market Value | 3,778,553.39 | 3,778,553.39 | .00 | .00 | .00 |
| AFS MVA Profit/Loss LTD | 14,359.66 | 14,359.66 | .00 | .00 | .00 |
| AFS MVA P/L After Tax LTD | 11,344.13 | 11,344.13 | .00 | .00 | .00 |
| AFS MVA P/L Deferred Tax LTD | 3,015.53 | 3,015.53 | .00 | .00 | .00 |
| Interest Accrued YTD | 159,983.54 | 159,983.54 | .00 | .00 | .00 |
| Interest Received YTD | 170,629.51 | 170,629.51 | .00 | .00 | .00 |
| Interest Recvd-Cap YTD | .00 | .00 | .00 | .00 | .00 |
| Interest Shortfall YTD | .00 | .00 | .00 | .00 | .00 |
| Amortized YTD | 4,839.57 | 4,839.57 | .00 | .00 | .00 |
| Paydown Amort YTD | 37,602.45 | 37,602.45 | .00 | .00 | .00 |
| Total Amortization YTD | 42,442.02 | 42,442.02 | .00 | .00 | .00 |
| Accretion YTD | 13,589.61 | 13,589.61 | .00 | .00 | .00 |
| Paydown Accrete YTD | .00 | .00 | .00 | .00 | .00 |
| Total Accretion YTD | 13,589.61 | 13,589.61 | .00 | .00 | .00 |
| Principal Shortfall YTD | .00 | .00 | .00 | .00 | .00 |
| Book Value Income YTD | .00 | .00 | .00 | .00 | .00 |
| Profit/Loss on Sales MTD | .00 | .00 | .00 | .00 | .00 |
| Profit/Loss on Sales YTD | .00 | .00 | .00 | .00 | .00 |
| Profit/Loss on Calls MTD | .00 | .00 | .00 | .00 | .00 |
| Profit/Loss on Calls YTD | .00 | .00 | .00 | .00 | .00 |
| BVI Gain/Loss on Sales MTD | .00 | .00 | .00 | .00 | .00 |
| BVI Gain/Loss on Sales YTD | .00 | .00 | .00 | .00 | .00 |
| BVI Gain/Loss on Calls MTD | .00 | .00 | .00 | .00 | .00 |
| BVI Gain/Loss on Calls YTD | .00 | .00 | .00 | .00 | .00 |

As of Date: 12/31/2019 Last: 11/30/2019

230 GOVT AGENCIES

| ----- | | | | | |
|------------------------------------|-----------|-----------|-----|-----|-----|
| DELAYED PRINCIPAL RECEIVABLE | Total | AFS | HFT | HTM | FVO |
| Beginning Balance | 1,481.07 | 1,481.07 | .00 | .00 | .00 |
| + New Delayed Payments | 26,695.14 | 26,695.14 | .00 | .00 | .00 |
| - Payments Received | 1,481.07 | 1,481.07 | .00 | .00 | .00 |
| +/- Transfers | .00 | .00 | .00 | .00 | .00 |
| Ending Balance | 26,695.14 | 26,695.14 | .00 | .00 | .00 |
| ----- | | | | | |
| CURRENT INTEREST ACCRUAL | Total | AFS | HFT | HTM | FVO |
| Beginning Balance | 15,437.24 | 15,437.24 | .00 | .00 | .00 |
| + Accruals | 7,909.55 | 7,909.55 | .00 | .00 | .00 |
| + Accruals-Capital | .00 | .00 | .00 | .00 | .00 |
| + Interest Purchased | .00 | .00 | .00 | .00 | .00 |
| + Interest Purch-Cap | .00 | .00 | .00 | .00 | .00 |
| - Payments Due | 2,702.55 | 2,702.55 | .00 | .00 | .00 |
| - Payments Due-Cap | .00 | .00 | .00 | .00 | .00 |
| - Interest Sold | .00 | .00 | .00 | .00 | .00 |
| - Interest Sold-Cap | .00 | .00 | .00 | .00 | .00 |
| +/- Transfers | .00 | .00 | .00 | .00 | .00 |
| Ending Balance | 20,644.24 | 20,644.24 | .00 | .00 | .00 |
| ----- | | | | | |
| DELAYED INTEREST RECEIVABLE | Total | AFS | HFT | HTM | FVO |
| Beginning Balance | 2,707.89 | 2,707.89 | .00 | .00 | .00 |
| + New Delayed Payments | 2,702.55 | 2,702.55 | .00 | .00 | .00 |
| + New Delayed Pmts-Cap | .00 | .00 | .00 | .00 | .00 |
| - Payments Received | 2,707.89 | 2,707.89 | .00 | .00 | .00 |
| - Payments Rcvd-Cap | .00 | .00 | .00 | .00 | .00 |
| +/- Transfers | .00 | .00 | .00 | .00 | .00 |
| Ending Balance | 2,702.55 | 2,702.55 | .00 | .00 | .00 |
| ----- | | | | | |
| HTM/NMO TRANSFERS FROM AFS | Total | AFS | HFT | HTM | FVO |
| Beginning Balance Unearned Mkt Adj | .00 | .00 | .00 | .00 | .00 |
| +/- Transfers Up/(Down) | .00 | .00 | .00 | .00 | .00 |
| +/- Sales/Mkt Adj | .00 | .00 | .00 | .00 | .00 |
| +/- MTD Write-Off Up/(Down) | .00 | .00 | .00 | .00 | .00 |
| Ending Balance | .00 | .00 | .00 | .00 | .00 |

As of Date: 12/31/2019 Last: 11/30/2019

300 EXEMPT MUNICIPALS

| PROJECTED MONTH-END | Total | AFS | HFT | HTM | FVO |
|----------------------------------|--------------|--------------|------------|------------|------------|
| Interest Accrued | 10,646.67 | 9,204.16 | .00 | 1,442.51 | .00 |
| Interest Accrued-Capital | .00 | .00 | .00 | .00 | .00 |
| Interest Accrued DI | 1,023.76 | 1,023.76 | .00 | .00 | .00 |
| Interest Shortfall | .00 | .00 | .00 | .00 | .00 |
| Amortization | 830.24 | 830.24 | .00 | .00 | .00 |
| Accretion | 70.91 | 68.10 | .00 | 2.81 | .00 |
| Book Value Income | .00 | .00 | .00 | .00 | .00 |
| Paydown Accretion | .00 | .00 | .00 | .00 | .00 |
| Paydown Amortization | .00 | .00 | .00 | .00 | .00 |
| Principal Shortfall | .00 | .00 | .00 | .00 | .00 |
| MVA to AFS Holdings Profit/Loss | 2,456.63 | 2,456.63 | .00 | .00 | .00 |
| MVA to AFS Holdings After Tax | 1,940.74 | 1,940.74 | .00 | .00 | .00 |
| MVA to AFS Holdings Deferred Tax | 515.89 | 515.89 | .00 | .00 | .00 |
| HTM/NMO Trans From AFS MVA P/L | .00 | .00 | .00 | .00 | .00 |
| LTD Amortization Redeemed | .00 | .00 | .00 | .00 | .00 |
| LTD Accretion Redeemed | .00 | .00 | .00 | .00 | .00 |
| LTD DI Accrued Redeemed | .00 | .00 | .00 | .00 | .00 |
| LTD BVI Redeemed | .00 | .00 | .00 | .00 | .00 |
| Original Cost Redeemed | .00 | .00 | .00 | .00 | .00 |
| Sales Profit/Loss | .00 | .00 | .00 | .00 | .00 |
| BOOK VALUE | Total | AFS | HFT | HTM | FVO |
| Beginning Balance | 5,169,362.92 | 4,304,553.20 | .00 | 864,809.72 | .00 |
| + Purchases | .00 | .00 | .00 | .00 | .00 |
| + Pay-up | .00 | .00 | .00 | .00 | .00 |
| + Discount Int | 1,023.76 | 1,023.76 | .00 | .00 | .00 |
| - Sales | .00 | .00 | .00 | .00 | .00 |
| - Paydowns | .00 | .00 | .00 | .00 | .00 |
| - Maturity/Call/Put | .00 | .00 | .00 | .00 | .00 |
| + Accretion | 70.91 | 68.10 | .00 | 2.81 | .00 |
| + Accret Payup/Pdwn | .00 | .00 | .00 | .00 | .00 |
| - Amortization | 830.24 | 830.24 | .00 | .00 | .00 |
| - Amort Payup/Pdwn | .00 | .00 | .00 | .00 | .00 |
| +/- Book Value Income | .00 | .00 | .00 | .00 | .00 |
| +/- BVI Payup/Pdwn | .00 | .00 | .00 | .00 | .00 |
| +/- Transferred Book | .00 | .00 | .00 | .00 | .00 |
| +/- Book Value Adj. | .00 | .00 | .00 | .00 | .00 |
| +/- Amort/Accrete Adj. | .00 | .00 | .00 | .00 | .00 |
| Ending Balance | 5,169,627.35 | 4,304,814.82 | .00 | 864,812.53 | .00 |

As of Date: 12/31/2019 Last: 11/30/2019

300 EXEMPT MUNICIPALS

| RECONCILING TOTALS | Total | AFS | HFT | HTM | FVO |
|------------------------------|--------------|--------------|-----|------------|-----|
| Original Face | 5,270,000.00 | 4,405,000.00 | .00 | 865,000.00 | .00 |
| Par Value/Current Face | 5,270,000.00 | 4,405,000.00 | .00 | 865,000.00 | .00 |
| Principal Cost | 5,132,988.05 | 4,268,268.70 | .00 | 864,719.35 | .00 |
| Principal Receivable | .00 | .00 | .00 | .00 | .00 |
| Interest Accrued | 27,661.52 | 22,862.35 | .00 | 4,799.17 | .00 |
| Interest Accrued-Capital | .00 | .00 | .00 | .00 | .00 |
| Interest Cost Outstanding | .00 | .00 | .00 | .00 | .00 |
| Interest Accrued DI | 86,538.76 | 86,538.76 | .00 | .00 | .00 |
| Interest Receivable | .00 | .00 | .00 | .00 | .00 |
| Interest Receivable-Cap | .00 | .00 | .00 | .00 | .00 |
| Amortized LTD | 51,731.10 | 51,731.10 | .00 | .00 | .00 |
| Accreted LTD | 1,831.64 | 1,738.46 | .00 | 93.18 | .00 |
| Book Value Income LTD | .00 | .00 | .00 | .00 | .00 |
| Unaccrued Interest (DI) | 115,429.64 | 115,429.64 | .00 | .00 | .00 |
| Unamortized | 19,081.00 | 19,081.00 | .00 | .00 | .00 |
| Unaccreted | 4,024.01 | 3,836.54 | .00 | 187.47 | .00 |
| Net Book Value | 5,169,627.35 | 4,304,814.82 | .00 | 864,812.53 | .00 |
| Market Value | 5,289,270.45 | 4,417,413.20 | .00 | 871,857.25 | .00 |
| AFS MVA Profit/Loss LTD | 112,598.38 | 112,598.38 | .00 | .00 | .00 |
| AFS MVA P/L After Tax LTD | 88,952.72 | 88,952.72 | .00 | .00 | .00 |
| AFS MVA P/L Deferred Tax LTD | 23,645.66 | 23,645.66 | .00 | .00 | .00 |
| Interest Accrued YTD | 136,378.60 | 119,068.60 | .00 | 17,310.00 | .00 |
| Interest Received YTD | 123,062.50 | 105,752.50 | .00 | 17,310.00 | .00 |
| Interest Recvd-Cap YTD | .00 | .00 | .00 | .00 | .00 |
| Interest Shortfall YTD | .00 | .00 | .00 | .00 | .00 |
| Amortized YTD | 10,148.57 | 10,148.57 | .00 | .00 | .00 |
| Paydown Amort YTD | .00 | .00 | .00 | .00 | .00 |
| Total Amortization YTD | 10,148.57 | 10,148.57 | .00 | .00 | .00 |
| Accretion YTD | 843.43 | 810.12 | .00 | 33.31 | .00 |
| Paydown Accrete YTD | .00 | .00 | .00 | .00 | .00 |
| Total Accretion YTD | 843.43 | 810.12 | .00 | 33.31 | .00 |
| Principal Shortfall YTD | .00 | .00 | .00 | .00 | .00 |
| Book Value Income YTD | .00 | .00 | .00 | .00 | .00 |
| Profit/Loss on Sales MTD | .00 | .00 | .00 | .00 | .00 |
| Profit/Loss on Sales YTD | 3,847.61 | 3,847.61 | .00 | .00 | .00 |
| Profit/Loss on Calls MTD | .00 | .00 | .00 | .00 | .00 |
| Profit/Loss on Calls YTD | .00 | .00 | .00 | .00 | .00 |
| BVI Gain/Loss on Sales MTD | .00 | .00 | .00 | .00 | .00 |
| BVI Gain/Loss on Sales YTD | .00 | .00 | .00 | .00 | .00 |
| BVI Gain/Loss on Calls MTD | .00 | .00 | .00 | .00 | .00 |
| BVI Gain/Loss on Calls YTD | .00 | .00 | .00 | .00 | .00 |

As of Date: 12/31/2019 Last: 11/30/2019

300 EXEMPT MUNICIPALS

| ----- | | | | | | |
|------------------------------------|-----------|-----------|-----|----------|-----|-----|
| DELAYED PRINCIPAL RECEIVABLE | Total | AFS | HFT | HTM | FVO | |
| Beginning Balance | .00 | .00 | .00 | .00 | .00 | .00 |
| + New Delayed Payments | .00 | .00 | .00 | .00 | .00 | .00 |
| - Payments Received | .00 | .00 | .00 | .00 | .00 | .00 |
| +/- Transfers | .00 | .00 | .00 | .00 | .00 | .00 |
| Ending Balance | .00 | .00 | .00 | .00 | .00 | .00 |
| CURRENT INTEREST ACCRUAL | Total | AFS | HFT | HTM | FVO | |
| Beginning Balance | 36,142.35 | 32,785.69 | .00 | 3,356.66 | .00 | .00 |
| + Accruals | 10,646.67 | 9,204.16 | .00 | 1,442.51 | .00 | .00 |
| + Accruals-Capital | .00 | .00 | .00 | .00 | .00 | .00 |
| + Interest Purchased | .00 | .00 | .00 | .00 | .00 | .00 |
| + Interest Purch-Cap | .00 | .00 | .00 | .00 | .00 | .00 |
| - Payments Due | 19,127.50 | 19,127.50 | .00 | .00 | .00 | .00 |
| - Payments Due-Cap | .00 | .00 | .00 | .00 | .00 | .00 |
| - Interest Sold | .00 | .00 | .00 | .00 | .00 | .00 |
| - Interest Sold-Cap | .00 | .00 | .00 | .00 | .00 | .00 |
| +/- Transfers | .00 | .00 | .00 | .00 | .00 | .00 |
| Ending Balance | 27,661.52 | 22,862.35 | .00 | 4,799.17 | .00 | .00 |
| DELAYED INTEREST RECEIVABLE | Total | AFS | HFT | HTM | FVO | |
| Beginning Balance | .00 | .00 | .00 | .00 | .00 | .00 |
| + New Delayed Payments | .00 | .00 | .00 | .00 | .00 | .00 |
| + New Delayed Pmts-Cap | .00 | .00 | .00 | .00 | .00 | .00 |
| - Payments Received | .00 | .00 | .00 | .00 | .00 | .00 |
| - Payments Rcvd-Cap | .00 | .00 | .00 | .00 | .00 | .00 |
| +/- Transfers | .00 | .00 | .00 | .00 | .00 | .00 |
| Ending Balance | .00 | .00 | .00 | .00 | .00 | .00 |
| HTM/NMO TRANSFERS FROM AFS | Total | AFS | HFT | HTM | FVO | |
| Beginning Balance Unearned Mkt Adj | .00 | .00 | .00 | .00 | .00 | .00 |
| +/- Transfers Up/(Down) | .00 | .00 | .00 | .00 | .00 | .00 |
| +/- Sales/Mkt Adj | .00 | .00 | .00 | .00 | .00 | .00 |
| +/- MTD Write-Off Up/(Down) | .00 | .00 | .00 | .00 | .00 | .00 |
| Ending Balance | .00 | .00 | .00 | .00 | .00 | .00 |

As of Date: 12/31/2019 Last: 11/30/2019

311 EX MUNI LEASE/COP

| PROJECTED MONTH-END | Total | AFS | HFT | HTM | FVO |
|----------------------------------|--------------|------------|------------|------------|------------|
| Interest Accrued | 875.00 | 250.00 | .00 | 625.00 | .00 |
| Interest Accrued-Capital | .00 | .00 | .00 | .00 | .00 |
| Interest Accrued DI | .00 | .00 | .00 | .00 | .00 |
| Interest Shortfall | .00 | .00 | .00 | .00 | .00 |
| Amortization | 323.26 | 84.33 | .00 | 238.93 | .00 |
| Accretion | .00 | .00 | .00 | .00 | .00 |
| Book Value Income | .00 | .00 | .00 | .00 | .00 |
| Paydown Accretion | .00 | .00 | .00 | .00 | .00 |
| Paydown Amortization | .00 | .00 | .00 | .00 | .00 |
| Principal Shortfall | .00 | .00 | .00 | .00 | .00 |
| MVA to AFS Holdings Profit/Loss | 89.33 | 89.33 | .00 | .00 | .00 |
| MVA to AFS Holdings After Tax | 70.57 | 70.57 | .00 | .00 | .00 |
| MVA to AFS Holdings Deferred Tax | 18.76 | 18.76 | .00 | .00 | .00 |
| HTM/NMO Trans From AFS MVA P/L | .00 | .00 | .00 | .00 | .00 |
| LTD Amortization Redeemed | .00 | .00 | .00 | .00 | .00 |
| LTD Accretion Redeemed | .00 | .00 | .00 | .00 | .00 |
| LTD DI Accrued Redeemed | .00 | .00 | .00 | .00 | .00 |
| LTD BVI Redeemed | .00 | .00 | .00 | .00 | .00 |
| Original Cost Redeemed | .00 | .00 | .00 | .00 | .00 |
| Sales Profit/Loss | .00 | .00 | .00 | .00 | .00 |
| BOOK VALUE | Total | AFS | HFT | HTM | FVO |
| Beginning Balance | 382,732.73 | 126,402.77 | .00 | 256,329.96 | .00 |
| + Purchases | .00 | .00 | .00 | .00 | .00 |
| + Pay-up | .00 | .00 | .00 | .00 | .00 |
| + Discount Int | .00 | .00 | .00 | .00 | .00 |
| - Sales | .00 | .00 | .00 | .00 | .00 |
| - Paydowns | .00 | .00 | .00 | .00 | .00 |
| - Maturity/Call/Put | .00 | .00 | .00 | .00 | .00 |
| + Accretion | .00 | .00 | .00 | .00 | .00 |
| + Accret Payup/Pdwn | .00 | .00 | .00 | .00 | .00 |
| - Amortization | 323.26 | 84.33 | .00 | 238.93 | .00 |
| - Amort Payup/Pdwn | .00 | .00 | .00 | .00 | .00 |
| +/- Book Value Income | .00 | .00 | .00 | .00 | .00 |
| +/- BVI Payup/Pdwn | .00 | .00 | .00 | .00 | .00 |
| +/- Transferred Book | .00 | .00 | .00 | .00 | .00 |
| +/- Book Value Adj. | .00 | .00 | .00 | .00 | .00 |
| +/- Amort/Accrete Adj. | .00 | .00 | .00 | .00 | .00 |
| Ending Balance | 382,409.47 | 126,318.44 | .00 | 256,091.03 | .00 |

As of Date: 12/31/2019 Last: 11/30/2019

311 EX MUNI LEASE/COP

| RECONCILING TOTALS | Total | AFS | HFT | HTM | FVO |
|------------------------------|------------|------------|-----|------------|-----|
| Original Face | 375,000.00 | 125,000.00 | .00 | 250,000.00 | .00 |
| Par Value/Current Face | 375,000.00 | 125,000.00 | .00 | 250,000.00 | .00 |
| Principal Cost | 395,407.50 | 129,687.50 | .00 | 265,720.00 | .00 |
| Principal Receivable | .00 | .00 | .00 | .00 | .00 |
| Interest Accrued | 3,758.33 | 633.33 | .00 | 3,125.00 | .00 |
| Interest Accrued-Capital | .00 | .00 | .00 | .00 | .00 |
| Interest Cost Outstanding | .00 | .00 | .00 | .00 | .00 |
| Interest Accrued DI | .00 | .00 | .00 | .00 | .00 |
| Interest Receivable | .00 | .00 | .00 | .00 | .00 |
| Interest Receivable-Cap | .00 | .00 | .00 | .00 | .00 |
| Amortized LTD | 12,998.03 | 3,369.06 | .00 | 9,628.97 | .00 |
| Accreted LTD | .00 | .00 | .00 | .00 | .00 |
| Book Value Income LTD | .00 | .00 | .00 | .00 | .00 |
| Unaccrued Interest (DI) | .00 | .00 | .00 | .00 | .00 |
| Unamortized | 7,409.47 | 1,318.44 | .00 | 6,091.03 | .00 |
| Unaccrued | .00 | .00 | .00 | .00 | .00 |
| Net Book Value | 382,409.47 | 126,318.44 | .00 | 256,091.03 | .00 |
| Market Value | 380,928.75 | 126,053.75 | .00 | 254,875.00 | .00 |
| AFS MVA Profit/Loss LTD | -264.69 | -264.69 | .00 | .00 | .00 |
| AFS MVA P/L After Tax LTD | -209.11 | -209.11 | .00 | .00 | .00 |
| AFS MVA P/L Deferred Tax LTD | -55.58 | -55.58 | .00 | .00 | .00 |
| Interest Accrued YTD | 10,500.00 | 3,000.00 | .00 | 7,500.00 | .00 |
| Interest Received YTD | 10,500.00 | 3,000.00 | .00 | 7,500.00 | .00 |
| Interest Recvd-Cap YTD | .00 | .00 | .00 | .00 | .00 |
| Interest Shortfall YTD | .00 | .00 | .00 | .00 | .00 |
| Amortized YTD | 3,848.53 | 1,004.77 | .00 | 2,843.76 | .00 |
| Paydown Amort YTD | .00 | .00 | .00 | .00 | .00 |
| Total Amortization YTD | 3,848.53 | 1,004.77 | .00 | 2,843.76 | .00 |
| Accretion YTD | .00 | .00 | .00 | .00 | .00 |
| Paydown Accrete YTD | .00 | .00 | .00 | .00 | .00 |
| Total Accretion YTD | .00 | .00 | .00 | .00 | .00 |
| Principal Shortfall YTD | .00 | .00 | .00 | .00 | .00 |
| Book Value Income YTD | .00 | .00 | .00 | .00 | .00 |
| Profit/Loss on Sales MTD | .00 | .00 | .00 | .00 | .00 |
| Profit/Loss on Sales YTD | .00 | .00 | .00 | .00 | .00 |
| Profit/Loss on Calls MTD | .00 | .00 | .00 | .00 | .00 |
| Profit/Loss on Calls YTD | .00 | .00 | .00 | .00 | .00 |
| BVI Gain/Loss on Sales MTD | .00 | .00 | .00 | .00 | .00 |
| BVI Gain/Loss on Sales YTD | .00 | .00 | .00 | .00 | .00 |
| BVI Gain/Loss on Calls MTD | .00 | .00 | .00 | .00 | .00 |
| BVI Gain/Loss on Calls YTD | .00 | .00 | .00 | .00 | .00 |

As of Date: 12/31/2019 Last: 11/30/2019

311 EX MUNI LEASE/COP

| ----- | | | | | | |
|------------------------------------|----------|--------|-----|----------|-----|-----|
| DELAYED PRINCIPAL RECEIVABLE | Total | AFS | HFT | HTM | FVO | |
| Beginning Balance | .00 | .00 | .00 | .00 | .00 | .00 |
| + New Delayed Payments | .00 | .00 | .00 | .00 | .00 | .00 |
| - Payments Received | .00 | .00 | .00 | .00 | .00 | .00 |
| +/- Transfers | .00 | .00 | .00 | .00 | .00 | .00 |
| Ending Balance | .00 | .00 | .00 | .00 | .00 | .00 |
| CURRENT INTEREST ACCRUAL | Total | AFS | HFT | HTM | FVO | |
| Beginning Balance | 2,883.33 | 383.33 | .00 | 2,500.00 | .00 | .00 |
| + Accruals | 875.00 | 250.00 | .00 | 625.00 | .00 | .00 |
| + Accruals-Capital | .00 | .00 | .00 | .00 | .00 | .00 |
| + Interest Purchased | .00 | .00 | .00 | .00 | .00 | .00 |
| + Interest Purch-Cap | .00 | .00 | .00 | .00 | .00 | .00 |
| - Payments Due | .00 | .00 | .00 | .00 | .00 | .00 |
| - Payments Due-Cap | .00 | .00 | .00 | .00 | .00 | .00 |
| - Interest Sold | .00 | .00 | .00 | .00 | .00 | .00 |
| - Interest Sold-Cap | .00 | .00 | .00 | .00 | .00 | .00 |
| +/- Transfers | .00 | .00 | .00 | .00 | .00 | .00 |
| Ending Balance | 3,758.33 | 633.33 | .00 | 3,125.00 | .00 | .00 |
| DELAYED INTEREST RECEIVABLE | Total | AFS | HFT | HTM | FVO | |
| Beginning Balance | .00 | .00 | .00 | .00 | .00 | .00 |
| + New Delayed Payments | .00 | .00 | .00 | .00 | .00 | .00 |
| + New Delayed Pmts-Cap | .00 | .00 | .00 | .00 | .00 | .00 |
| - Payments Received | .00 | .00 | .00 | .00 | .00 | .00 |
| - Payments Rcvd-Cap | .00 | .00 | .00 | .00 | .00 | .00 |
| +/- Transfers | .00 | .00 | .00 | .00 | .00 | .00 |
| Ending Balance | .00 | .00 | .00 | .00 | .00 | .00 |
| HTM/NMO TRANSFERS FROM AFS | Total | AFS | HFT | HTM | FVO | |
| Beginning Balance Unearned Mkt Adj | .00 | .00 | .00 | .00 | .00 | .00 |
| +/- Transfers Up/(Down) | .00 | .00 | .00 | .00 | .00 | .00 |
| +/- Sales/Mkt Adj | .00 | .00 | .00 | .00 | .00 | .00 |
| +/- MTD Write-Off Up/(Down) | .00 | .00 | .00 | .00 | .00 | .00 |
| Ending Balance | .00 | .00 | .00 | .00 | .00 | .00 |

As of Date: 12/31/2019 Last: 11/30/2019

320 TAXABLE MUNICIPALS

| PROJECTED MONTH-END | Total | AFS | HFT | HTM | FVO |
|----------------------------------|--------------|--------------|-----|------------|-----|
| Interest Accrued | 5,166.80 | 4,645.97 | .00 | 520.83 | .00 |
| Interest Accrued-Capital | .00 | .00 | .00 | .00 | .00 |
| Interest Accrued DI | .00 | .00 | .00 | .00 | .00 |
| Interest Shortfall | .00 | .00 | .00 | .00 | .00 |
| Amortization | 186.59 | 186.59 | .00 | .00 | .00 |
| Accretion | .02 | .02 | .00 | .00 | .00 |
| Book Value Income | .00 | .00 | .00 | .00 | .00 |
| Paydown Accretion | .00 | .00 | .00 | .00 | .00 |
| Paydown Amortization | .00 | .00 | .00 | .00 | .00 |
| Principal Shortfall | .00 | .00 | .00 | .00 | .00 |
| MVA to AFS Holdings Profit/Loss | -2,036.78 | -2,036.78 | .00 | .00 | .00 |
| MVA to AFS Holdings After Tax | -1,609.06 | -1,609.06 | .00 | .00 | .00 |
| MVA to AFS Holdings Deferred Tax | -427.72 | -427.72 | .00 | .00 | .00 |
| HTM/NMO Trans From AFS MVA P/L | .00 | .00 | .00 | .00 | .00 |
| LTD Amortization Redeemed | .00 | .00 | .00 | .00 | .00 |
| LTD Accretion Redeemed | .00 | .00 | .00 | .00 | .00 |
| LTD DI Accrued Redeemed | .00 | .00 | .00 | .00 | .00 |
| LTD BVI Redeemed | .00 | .00 | .00 | .00 | .00 |
| Original Cost Redeemed | .00 | .00 | .00 | .00 | .00 |
| Sales Profit/Loss | .00 | .00 | .00 | .00 | .00 |
| | | | | | |
| BOOK VALUE | Total | AFS | HFT | HTM | FVO |
| Beginning Balance | 1,417,089.36 | 1,117,089.36 | .00 | 300,000.00 | .00 |
| + Purchases | .00 | .00 | .00 | .00 | .00 |
| + Pay-up | .00 | .00 | .00 | .00 | .00 |
| + Discount Int | .00 | .00 | .00 | .00 | .00 |
| - Sales | .00 | .00 | .00 | .00 | .00 |
| - Paydowns | .00 | .00 | .00 | .00 | .00 |
| - Maturity/Call/Put | .00 | .00 | .00 | .00 | .00 |
| + Accretion | .02 | .02 | .00 | .00 | .00 |
| + Accret Payup/Pdwn | .00 | .00 | .00 | .00 | .00 |
| - Amortization | 186.59 | 186.59 | .00 | .00 | .00 |
| - Amort Payup/Pdwn | .00 | .00 | .00 | .00 | .00 |
| +/- Book Value Income | .00 | .00 | .00 | .00 | .00 |
| +/- BVI Payup/Pdwn | .00 | .00 | .00 | .00 | .00 |
| +/- Transferred Book | .00 | .00 | .00 | .00 | .00 |
| +/- Book Value Adj. | .00 | .00 | .00 | .00 | .00 |
| +/- Amort/Accrete Adj. | .00 | .00 | .00 | .00 | .00 |
| Ending Balance | 1,416,902.79 | 1,116,902.79 | .00 | 300,000.00 | .00 |

As of Date: 12/31/2019 Last: 11/30/2019

320 TAXABLE MUNICIPALS

| RECONCILING TOTALS | Total | AFS | HFT | HTM | FVO |
|------------------------------|--------------|--------------|-----|------------|-----|
| Original Face | 1,415,000.00 | 1,115,000.00 | .00 | 300,000.00 | .00 |
| Par Value/Current Face | 1,415,000.00 | 1,115,000.00 | .00 | 300,000.00 | .00 |
| Principal Cost | 1,438,338.70 | 1,135,379.70 | .00 | 302,959.00 | .00 |
| Principal Receivable | .00 | .00 | .00 | .00 | .00 |
| Interest Accrued | 12,243.88 | 11,723.05 | .00 | 520.83 | .00 |
| Interest Accrued-Capital | .00 | .00 | .00 | .00 | .00 |
| Interest Cost Outstanding | .00 | .00 | .00 | .00 | .00 |
| Interest Accrued DI | .00 | .00 | .00 | .00 | .00 |
| Interest Receivable | .00 | .00 | .00 | .00 | .00 |
| Interest Receivable-Cap | .00 | .00 | .00 | .00 | .00 |
| Amortized LTD | 21,436.26 | 18,477.26 | .00 | 2,959.00 | .00 |
| Accreted LTD | .35 | .35 | .00 | .00 | .00 |
| Book Value Income LTD | .00 | .00 | .00 | .00 | .00 |
| Unaccrued Interest (DI) | .00 | .00 | .00 | .00 | .00 |
| Unamortized | 1,904.74 | 1,904.74 | .00 | .00 | .00 |
| Unaccreted | 1.95 | 1.95 | .00 | .00 | .00 |
| Net Book Value | 1,416,902.79 | 1,116,902.79 | .00 | 300,000.00 | .00 |
| Market Value | 1,430,533.15 | 1,130,931.15 | .00 | 299,602.00 | .00 |
| AFS MVA Profit/Loss LTD | 14,028.36 | 14,028.36 | .00 | .00 | .00 |
| AFS MVA P/L After Tax LTD | 11,082.40 | 11,082.40 | .00 | .00 | .00 |
| AFS MVA P/L Deferred Tax LTD | 2,945.96 | 2,945.96 | .00 | .00 | .00 |
| Interest Accrued YTD | 64,657.75 | 58,407.75 | .00 | 6,250.00 | .00 |
| Interest Received YTD | 69,314.00 | 63,064.00 | .00 | 6,250.00 | .00 |
| Interest Recvd-Cap YTD | .00 | .00 | .00 | .00 | .00 |
| Interest Shortfall YTD | .00 | .00 | .00 | .00 | .00 |
| Amortized YTD | 6,490.34 | 6,040.08 | .00 | 450.26 | .00 |
| Paydown Amort YTD | .00 | .00 | .00 | .00 | .00 |
| Total Amortization YTD | 6,490.34 | 6,040.08 | .00 | 450.26 | .00 |
| Accretion YTD | .27 | .27 | .00 | .00 | .00 |
| Paydown Accrete YTD | .00 | .00 | .00 | .00 | .00 |
| Total Accretion YTD | .27 | .27 | .00 | .00 | .00 |
| Principal Shortfall YTD | .00 | .00 | .00 | .00 | .00 |
| Book Value Income YTD | .00 | .00 | .00 | .00 | .00 |
| Profit/Loss on Sales MTD | .00 | .00 | .00 | .00 | .00 |
| Profit/Loss on Sales YTD | .00 | .00 | .00 | .00 | .00 |
| Profit/Loss on Calls MTD | .00 | .00 | .00 | .00 | .00 |
| Profit/Loss on Calls YTD | .00 | .00 | .00 | .00 | .00 |
| BVI Gain/Loss on Sales MTD | .00 | .00 | .00 | .00 | .00 |
| BVI Gain/Loss on Sales YTD | .00 | .00 | .00 | .00 | .00 |
| BVI Gain/Loss on Calls MTD | .00 | .00 | .00 | .00 | .00 |
| BVI Gain/Loss on Calls YTD | .00 | .00 | .00 | .00 | .00 |

As of Date: 12/31/2019 Last: 11/30/2019

320 TAXABLE MUNICIPALS

| ----- | | | | | | |
|------------------------------------|-----------|-----------|-----|----------|-----|-----|
| DELAYED PRINCIPAL RECEIVABLE | Total | AFS | HFT | HTM | FVO | |
| Beginning Balance | .00 | .00 | .00 | .00 | .00 | .00 |
| + New Delayed Payments | .00 | .00 | .00 | .00 | .00 | .00 |
| - Payments Received | .00 | .00 | .00 | .00 | .00 | .00 |
| +/- Transfers | .00 | .00 | .00 | .00 | .00 | .00 |
| Ending Balance | .00 | .00 | .00 | .00 | .00 | .00 |
| CURRENT INTEREST ACCRUAL | Total | AFS | HFT | HTM | FVO | |
| Beginning Balance | 15,684.08 | 12,559.08 | .00 | 3,125.00 | .00 | |
| + Accruals | 5,166.80 | 4,645.97 | .00 | 520.83 | .00 | |
| + Accruals-Capital | .00 | .00 | .00 | .00 | .00 | |
| + Interest Purchased | .00 | .00 | .00 | .00 | .00 | |
| + Interest Purch-Cap | .00 | .00 | .00 | .00 | .00 | |
| - Payments Due | 8,607.00 | 5,482.00 | .00 | 3,125.00 | .00 | |
| - Payments Due-Cap | .00 | .00 | .00 | .00 | .00 | |
| - Interest Sold | .00 | .00 | .00 | .00 | .00 | |
| - Interest Sold-Cap | .00 | .00 | .00 | .00 | .00 | |
| +/- Transfers | .00 | .00 | .00 | .00 | .00 | |
| Ending Balance | 12,243.88 | 11,723.05 | .00 | 520.83 | .00 | |
| DELAYED INTEREST RECEIVABLE | Total | AFS | HFT | HTM | FVO | |
| Beginning Balance | .00 | .00 | .00 | .00 | .00 | |
| + New Delayed Payments | .00 | .00 | .00 | .00 | .00 | |
| + New Delayed Pmts-Cap | .00 | .00 | .00 | .00 | .00 | |
| - Payments Received | .00 | .00 | .00 | .00 | .00 | |
| - Payments Rcvd-Cap | .00 | .00 | .00 | .00 | .00 | |
| +/- Transfers | .00 | .00 | .00 | .00 | .00 | |
| Ending Balance | .00 | .00 | .00 | .00 | .00 | |
| HTM/NMO TRANSFERS FROM AFS | Total | AFS | HFT | HTM | FVO | |
| Beginning Balance Unearned Mkt Adj | .00 | .00 | .00 | .00 | .00 | |
| +/- Transfers Up/(Down) | .00 | .00 | .00 | .00 | .00 | |
| +/- Sales/Mkt Adj | .00 | .00 | .00 | .00 | .00 | |
| +/- MTD Write-Off Up/(Down) | .00 | .00 | .00 | .00 | .00 | |
| Ending Balance | .00 | .00 | .00 | .00 | .00 | |

As of Date: 12/31/2019 Last: 11/30/2019

420 CORPORATE ISSUES

| PROJECTED MONTH-END | Total | AFS | HFT | HTM | FVO |
|----------------------------------|--------------|------------|------------|------------|------------|
| Interest Accrued | 2,723.16 | 2,723.16 | .00 | .00 | .00 |
| Interest Accrued-Capital | .00 | .00 | .00 | .00 | .00 |
| Interest Accrued DI | .00 | .00 | .00 | .00 | .00 |
| Interest Shortfall | .00 | .00 | .00 | .00 | .00 |
| Amortization | 75.99 | 75.99 | .00 | .00 | .00 |
| Accretion | .00 | .00 | .00 | .00 | .00 |
| Book Value Income | .00 | .00 | .00 | .00 | .00 |
| Paydown Accretion | .00 | .00 | .00 | .00 | .00 |
| Paydown Amortization | .00 | .00 | .00 | .00 | .00 |
| Principal Shortfall | .00 | .00 | .00 | .00 | .00 |
| MVA to AFS Holdings Profit/Loss | 2,662.59 | 2,662.59 | .00 | .00 | .00 |
| MVA to AFS Holdings After Tax | 2,103.45 | 2,103.45 | .00 | .00 | .00 |
| MVA to AFS Holdings Deferred Tax | 559.14 | 559.14 | .00 | .00 | .00 |
| HTM/NMO Trans From AFS MVA P/L | .00 | .00 | .00 | .00 | .00 |
| LTD Amortization Redeemed | .00 | .00 | .00 | .00 | .00 |
| LTD Accretion Redeemed | .00 | .00 | .00 | .00 | .00 |
| LTD DI Accrued Redeemed | .00 | .00 | .00 | .00 | .00 |
| LTD BVI Redeemed | .00 | .00 | .00 | .00 | .00 |
| Original Cost Redeemed | .00 | .00 | .00 | .00 | .00 |
| Sales Profit/Loss | .00 | .00 | .00 | .00 | .00 |
| BOOK VALUE | Total | AFS | HFT | HTM | FVO |
| Beginning Balance | 903,576.23 | 903,576.23 | .00 | .00 | .00 |
| + Purchases | .00 | .00 | .00 | .00 | .00 |
| + Pay-up | .00 | .00 | .00 | .00 | .00 |
| + Discount Int | .00 | .00 | .00 | .00 | .00 |
| - Sales | .00 | .00 | .00 | .00 | .00 |
| - Paydowns | .00 | .00 | .00 | .00 | .00 |
| - Maturity/Call/Put | .00 | .00 | .00 | .00 | .00 |
| + Accretion | .00 | .00 | .00 | .00 | .00 |
| + Accret Payup/Pdwn | .00 | .00 | .00 | .00 | .00 |
| - Amortization | 75.99 | 75.99 | .00 | .00 | .00 |
| - Amort Payup/Pdwn | .00 | .00 | .00 | .00 | .00 |
| +/- Book Value Income | .00 | .00 | .00 | .00 | .00 |
| +/- BVI Payup/Pdwn | .00 | .00 | .00 | .00 | .00 |
| +/- Transferred Book | .00 | .00 | .00 | .00 | .00 |
| +/- Book Value Adj. | .00 | .00 | .00 | .00 | .00 |
| +/- Amort/Accrete Adj. | .00 | .00 | .00 | .00 | .00 |
| Ending Balance | 903,500.24 | 903,500.24 | .00 | .00 | .00 |

As of Date: 12/31/2019 Last: 11/30/2019

420 CORPORATE ISSUES

| RECONCILING TOTALS | Total | AFS | HFT | HTM | FVO |
|------------------------------|------------|------------|-----|-----|-----|
| Original Face | 900,000.00 | 900,000.00 | .00 | .00 | .00 |
| Par Value/Current Face | 900,000.00 | 900,000.00 | .00 | .00 | .00 |
| Principal Cost | 908,910.00 | 908,910.00 | .00 | .00 | .00 |
| Principal Receivable | .00 | .00 | .00 | .00 | .00 |
| Interest Accrued | 2,898.85 | 2,898.85 | .00 | .00 | .00 |
| Interest Accrued-Capital | .00 | .00 | .00 | .00 | .00 |
| Interest Cost Outstanding | .00 | .00 | .00 | .00 | .00 |
| Interest Accrued DI | .00 | .00 | .00 | .00 | .00 |
| Interest Receivable | .00 | .00 | .00 | .00 | .00 |
| Interest Receivable-Cap | .00 | .00 | .00 | .00 | .00 |
| Amortized LTD | 5,409.76 | 5,409.76 | .00 | .00 | .00 |
| Accreted LTD | .00 | .00 | .00 | .00 | .00 |
| Book Value Income LTD | .00 | .00 | .00 | .00 | .00 |
| Unaccrued Interest (DI) | .00 | .00 | .00 | .00 | .00 |
| Unamortized | 3,500.24 | 3,500.24 | .00 | .00 | .00 |
| Unaccreted | .00 | .00 | .00 | .00 | .00 |
| Net Book Value | 903,500.24 | 903,500.24 | .00 | .00 | .00 |
| Market Value | 931,790.70 | 931,790.70 | .00 | .00 | .00 |
| AFS MVA Profit/Loss LTD | 28,290.46 | 28,290.46 | .00 | .00 | .00 |
| AFS MVA P/L After Tax LTD | 22,349.46 | 22,349.46 | .00 | .00 | .00 |
| AFS MVA P/L Deferred Tax LTD | 5,941.00 | 5,941.00 | .00 | .00 | .00 |
| Interest Accrued YTD | 36,750.63 | 36,750.63 | .00 | .00 | .00 |
| Interest Received YTD | 37,404.23 | 37,404.23 | .00 | .00 | .00 |
| Interest Recvd-Cap YTD | .00 | .00 | .00 | .00 | .00 |
| Interest Shortfall YTD | .00 | .00 | .00 | .00 | .00 |
| Amortized YTD | 894.68 | 894.68 | .00 | .00 | .00 |
| Paydown Amort YTD | .00 | .00 | .00 | .00 | .00 |
| Total Amortization YTD | 894.68 | 894.68 | .00 | .00 | .00 |
| Accretion YTD | .00 | .00 | .00 | .00 | .00 |
| Paydown Accrete YTD | .00 | .00 | .00 | .00 | .00 |
| Total Accretion YTD | .00 | .00 | .00 | .00 | .00 |
| Principal Shortfall YTD | .00 | .00 | .00 | .00 | .00 |
| Book Value Income YTD | .00 | .00 | .00 | .00 | .00 |
| Profit/Loss on Sales MTD | .00 | .00 | .00 | .00 | .00 |
| Profit/Loss on Sales YTD | .00 | .00 | .00 | .00 | .00 |
| Profit/Loss on Calls MTD | .00 | .00 | .00 | .00 | .00 |
| Profit/Loss on Calls YTD | .00 | .00 | .00 | .00 | .00 |
| BVI Gain/Loss on Sales MTD | .00 | .00 | .00 | .00 | .00 |
| BVI Gain/Loss on Sales YTD | .00 | .00 | .00 | .00 | .00 |
| BVI Gain/Loss on Calls MTD | .00 | .00 | .00 | .00 | .00 |
| BVI Gain/Loss on Calls YTD | .00 | .00 | .00 | .00 | .00 |

As of Date: 12/31/2019 Last: 11/30/2019

420 CORPORATE ISSUES

| ----- | | | | | | |
|------------------------------------|----------|----------|-----|-----|-----|-----|
| DELAYED PRINCIPAL RECEIVABLE | Total | AFS | HFT | HTM | FVO | |
| Beginning Balance | .00 | .00 | .00 | .00 | .00 | .00 |
| + New Delayed Payments | .00 | .00 | .00 | .00 | .00 | .00 |
| - Payments Received | .00 | .00 | .00 | .00 | .00 | .00 |
| +/- Transfers | .00 | .00 | .00 | .00 | .00 | .00 |
| Ending Balance | .00 | .00 | .00 | .00 | .00 | .00 |
| | | | | | | |
| CURRENT INTEREST ACCRUAL | Total | AFS | HFT | HTM | FVO | |
| Beginning Balance | 175.69 | 175.69 | .00 | .00 | .00 | .00 |
| + Accruals | 2,723.16 | 2,723.16 | .00 | .00 | .00 | .00 |
| + Accruals-Capital | .00 | .00 | .00 | .00 | .00 | .00 |
| + Interest Purchased | .00 | .00 | .00 | .00 | .00 | .00 |
| + Interest Purch-Cap | .00 | .00 | .00 | .00 | .00 | .00 |
| - Payments Due | .00 | .00 | .00 | .00 | .00 | .00 |
| - Payments Due-Cap | .00 | .00 | .00 | .00 | .00 | .00 |
| - Interest Sold | .00 | .00 | .00 | .00 | .00 | .00 |
| - Interest Sold-Cap | .00 | .00 | .00 | .00 | .00 | .00 |
| +/- Transfers | .00 | .00 | .00 | .00 | .00 | .00 |
| Ending Balance | 2,898.85 | 2,898.85 | .00 | .00 | .00 | .00 |
| | | | | | | |
| DELAYED INTEREST RECEIVABLE | Total | AFS | HFT | HTM | FVO | |
| Beginning Balance | .00 | .00 | .00 | .00 | .00 | .00 |
| + New Delayed Payments | .00 | .00 | .00 | .00 | .00 | .00 |
| + New Delayed Pmts-Cap | .00 | .00 | .00 | .00 | .00 | .00 |
| - Payments Received | .00 | .00 | .00 | .00 | .00 | .00 |
| - Payments Rcvd-Cap | .00 | .00 | .00 | .00 | .00 | .00 |
| +/- Transfers | .00 | .00 | .00 | .00 | .00 | .00 |
| Ending Balance | .00 | .00 | .00 | .00 | .00 | .00 |
| | | | | | | |
| HTM/NMO TRANSFERS FROM AFS | Total | AFS | HFT | HTM | FVO | |
| Beginning Balance Unearned Mkt Adj | .00 | .00 | .00 | .00 | .00 | .00 |
| +/- Transfers Up/(Down) | .00 | .00 | .00 | .00 | .00 | .00 |
| +/- Sales/Mkt Adj | .00 | .00 | .00 | .00 | .00 | .00 |
| +/- MTD Write-Off Up/(Down) | .00 | .00 | .00 | .00 | .00 | .00 |
| Ending Balance | .00 | .00 | .00 | .00 | .00 | .00 |

As of Date: 12/31/2019 Last: 11/30/2019

500 CERTIF OF DEPOSIT

| PROJECTED MONTH-END | Total | AFS | HFT | HTM | FVO |
|----------------------------------|--------------|--------------|------------|------------|------------|
| Interest Accrued | 4,635.33 | 2,495.91 | .00 | 2,139.42 | .00 |
| Interest Accrued-Capital | .00 | .00 | .00 | .00 | .00 |
| Interest Accrued DI | .00 | .00 | .00 | .00 | .00 |
| Interest Shortfall | .00 | .00 | .00 | .00 | .00 |
| Amortization | .00 | .00 | .00 | .00 | .00 |
| Accretion | 27.02 | .00 | .00 | 27.02 | .00 |
| Book Value Income | .00 | .00 | .00 | .00 | .00 |
| Paydown Accretion | .00 | .00 | .00 | .00 | .00 |
| Paydown Amortization | .00 | .00 | .00 | .00 | .00 |
| Principal Shortfall | .00 | .00 | .00 | .00 | .00 |
| MVA to AFS Holdings Profit/Loss | -1,344.77 | -1,344.77 | .00 | .00 | .00 |
| MVA to AFS Holdings After Tax | -1,062.37 | -1,062.37 | .00 | .00 | .00 |
| MVA to AFS Holdings Deferred Tax | -282.40 | -282.40 | .00 | .00 | .00 |
| HTM/NMO Trans From AFS MVA P/L | .00 | .00 | .00 | .00 | .00 |
| LTD Amortization Redeemed | .00 | .00 | .00 | .00 | .00 |
| LTD Accretion Redeemed | .00 | .00 | .00 | .00 | .00 |
| LTD DI Accrued Redeemed | .00 | .00 | .00 | .00 | .00 |
| LTD BVI Redeemed | .00 | .00 | .00 | .00 | .00 |
| Original Cost Redeemed | 249,000.00 | 249,000.00 | .00 | .00 | .00 |
| Sales Profit/Loss | .00 | .00 | .00 | .00 | .00 |
| BOOK VALUE | Total | AFS | HFT | HTM | FVO |
| Beginning Balance | 2,568,629.03 | 1,582,000.00 | .00 | 986,629.03 | .00 |
| + Purchases | .00 | .00 | .00 | .00 | .00 |
| + Pay-up | .00 | .00 | .00 | .00 | .00 |
| + Discount Int | .00 | .00 | .00 | .00 | .00 |
| - Sales | .00 | .00 | .00 | .00 | .00 |
| - Paydowns | .00 | .00 | .00 | .00 | .00 |
| - Maturity/Call/Put | 249,000.00 | 249,000.00 | .00 | .00 | .00 |
| + Accretion | 27.02 | .00 | .00 | 27.02 | .00 |
| + Accret Payup/Pdwn | .00 | .00 | .00 | .00 | .00 |
| - Amortization | .00 | .00 | .00 | .00 | .00 |
| - Amort Payup/Pdwn | .00 | .00 | .00 | .00 | .00 |
| +/- Book Value Income | .00 | .00 | .00 | .00 | .00 |
| +/- BVI Payup/Pdwn | .00 | .00 | .00 | .00 | .00 |
| +/- Transferred Book | .00 | .00 | .00 | .00 | .00 |
| +/- Book Value Adj. | .00 | .00 | .00 | .00 | .00 |
| +/- Amort/Accrete Adj. | .00 | .00 | .00 | .00 | .00 |
| Ending Balance | 2,319,656.05 | 1,333,000.00 | .00 | 986,656.05 | .00 |

As of Date: 12/31/2019 Last: 11/30/2019

500 CERTIF OF DEPOSIT

| RECONCILING TOTALS | Total | AFS | HFT | HTM | FVO |
|------------------------------|--------------|--------------|-----|--------------|-----|
| Original Face | 2,321,000.00 | 1,333,000.00 | .00 | 988,000.00 | .00 |
| Par Value/Current Face | 2,321,000.00 | 1,333,000.00 | .00 | 988,000.00 | .00 |
| Principal Cost | 2,319,162.50 | 1,333,000.00 | .00 | 986,162.50 | .00 |
| Principal Receivable | .00 | .00 | .00 | .00 | .00 |
| Interest Accrued | 13,970.50 | 8,841.83 | .00 | 5,128.67 | .00 |
| Interest Accrued-Capital | .00 | .00 | .00 | .00 | .00 |
| Interest Cost Outstanding | .00 | .00 | .00 | .00 | .00 |
| Interest Accrued DI | .00 | .00 | .00 | .00 | .00 |
| Interest Receivable | .00 | .00 | .00 | .00 | .00 |
| Interest Receivable-Cap | .00 | .00 | .00 | .00 | .00 |
| Amortized LTD | .00 | .00 | .00 | .00 | .00 |
| Accreted LTD | 493.55 | .00 | .00 | 493.55 | .00 |
| Book Value Income LTD | .00 | .00 | .00 | .00 | .00 |
| Unaccrued Interest (DI) | .00 | .00 | .00 | .00 | .00 |
| Unamortized | .00 | .00 | .00 | .00 | .00 |
| Unaccreted | 1,343.95 | .00 | .00 | 1,343.95 | .00 |
| Net Book Value | 2,319,656.05 | 1,333,000.00 | .00 | 986,656.05 | .00 |
| Market Value | 2,354,006.42 | 1,351,413.72 | .00 | 1,002,592.70 | .00 |
| AFS MVA Profit/Loss LTD | 18,413.72 | 18,413.72 | .00 | .00 | .00 |
| AFS MVA P/L After Tax LTD | 14,546.84 | 14,546.84 | .00 | .00 | .00 |
| AFS MVA P/L Deferred Tax LTD | 3,866.88 | 3,866.88 | .00 | .00 | .00 |
| Interest Accrued YTD | 58,905.17 | 35,738.08 | .00 | 23,167.09 | .00 |
| Interest Received YTD | 61,965.76 | 39,816.83 | .00 | 22,148.93 | .00 |
| Interest Recvd-Cap YTD | .00 | .00 | .00 | .00 | .00 |
| Interest Shortfall YTD | .00 | .00 | .00 | .00 | .00 |
| Amortized YTD | 606.24 | 606.24 | .00 | .00 | .00 |
| Paydown Amort YTD | .00 | .00 | .00 | .00 | .00 |
| Total Amortization YTD | 606.24 | 606.24 | .00 | .00 | .00 |
| Accretion YTD | 347.35 | .00 | .00 | 347.35 | .00 |
| Paydown Accrete YTD | .00 | .00 | .00 | .00 | .00 |
| Total Accretion YTD | 347.35 | .00 | .00 | 347.35 | .00 |
| Principal Shortfall YTD | .00 | .00 | .00 | .00 | .00 |
| Book Value Income YTD | .00 | .00 | .00 | .00 | .00 |
| Profit/Loss on Sales MTD | .00 | .00 | .00 | .00 | .00 |
| Profit/Loss on Sales YTD | .00 | .00 | .00 | .00 | .00 |
| Profit/Loss on Calls MTD | .00 | .00 | .00 | .00 | .00 |
| Profit/Loss on Calls YTD | .00 | .00 | .00 | .00 | .00 |
| BVI Gain/Loss on Sales MTD | .00 | .00 | .00 | .00 | .00 |
| BVI Gain/Loss on Sales YTD | .00 | .00 | .00 | .00 | .00 |
| BVI Gain/Loss on Calls MTD | .00 | .00 | .00 | .00 | .00 |
| BVI Gain/Loss on Calls YTD | .00 | .00 | .00 | .00 | .00 |

As of Date: 12/31/2019 Last: 11/30/2019

500 CERTIF OF DEPOSIT

| DELATED PRINCIPAL RECEIVABLE | Total | AFS | HFT | HTM | FVO |
|------------------------------------|-----------|----------|-----|----------|-----|
| Beginning Balance | .00 | .00 | .00 | .00 | .00 |
| + New Delayed Payments | .00 | .00 | .00 | .00 | .00 |
| - Payments Received | .00 | .00 | .00 | .00 | .00 |
| +/- Transfers | .00 | .00 | .00 | .00 | .00 |
| Ending Balance | .00 | .00 | .00 | .00 | .00 |
| CURRENT INTEREST ACCRUAL | Total | AFS | HFT | HTM | FVO |
| Beginning Balance | 14,971.21 | 9,503.12 | .00 | 5,468.09 | .00 |
| + Accruals | 4,635.33 | 2,495.91 | .00 | 2,139.42 | .00 |
| + Accruals-Capital | .00 | .00 | .00 | .00 | .00 |
| + Interest Purchased | .00 | .00 | .00 | .00 | .00 |
| + Interest Purch-Cap | .00 | .00 | .00 | .00 | .00 |
| - Payments Due | 5,636.04 | 3,157.20 | .00 | 2,478.84 | .00 |
| - Payments Due-Cap | .00 | .00 | .00 | .00 | .00 |
| - Interest Sold | .00 | .00 | .00 | .00 | .00 |
| - Interest Sold-Cap | .00 | .00 | .00 | .00 | .00 |
| +/- Transfers | .00 | .00 | .00 | .00 | .00 |
| Ending Balance | 13,970.50 | 8,841.83 | .00 | 5,128.67 | .00 |
| DELATED INTEREST RECEIVABLE | Total | AFS | HFT | HTM | FVO |
| Beginning Balance | 1,127.68 | 660.56 | .00 | 467.12 | .00 |
| + New Delayed Payments | .00 | .00 | .00 | .00 | .00 |
| + New Delayed Pmts-Cap | .00 | .00 | .00 | .00 | .00 |
| - Payments Received | 1,127.68 | 660.56 | .00 | 467.12 | .00 |
| - Payments Rcvd-Cap | .00 | .00 | .00 | .00 | .00 |
| +/- Transfers | .00 | .00 | .00 | .00 | .00 |
| Ending Balance | .00 | .00 | .00 | .00 | .00 |
| HTM/NMO TRANSFERS FROM AFS | Total | AFS | HFT | HTM | FVO |
| Beginning Balance Unearned Mkt Adj | .00 | .00 | .00 | .00 | .00 |
| +/- Transfers Up/(Down) | .00 | .00 | .00 | .00 | .00 |
| +/- Sales/Mkt Adj | .00 | .00 | .00 | .00 | .00 |
| +/- MTD Write-Off Up/(Down) | .00 | .00 | .00 | .00 | .00 |
| Ending Balance | .00 | .00 | .00 | .00 | .00 |

As of Date: 12/31/2019 Last: 11/30/2019

*** Total

| PROJECTED MONTH-END | Total | AFS | HFT | HTM | FVO |
|----------------------------------|---------------|---------------|-----|--------------|-----|
| Interest Accrued | 65,654.10 | 60,319.61 | .00 | 5,334.49 | .00 |
| Interest Accrued-Capital | .00 | .00 | .00 | .00 | .00 |
| Interest Accrued DI | 1,023.76 | 1,023.76 | .00 | .00 | .00 |
| Interest Shortfall | .00 | .00 | .00 | .00 | .00 |
| Amortization | 5,363.45 | 5,066.54 | .00 | 296.91 | .00 |
| Accretion | 1,278.78 | 1,248.95 | .00 | 29.83 | .00 |
| Book Value Income | .00 | .00 | .00 | .00 | .00 |
| Paydown Accretion | 13.79 | 13.79 | .00 | .00 | .00 |
| Paydown Amortization | 8,892.12 | 8,817.55 | .00 | 74.57 | .00 |
| Principal Shortfall | .00 | .00 | .00 | .00 | .00 |
| MVA to AFS Holdings Profit/Loss | -35,301.57 | -35,301.57 | .00 | .00 | .00 |
| MVA to AFS Holdings After Tax | -27,888.23 | -27,888.23 | .00 | .00 | .00 |
| MVA to AFS Holdings Deferred Tax | -7,413.34 | -7,413.34 | .00 | .00 | .00 |
| HTM/NMO Trans From AFS MVA P/L | .00 | .00 | .00 | .00 | .00 |
| LTD Amortization Redeemed | 16,026.39 | 15,936.09 | .00 | 90.30 | .00 |
| LTD Accretion Redeemed | 21.03 | 21.03 | .00 | .00 | .00 |
| LTD DI Accrued Redeemed | .00 | .00 | .00 | .00 | .00 |
| LTD BVI Redeemed | .00 | .00 | .00 | .00 | .00 |
| Original Cost Redeemed | 1,290,148.15 | 1,288,892.68 | .00 | 1,255.47 | .00 |
| Sales Profit/Loss | .00 | .00 | .00 | .00 | .00 |
| | | | | | |
| BOOK VALUE | Total | AFS | HFT | HTM | FVO |
| Beginning Balance | 27,662,120.73 | 25,081,496.35 | .00 | 2,580,624.38 | .00 |
| + Purchases | 4,901,474.68 | 4,901,474.68 | .00 | .00 | .00 |
| + Pay-up | .00 | .00 | .00 | .00 | .00 |
| + Discount Int | 1,023.76 | 1,023.76 | .00 | .00 | .00 |
| - Sales | .00 | .00 | .00 | .00 | .00 |
| - Paydowns | 1,025,142.79 | 1,023,977.62 | .00 | 1,165.17 | .00 |
| - Maturity/Call/Put | 249,000.00 | 249,000.00 | .00 | .00 | .00 |
| + Accretion | 1,278.78 | 1,248.95 | .00 | 29.83 | .00 |
| + Accret Payup/Pdwn | 13.79 | 13.79 | .00 | .00 | .00 |
| - Amortization | 5,363.45 | 5,066.54 | .00 | 296.91 | .00 |
| - Amort Payup/Pdwn | 8,892.12 | 8,817.55 | .00 | 74.57 | .00 |
| +/- Book Value Income | .00 | .00 | .00 | .00 | .00 |
| +/- BVI Payup/Pdwn | .00 | .00 | .00 | .00 | .00 |
| +/- Transferred Book | .00 | .00 | .00 | .00 | .00 |
| +/- Book Value Adj. | .00 | .00 | .00 | .00 | .00 |
| +/- Amort/Accrete Adj. | .00 | .00 | .00 | .00 | .00 |
| Ending Balance | 31,277,513.38 | 28,698,395.82 | .00 | 2,579,117.56 | .00 |

As of Date: 12/31/2019 Last: 11/30/2019

*** Total

| RECONCILING TOTALS | Total | AFS | HFT | HTM | FVO |
|------------------------------|---------------|---------------|-----|--------------|-----|
| Original Face | 80,970,153.00 | 77,817,153.00 | .00 | 3,153,000.00 | .00 |
| Par Value/Current Face | 31,106,324.09 | 28,542,030.33 | .00 | 2,564,293.76 | .00 |
| Principal Cost | 31,356,531.81 | 28,763,176.93 | .00 | 2,593,354.88 | .00 |
| Principal Receivable | 26,695.14 | 26,695.14 | .00 | .00 | .00 |
| Interest Accrued | 126,037.90 | 111,857.50 | .00 | 14,180.40 | .00 |
| Interest Accrued-Capital | .00 | .00 | .00 | .00 | .00 |
| Interest Cost Outstanding | 13,916.53 | 13,916.53 | .00 | .00 | .00 |
| Interest Accrued DI | 86,538.76 | 86,538.76 | .00 | .00 | .00 |
| Interest Receivable | 2,702.55 | 2,702.55 | .00 | .00 | .00 |
| Interest Receivable-Cap | .00 | .00 | .00 | .00 | .00 |
| Amortized LTD | 209,112.18 | 194,288.13 | .00 | 14,824.05 | .00 |
| Accreted LTD | 43,554.99 | 42,968.26 | .00 | 586.73 | .00 |
| Book Value Income LTD | .00 | .00 | .00 | .00 | .00 |
| Unaccrued Interest (DI) | 115,429.64 | 115,429.64 | .00 | .00 | .00 |
| Unamortized | 368,669.86 | 352,314.64 | .00 | 16,355.22 | .00 |
| Unaccreted | 82,050.93 | 80,519.51 | .00 | 1,531.42 | .00 |
| Net Book Value | 31,277,513.38 | 28,698,395.82 | .00 | 2,579,117.56 | .00 |
| Market Value | 31,503,715.44 | 28,905,070.54 | .00 | 2,598,644.90 | .00 |
| AFS MVA Profit/Loss LTD | 206,674.72 | 206,674.72 | .00 | .00 | .00 |
| AFS MVA P/L After Tax LTD | 163,273.01 | 163,273.01 | .00 | .00 | .00 |
| AFS MVA P/L Deferred Tax LTD | 43,401.71 | 43,401.71 | .00 | .00 | .00 |
| Interest Accrued YTD | 834,613.03 | 772,118.99 | .00 | 62,494.04 | .00 |
| Interest Received YTD | 847,436.45 | 785,837.07 | .00 | 61,599.38 | .00 |
| Interest Recvd-Cap YTD | .00 | .00 | .00 | .00 | .00 |
| Interest Shortfall YTD | 3,173.70 | 3,173.70 | .00 | .00 | .00 |
| Amortized YTD | 66,211.95 | 62,616.36 | .00 | 3,595.59 | .00 |
| Paydown Amort YTD | 64,358.81 | 60,986.00 | .00 | 3,372.81 | .00 |
| Total Amortization YTD | 130,570.76 | 123,602.36 | .00 | 6,968.40 | .00 |
| Accretion YTD | 19,908.60 | 19,527.94 | .00 | 380.66 | .00 |
| Paydown Accrete YTD | 6,370.57 | 6,370.57 | .00 | .00 | .00 |
| Total Accretion YTD | 26,279.17 | 25,898.51 | .00 | 380.66 | .00 |
| Principal Shortfall YTD | .00 | .00 | .00 | .00 | .00 |
| Book Value Income YTD | .00 | .00 | .00 | .00 | .00 |
| Profit/Loss on Sales MTD | .00 | .00 | .00 | .00 | .00 |
| Profit/Loss on Sales YTD | 3,847.61 | 3,847.61 | .00 | .00 | .00 |
| Profit/Loss on Calls MTD | .00 | .00 | .00 | .00 | .00 |
| Profit/Loss on Calls YTD | .00 | .00 | .00 | .00 | .00 |
| BVI Gain/Loss on Sales MTD | .00 | .00 | .00 | .00 | .00 |
| BVI Gain/Loss on Sales YTD | .00 | .00 | .00 | .00 | .00 |
| BVI Gain/Loss on Calls MTD | .00 | .00 | .00 | .00 | .00 |
| BVI Gain/Loss on Calls YTD | .00 | .00 | .00 | .00 | .00 |

As of Date: 12/31/2019 Last: 11/30/2019

*** Total

| ----- | Total | AFS | HFT | HTM | FVO |
|------------------------------------|------------|------------|-----|-----------|-----|
| DELAYED PRINCIPAL RECEIVABLE | | | | | |
| Beginning Balance | 1,481.07 | 1,481.07 | .00 | .00 | .00 |
| + New Delayed Payments | 26,695.14 | 26,695.14 | .00 | .00 | .00 |
| - Payments Received | 1,481.07 | 1,481.07 | .00 | .00 | .00 |
| +/- Transfers | .00 | .00 | .00 | .00 | .00 |
| Ending Balance | 26,695.14 | 26,695.14 | .00 | .00 | .00 |
| CURRENT INTEREST ACCRUAL | | | | | |
| Beginning Balance | 114,703.70 | 99,627.40 | .00 | 15,076.30 | .00 |
| + Accruals | 65,654.10 | 60,319.61 | .00 | 5,334.49 | .00 |
| + Accruals-Capital | .00 | .00 | .00 | .00 | .00 |
| + Interest Purchased | 19,181.48 | 19,181.48 | .00 | .00 | .00 |
| + Interest Purch-Cap | .00 | .00 | .00 | .00 | .00 |
| - Payments Due | 73,501.38 | 67,270.99 | .00 | 6,230.39 | .00 |
| - Payments Due-Cap | .00 | .00 | .00 | .00 | .00 |
| - Interest Sold | .00 | .00 | .00 | .00 | .00 |
| - Interest Sold-Cap | .00 | .00 | .00 | .00 | .00 |
| +/- Transfers | .00 | .00 | .00 | .00 | .00 |
| Ending Balance | 126,037.90 | 111,857.50 | .00 | 14,180.40 | .00 |
| DELAYED INTEREST RECEIVABLE | | | | | |
| Beginning Balance | 3,835.57 | 3,368.45 | .00 | 467.12 | .00 |
| + New Delayed Payments | 2,702.55 | 2,702.55 | .00 | .00 | .00 |
| + New Delayed Pmts-Cap | .00 | .00 | .00 | .00 | .00 |
| - Payments Received | 3,835.57 | 3,368.45 | .00 | 467.12 | .00 |
| - Payments Rcvd-Cap | .00 | .00 | .00 | .00 | .00 |
| +/- Transfers | .00 | .00 | .00 | .00 | .00 |
| Ending Balance | 2,702.55 | 2,702.55 | .00 | .00 | .00 |
| HTM/NMO TRANSFERS FROM AFS | | | | | |
| Beginning Balance Unearned Mkt Adj | .00 | .00 | .00 | .00 | .00 |
| +/- Transfers Up/(Down) | .00 | .00 | .00 | .00 | .00 |
| +/- Sales/Mkt Adj | .00 | .00 | .00 | .00 | .00 |
| +/- MTD Write-Off Up/(Down) | .00 | .00 | .00 | .00 | .00 |
| Ending Balance | .00 | .00 | .00 | .00 | .00 |

As of Date: 12/31/2019 Last: 11/30/2019
 Baseline Date: December 23, 2019
 100 GOVT TREASURIES

| Supplemental Entries | Total | AFS | HFT | HTM | FVO |
|----------------------------------|--------------|--------------|------------|------------|------------|
| Interest Accrued | 2,099.56 | 2,099.56 | .00 | .00 | .00 |
| Interest Accrued-Capital | .00 | .00 | .00 | .00 | .00 |
| Interest Accrued DI | .00 | .00 | .00 | .00 | .00 |
| Interest Shortfall | .00 | .00 | .00 | .00 | .00 |
| Amortization | 343.87 | 343.87 | .00 | .00 | .00 |
| Accretion | .00 | .00 | .00 | .00 | .00 |
| Book Value Income | .00 | .00 | .00 | .00 | .00 |
| Paydown Accretion | .00 | .00 | .00 | .00 | .00 |
| Paydown Amortization | .00 | .00 | .00 | .00 | .00 |
| Principal Shortfall | .00 | .00 | .00 | .00 | .00 |
| MVA to AFS Holdings Profit/Loss | 749.96 | 749.96 | .00 | .00 | .00 |
| MVA to AFS Holdings After Tax | 592.47 | 592.47 | .00 | .00 | .00 |
| MVA to AFS Holdings Deferred Tax | 157.49 | 157.49 | .00 | .00 | .00 |
| HTM/NMO Trans From AFS MVA P/L | .00 | .00 | .00 | .00 | .00 |
| LTD Amortization Redeemed | .00 | .00 | .00 | .00 | .00 |
| LTD Accretion Redeemed | .00 | .00 | .00 | .00 | .00 |
| LTD DI Accrued Redeemed | .00 | .00 | .00 | .00 | .00 |
| LTD BVI Redeemed | .00 | .00 | .00 | .00 | .00 |
| Original Cost Redeemed | .00 | .00 | .00 | .00 | .00 |
| Sales Profit/Loss | .00 | .00 | .00 | .00 | .00 |
| BOOK VALUE | Total | AFS | HFT | HTM | FVO |
| Beginning Balance | .00 | .00 | .00 | .00 | .00 |
| + Purchases | 1,511,250.00 | 1,511,250.00 | .00 | .00 | .00 |
| + Pay-up | .00 | .00 | .00 | .00 | .00 |
| + Discount Int | .00 | .00 | .00 | .00 | .00 |
| - Sales | .00 | .00 | .00 | .00 | .00 |
| - Paydowns | .00 | .00 | .00 | .00 | .00 |
| - Maturity/Call/Put | .00 | .00 | .00 | .00 | .00 |
| + Accretion | .00 | .00 | .00 | .00 | .00 |
| + Accret Payup/Pdwn | .00 | .00 | .00 | .00 | .00 |
| - Amortization | 343.87 | 343.87 | .00 | .00 | .00 |
| - Amort Payup/Pdwn | .00 | .00 | .00 | .00 | .00 |
| +/- Book Value Income | .00 | .00 | .00 | .00 | .00 |
| +/- BVI Payup/Pdwn | .00 | .00 | .00 | .00 | .00 |
| +/- Transferred Book | .00 | .00 | .00 | .00 | .00 |
| +/- Book Value Adj. | .00 | .00 | .00 | .00 | .00 |
| +/- Amort/Accrete Adj. | .00 | .00 | .00 | .00 | .00 |
| Ending Balance | 1,510,906.13 | 1,510,906.13 | .00 | .00 | .00 |

As of Date: 12/31/2019 Last: 11/30/2019
 Baseline Date: December 23, 2019
 100 GOVT TREASURIES

| RECONCILING TOTALS | Total | AFS | HFT | HTM | FVO |
|------------------------------|--------------|--------------|-----|-----|-----|
| Original Face | 1,500,000.00 | 1,500,000.00 | .00 | .00 | .00 |
| Par Value/Current Face | 1,500,000.00 | 1,500,000.00 | .00 | .00 | .00 |
| Principal Cost | 1,511,250.00 | 1,511,250.00 | .00 | .00 | .00 |
| Principal Receivable | .00 | .00 | .00 | .00 | .00 |
| Interest Accrued | 9,514.64 | 9,514.64 | .00 | .00 | .00 |
| Interest Accrued-Capital | .00 | .00 | .00 | .00 | .00 |
| Interest Cost Outstanding | 8,400.13 | 8,400.13 | .00 | .00 | .00 |
| Interest Accrued DI | .00 | .00 | .00 | .00 | .00 |
| Interest Receivable | .00 | .00 | .00 | .00 | .00 |
| Interest Receivable-Cap | .00 | .00 | .00 | .00 | .00 |
| Amortized LTD | 343.87 | 343.87 | .00 | .00 | .00 |
| Accreted LTD | .00 | .00 | .00 | .00 | .00 |
| Book Value Income LTD | .00 | .00 | .00 | .00 | .00 |
| Unaccrued Interest (DI) | .00 | .00 | .00 | .00 | .00 |
| Unamortized | 10,906.13 | 10,906.13 | .00 | .00 | .00 |
| Unaccreted | .00 | .00 | .00 | .00 | .00 |
| Net Book Value | 1,510,906.13 | 1,510,906.13 | .00 | .00 | .00 |
| Market Value | 1,511,656.09 | 1,511,656.09 | .00 | .00 | .00 |
| AFS MVA Profit/Loss LTD | 749.96 | 749.96 | .00 | .00 | .00 |
| AFS MVA P/L After Tax LTD | 592.47 | 592.47 | .00 | .00 | .00 |
| AFS MVA P/L Deferred Tax LTD | 157.49 | 157.49 | .00 | .00 | .00 |
| Interest Accrued YTD | 12,271.07 | 12,271.07 | .00 | .00 | .00 |
| Interest Received YTD | 12,812.50 | 12,812.50 | .00 | .00 | .00 |
| Interest Recvd-Cap YTD | .00 | .00 | .00 | .00 | .00 |
| Interest Shortfall YTD | .00 | .00 | .00 | .00 | .00 |
| Amortized YTD | 343.87 | 343.87 | .00 | .00 | .00 |
| Paydown Amort YTD | .00 | .00 | .00 | .00 | .00 |
| Total Amortization YTD | 343.87 | 343.87 | .00 | .00 | .00 |
| Accretion YTD | 3,745.06 | 3,745.06 | .00 | .00 | .00 |
| Paydown Accrete YTD | .00 | .00 | .00 | .00 | .00 |
| Total Accretion YTD | 3,745.06 | 3,745.06 | .00 | .00 | .00 |
| Principal Shortfall YTD | .00 | .00 | .00 | .00 | .00 |
| Book Value Income YTD | .00 | .00 | .00 | .00 | .00 |
| Profit/Loss on Sales MTD | .00 | .00 | .00 | .00 | .00 |
| Profit/Loss on Sales YTD | .00 | .00 | .00 | .00 | .00 |
| Profit/Loss on Calls MTD | .00 | .00 | .00 | .00 | .00 |
| Profit/Loss on Calls YTD | .00 | .00 | .00 | .00 | .00 |
| BVI Gain/Loss on Sales MTD | .00 | .00 | .00 | .00 | .00 |
| BVI Gain/Loss on Sales YTD | .00 | .00 | .00 | .00 | .00 |
| BVI Gain/Loss on Calls MTD | .00 | .00 | .00 | .00 | .00 |
| BVI Gain/Loss on Calls YTD | .00 | .00 | .00 | .00 | .00 |

As of Date: 12/31/2019 Last: 11/30/2019

Baseline Date: December 23, 2019

100 GOVT TREASURIES

| ----- | Total | AFS | HFT | HTM | FVO |
|------------------------------------|-----------|-----------|-----|-----|-----|
| DELAYED PRINCIPAL RECEIVABLE | | | | | |
| Beginning Balance | .00 | .00 | .00 | .00 | .00 |
| + New Delayed Payments | .00 | .00 | .00 | .00 | .00 |
| - Payments Received | .00 | .00 | .00 | .00 | .00 |
| +/- Transfers | .00 | .00 | .00 | .00 | .00 |
| Ending Balance | .00 | .00 | .00 | .00 | .00 |
| CURRENT INTEREST ACCRUAL | Total | AFS | HFT | HTM | FVO |
| Beginning Balance | .00 | .00 | .00 | .00 | .00 |
| + Accruals | 2,099.56 | 2,099.56 | .00 | .00 | .00 |
| + Accruals-Capital | .00 | .00 | .00 | .00 | .00 |
| + Interest Purchased | 13,665.08 | 13,665.08 | .00 | .00 | .00 |
| + Interest Purch-Cap | .00 | .00 | .00 | .00 | .00 |
| - Payments Due | 6,250.00 | 6,250.00 | .00 | .00 | .00 |
| - Payments Due-Cap | .00 | .00 | .00 | .00 | .00 |
| - Interest Sold | .00 | .00 | .00 | .00 | .00 |
| - Interest Sold-Cap | .00 | .00 | .00 | .00 | .00 |
| +/- Transfers | .00 | .00 | .00 | .00 | .00 |
| Ending Balance | 9,514.64 | 9,514.64 | .00 | .00 | .00 |
| DELAYED INTEREST RECEIVABLE | Total | AFS | HFT | HTM | FVO |
| Beginning Balance | .00 | .00 | .00 | .00 | .00 |
| + New Delayed Payments | .00 | .00 | .00 | .00 | .00 |
| + New Delayed Pmts-Cap | .00 | .00 | .00 | .00 | .00 |
| - Payments Received | .00 | .00 | .00 | .00 | .00 |
| - Payments Rcvd-Cap | .00 | .00 | .00 | .00 | .00 |
| +/- Transfers | .00 | .00 | .00 | .00 | .00 |
| Ending Balance | .00 | .00 | .00 | .00 | .00 |
| HTM/NMO TRANSFERS FROM AFS | Total | AFS | HFT | HTM | FVO |
| Beginning Balance Unearned Mkt Adj | .00 | .00 | .00 | .00 | .00 |
| +/- Transfers Up/(Down) | .00 | .00 | .00 | .00 | .00 |
| +/- Sales/Mkt Adj | .00 | .00 | .00 | .00 | .00 |
| +/- MTD Write-Off Up/(Down) | .00 | .00 | .00 | .00 | .00 |
| Ending Balance | .00 | .00 | .00 | .00 | .00 |

As of Date: 12/31/2019 Last: 11/30/2019

Baseline Date: December 23, 2019

200 GOVT ABS/MBS

| Supplemental Entries | Total | AFS | HFT | HTM | FVO |
|----------------------------------|--------------|--------------|------------|------------|------------|
| Interest Accrued | 2,403.93 | 2,403.93 | .00 | .00 | .00 |
| Interest Accrued-Capital | .00 | .00 | .00 | .00 | .00 |
| Interest Accrued DI | .00 | .00 | .00 | .00 | .00 |
| Interest Shortfall | .00 | .00 | .00 | .00 | .00 |
| Amortization | 308.66 | 308.66 | .00 | .00 | .00 |
| Accretion | .00 | .00 | .00 | .00 | .00 |
| Book Value Income | .00 | .00 | .00 | .00 | .00 |
| Paydown Accretion | .00 | .00 | .00 | .00 | .00 |
| Paydown Amortization | .00 | .00 | .00 | .00 | .00 |
| Principal Shortfall | .00 | .00 | .00 | .00 | .00 |
| MVA to AFS Holdings Profit/Loss | -4,505.91 | -4,505.91 | .00 | .00 | .00 |
| MVA to AFS Holdings After Tax | -3,559.67 | -3,559.67 | .00 | .00 | .00 |
| MVA to AFS Holdings Deferred Tax | -946.24 | -946.24 | .00 | .00 | .00 |
| HTM/NMO Trans From AFS MVA P/L | .00 | .00 | .00 | .00 | .00 |
| LTD Amortization Redeemed | .00 | .00 | .00 | .00 | .00 |
| LTD Accretion Redeemed | .00 | .00 | .00 | .00 | .00 |
| LTD DI Accrued Redeemed | .00 | .00 | .00 | .00 | .00 |
| LTD BVI Redeemed | .00 | .00 | .00 | .00 | .00 |
| Original Cost Redeemed | .00 | .00 | .00 | .00 | .00 |
| Sales Profit/Loss | .00 | .00 | .00 | .00 | .00 |
| BOOK VALUE | Total | AFS | HFT | HTM | FVO |
| Beginning Balance | 2,420,926.56 | 2,249,368.61 | .00 | 171,557.95 | .00 |
| + Purchases | 3,390,224.68 | 3,390,224.68 | .00 | .00 | .00 |
| + Pay-up | .00 | .00 | .00 | .00 | .00 |
| + Discount Int | .00 | .00 | .00 | .00 | .00 |
| - Sales | .00 | .00 | .00 | .00 | .00 |
| - Paydowns | .00 | .00 | .00 | .00 | .00 |
| - Maturity/Call/Put | .00 | .00 | .00 | .00 | .00 |
| + Accretion | .00 | .00 | .00 | .00 | .00 |
| + Accret Payup/Pdwn | .00 | .00 | .00 | .00 | .00 |
| - Amortization | 308.66 | 308.66 | .00 | .00 | .00 |
| - Amort Payup/Pdwn | .00 | .00 | .00 | .00 | .00 |
| +/- Book Value Income | .00 | .00 | .00 | .00 | .00 |
| +/- BVI Payup/Pdwn | .00 | .00 | .00 | .00 | .00 |
| +/- Transferred Book | .00 | .00 | .00 | .00 | .00 |
| +/- Book Value Adj. | .00 | .00 | .00 | .00 | .00 |
| +/- Amort/Accrete Adj. | .00 | .00 | .00 | .00 | .00 |
| Ending Balance | 5,810,842.58 | 5,639,284.63 | .00 | 171,557.95 | .00 |

As of Date: 12/31/2019 Last: 11/30/2019

Baseline Date: December 23, 2019

200 GOVT ABS/MBS

| RECONCILING TOTALS | Total | AFS | HFT | HTM | FVO |
|------------------------------|---------------|---------------|-----|------------|-----|
| Original Face | 38,800,000.00 | 38,050,000.00 | .00 | 750,000.00 | .00 |
| Par Value/Current Face | 5,663,316.23 | 5,502,022.47 | .00 | 161,293.76 | .00 |
| Principal Cost | 5,848,064.24 | 5,674,270.21 | .00 | 173,794.03 | .00 |
| Principal Receivable | .00 | .00 | .00 | .00 | .00 |
| Interest Accrued | 14,359.22 | 13,752.49 | .00 | 606.73 | .00 |
| Interest Accrued-Capital | .00 | .00 | .00 | .00 | .00 |
| Interest Cost Outstanding | 5,516.40 | 5,516.40 | .00 | .00 | .00 |
| Interest Accrued DI | .00 | .00 | .00 | .00 | .00 |
| Interest Receivable | .00 | .00 | .00 | .00 | .00 |
| Interest Receivable-Cap | .00 | .00 | .00 | .00 | .00 |
| Amortized LTD | 37,221.66 | 34,985.58 | .00 | 2,236.08 | .00 |
| Accreted LTD | .00 | .00 | .00 | .00 | .00 |
| Book Value Income LTD | .00 | .00 | .00 | .00 | .00 |
| Unaccrued Interest (DI) | .00 | .00 | .00 | .00 | .00 |
| Unamortized | 147,526.35 | 137,262.16 | .00 | 10,264.19 | .00 |
| Unaccreted | .00 | .00 | .00 | .00 | .00 |
| Net Book Value | 5,810,842.58 | 5,639,284.63 | .00 | 171,557.95 | .00 |
| Market Value | 5,796,297.88 | 5,626,579.93 | .00 | 169,717.95 | .00 |
| AFS MVA Profit/Loss LTD | -12,704.70 | -12,704.70 | .00 | .00 | .00 |
| AFS MVA P/L After Tax LTD | -10,036.72 | -10,036.72 | .00 | .00 | .00 |
| AFS MVA P/L Deferred Tax LTD | -2,667.98 | -2,667.98 | .00 | .00 | .00 |
| Interest Accrued YTD | 107,244.83 | 98,977.88 | .00 | 8,266.95 | .00 |
| Interest Received YTD | 108,077.75 | 99,687.30 | .00 | 8,390.45 | .00 |
| Interest Recvd-Cap YTD | .00 | .00 | .00 | .00 | .00 |
| Interest Shortfall YTD | .00 | .00 | .00 | .00 | .00 |
| Amortized YTD | 15,243.90 | 14,942.33 | .00 | 301.57 | .00 |
| Paydown Amort YTD | 18,346.61 | 14,973.80 | .00 | 3,372.81 | .00 |
| Total Amortization YTD | 33,590.51 | 29,916.13 | .00 | 3,674.38 | .00 |
| Accretion YTD | .00 | .00 | .00 | .00 | .00 |
| Paydown Accrete YTD | .00 | .00 | .00 | .00 | .00 |
| Total Accretion YTD | .00 | .00 | .00 | .00 | .00 |
| Principal Shortfall YTD | .00 | .00 | .00 | .00 | .00 |
| Book Value Income YTD | .00 | .00 | .00 | .00 | .00 |
| Profit/Loss on Sales MTD | .00 | .00 | .00 | .00 | .00 |
| Profit/Loss on Sales YTD | .00 | .00 | .00 | .00 | .00 |
| Profit/Loss on Calls MTD | .00 | .00 | .00 | .00 | .00 |
| Profit/Loss on Calls YTD | .00 | .00 | .00 | .00 | .00 |
| BVI Gain/Loss on Sales MTD | .00 | .00 | .00 | .00 | .00 |
| BVI Gain/Loss on Sales YTD | .00 | .00 | .00 | .00 | .00 |
| BVI Gain/Loss on Calls MTD | .00 | .00 | .00 | .00 | .00 |
| BVI Gain/Loss on Calls YTD | .00 | .00 | .00 | .00 | .00 |

As of Date: 12/31/2019 Last: 11/30/2019
 Baseline Date: December 23, 2019
 200 GOVT ABS/MBS

| ----- | | | | | | |
|------------------------------------|-----------|-----------|-----|--------|-----|-----|
| DELAYED PRINCIPAL RECEIVABLE | Total | AFS | HFT | HTM | FVO | |
| Beginning Balance | .00 | .00 | .00 | .00 | .00 | .00 |
| + New Delayed Payments | .00 | .00 | .00 | .00 | .00 | .00 |
| - Payments Received | .00 | .00 | .00 | .00 | .00 | .00 |
| +/- Transfers | .00 | .00 | .00 | .00 | .00 | .00 |
| Ending Balance | .00 | .00 | .00 | .00 | .00 | .00 |
| ----- | | | | | | |
| CURRENT INTEREST ACCRUAL | Total | AFS | HFT | HTM | FVO | |
| Beginning Balance | 6,438.89 | 5,832.16 | .00 | 606.73 | .00 | .00 |
| + Accruals | 2,403.93 | 2,403.93 | .00 | .00 | .00 | .00 |
| + Accruals-Capital | .00 | .00 | .00 | .00 | .00 | .00 |
| + Interest Purchased | 5,516.40 | 5,516.40 | .00 | .00 | .00 | .00 |
| + Interest Purch-Cap | .00 | .00 | .00 | .00 | .00 | .00 |
| - Payments Due | .00 | .00 | .00 | .00 | .00 | .00 |
| - Payments Due-Cap | .00 | .00 | .00 | .00 | .00 | .00 |
| - Interest Sold | .00 | .00 | .00 | .00 | .00 | .00 |
| - Interest Sold-Cap | .00 | .00 | .00 | .00 | .00 | .00 |
| +/- Transfers | .00 | .00 | .00 | .00 | .00 | .00 |
| Ending Balance | 14,359.22 | 13,752.49 | .00 | 606.73 | .00 | .00 |
| ----- | | | | | | |
| DELAYED INTEREST RECEIVABLE | Total | AFS | HFT | HTM | FVO | |
| Beginning Balance | .00 | .00 | .00 | .00 | .00 | .00 |
| + New Delayed Payments | .00 | .00 | .00 | .00 | .00 | .00 |
| + New Delayed Pmts-Cap | .00 | .00 | .00 | .00 | .00 | .00 |
| - Payments Received | .00 | .00 | .00 | .00 | .00 | .00 |
| - Payments Rcvd-Cap | .00 | .00 | .00 | .00 | .00 | .00 |
| +/- Transfers | .00 | .00 | .00 | .00 | .00 | .00 |
| Ending Balance | .00 | .00 | .00 | .00 | .00 | .00 |
| ----- | | | | | | |
| HTM/NMO TRANSFERS FROM AFS | Total | AFS | HFT | HTM | FVO | |
| Beginning Balance Unearned Mkt Adj | .00 | .00 | .00 | .00 | .00 | .00 |
| +/- Transfers Up/(Down) | .00 | .00 | .00 | .00 | .00 | .00 |
| +/- Sales/Mkt Adj | .00 | .00 | .00 | .00 | .00 | .00 |
| +/- MTD Write-Off Up/(Down) | .00 | .00 | .00 | .00 | .00 | .00 |
| Ending Balance | .00 | .00 | .00 | .00 | .00 | .00 |

As of Date: 12/31/2019 Last: 11/30/2019
 Baseline Date: December 23, 2019
 220 GOVT CMO/REMIC

| Supplemental Entries | Total | AFS | HFT | HTM | FVO |
|----------------------------------|---------------|---------------|------------|------------|------------|
| Interest Accrued | 49.89 | 49.89 | .00 | .00 | .00 |
| Interest Accrued-Capital | .00 | .00 | .00 | .00 | .00 |
| Interest Accrued DI | .00 | .00 | .00 | .00 | .00 |
| Interest Shortfall | .00 | .00 | .00 | .00 | .00 |
| Amortization | -3.67 | -3.67 | .00 | .00 | .00 |
| Accretion | -.24 | -.24 | .00 | .00 | .00 |
| Book Value Income | .00 | .00 | .00 | .00 | .00 |
| Paydown Accretion | 11.94 | 11.94 | .00 | .00 | .00 |
| Paydown Amortization | 90.21 | 90.21 | .00 | .00 | .00 |
| Principal Shortfall | .00 | .00 | .00 | .00 | .00 |
| MVA to AFS Holdings Profit/Loss | -20,522.17 | -20,522.17 | .00 | .00 | .00 |
| MVA to AFS Holdings After Tax | -16,212.51 | -16,212.51 | .00 | .00 | .00 |
| MVA to AFS Holdings Deferred Tax | -4,309.66 | -4,309.66 | .00 | .00 | .00 |
| HTM/NMO Trans From AFS MVA P/L | .00 | .00 | .00 | .00 | .00 |
| LTD Amortization Redeemed | 180.40 | 180.40 | .00 | .00 | .00 |
| LTD Accretion Redeemed | 17.61 | 17.61 | .00 | .00 | .00 |
| LTD DI Accrued Redeemed | .00 | .00 | .00 | .00 | .00 |
| LTD BVI Redeemed | .00 | .00 | .00 | .00 | .00 |
| Original Cost Redeemed | 12,468.21 | 12,468.21 | .00 | .00 | .00 |
| Sales Profit/Loss | .00 | .00 | .00 | .00 | .00 |
| BOOK VALUE | Total | AFS | HFT | HTM | FVO |
| Beginning Balance | 10,011,855.30 | 10,011,855.30 | .00 | .00 | .00 |
| + Purchases | .00 | .00 | .00 | .00 | .00 |
| + Pay-up | .00 | .00 | .00 | .00 | .00 |
| + Discount Int | .00 | .00 | .00 | .00 | .00 |
| - Sales | .00 | .00 | .00 | .00 | .00 |
| - Paydowns | 12,305.42 | 12,305.42 | .00 | .00 | .00 |
| - Maturity/Call/Put | .00 | .00 | .00 | .00 | .00 |
| + Accretion | -.24 | -.24 | .00 | .00 | .00 |
| + Accret Payup/Pdwn | 11.94 | 11.94 | .00 | .00 | .00 |
| - Amortization | -3.67 | -3.67 | .00 | .00 | .00 |
| - Amort Payup/Pdwn | 90.21 | 90.21 | .00 | .00 | .00 |
| +/- Book Value Income | .00 | .00 | .00 | .00 | .00 |
| +/- BVI Payup/Pdwn | .00 | .00 | .00 | .00 | .00 |
| +/- Transferred Book | .00 | .00 | .00 | .00 | .00 |
| +/- Book Value Adj. | .00 | .00 | .00 | .00 | .00 |
| +/- Amort/Accrete Adj. | .00 | .00 | .00 | .00 | .00 |
| Ending Balance | 9,999,475.04 | 9,999,475.04 | .00 | .00 | .00 |

As of Date: 12/31/2019 Last: 11/30/2019
 Baseline Date: December 23, 2019
 220 GOVT CMO/REMIC

| RECONCILING TOTALS | Total | AFS | HFT | HTM | FVO |
|------------------------------|---------------|---------------|-----|-----|-----|
| Original Face | 24,939,153.00 | 24,939,153.00 | .00 | .00 | .00 |
| Par Value/Current Face | 9,919,182.67 | 9,919,182.67 | .00 | .00 | .00 |
| Principal Cost | 10,051,748.47 | 10,051,748.47 | .00 | .00 | .00 |
| Principal Receivable | .00 | .00 | .00 | .00 | .00 |
| Interest Accrued | 20,986.72 | 20,986.72 | .00 | .00 | .00 |
| Interest Accrued-Capital | .00 | .00 | .00 | .00 | .00 |
| Interest Cost Outstanding | .00 | .00 | .00 | .00 | .00 |
| Interest Accrued DI | .00 | .00 | .00 | .00 | .00 |
| Interest Receivable | .00 | .00 | .00 | .00 | .00 |
| Interest Receivable-Cap | .00 | .00 | .00 | .00 | .00 |
| Amortized LTD | 53,730.02 | 53,730.02 | .00 | .00 | .00 |
| Accreted LTD | 1,456.59 | 1,456.59 | .00 | .00 | .00 |
| Book Value Income LTD | .00 | .00 | .00 | .00 | .00 |
| Unaccrued Interest (DI) | .00 | .00 | .00 | .00 | .00 |
| Unamortized | 83,121.25 | 83,121.25 | .00 | .00 | .00 |
| Unaccrued | 2,828.88 | 2,828.88 | .00 | .00 | .00 |
| Net Book Value | 9,999,475.04 | 9,999,475.04 | .00 | .00 | .00 |
| Market Value | 10,030,678.61 | 10,030,678.61 | .00 | .00 | .00 |
| AFS MVA Profit/Loss LTD | 31,203.57 | 31,203.57 | .00 | .00 | .00 |
| AFS MVA P/L After Tax LTD | 24,650.82 | 24,650.82 | .00 | .00 | .00 |
| AFS MVA P/L Deferred Tax LTD | 6,552.75 | 6,552.75 | .00 | .00 | .00 |
| Interest Accrued YTD | 247,921.44 | 247,921.44 | .00 | .00 | .00 |
| Interest Received YTD | 253,670.20 | 253,670.20 | .00 | .00 | .00 |
| Interest Recvd-Cap YTD | .00 | .00 | .00 | .00 | .00 |
| Interest Shortfall YTD | 3,173.70 | 3,173.70 | .00 | .00 | .00 |
| Amortized YTD | 23,796.25 | 23,796.25 | .00 | .00 | .00 |
| Paydown Amort YTD | 8,409.75 | 8,409.75 | .00 | .00 | .00 |
| Total Amortization YTD | 32,206.00 | 32,206.00 | .00 | .00 | .00 |
| Accretion YTD | 1,382.88 | 1,382.88 | .00 | .00 | .00 |
| Paydown Accrete YTD | 6,370.57 | 6,370.57 | .00 | .00 | .00 |
| Total Accretion YTD | 7,753.45 | 7,753.45 | .00 | .00 | .00 |
| Principal Shortfall YTD | .00 | .00 | .00 | .00 | .00 |
| Book Value Income YTD | .00 | .00 | .00 | .00 | .00 |
| Profit/Loss on Sales MTD | .00 | .00 | .00 | .00 | .00 |
| Profit/Loss on Sales YTD | .00 | .00 | .00 | .00 | .00 |
| Profit/Loss on Calls MTD | .00 | .00 | .00 | .00 | .00 |
| Profit/Loss on Calls YTD | .00 | .00 | .00 | .00 | .00 |
| BVI Gain/Loss on Sales MTD | .00 | .00 | .00 | .00 | .00 |
| BVI Gain/Loss on Sales YTD | .00 | .00 | .00 | .00 | .00 |
| BVI Gain/Loss on Calls MTD | .00 | .00 | .00 | .00 | .00 |
| BVI Gain/Loss on Calls YTD | .00 | .00 | .00 | .00 | .00 |

As of Date: 12/31/2019 Last: 11/30/2019
 Baseline Date: December 23, 2019
 220 GOVT CMO/REMIC

| ----- | | | | | | |
|------------------------------------|-----------|-----------|-----|-----|-----|-----|
| DELAYED PRINCIPAL RECEIVABLE | Total | AFS | HFT | HTM | FVO | |
| Beginning Balance | .00 | .00 | .00 | .00 | .00 | .00 |
| + New Delayed Payments | .00 | .00 | .00 | .00 | .00 | .00 |
| - Payments Received | .00 | .00 | .00 | .00 | .00 | .00 |
| +/- Transfers | .00 | .00 | .00 | .00 | .00 | .00 |
| Ending Balance | .00 | .00 | .00 | .00 | .00 | .00 |
| CURRENT INTEREST ACCRUAL | Total | AFS | HFT | HTM | FVO | |
| Beginning Balance | 20,997.71 | 20,997.71 | .00 | .00 | .00 | .00 |
| + Accruals | 49.89 | 49.89 | .00 | .00 | .00 | .00 |
| + Accruals-Capital | .00 | .00 | .00 | .00 | .00 | .00 |
| + Interest Purchased | .00 | .00 | .00 | .00 | .00 | .00 |
| + Interest Purch-Cap | .00 | .00 | .00 | .00 | .00 | .00 |
| - Payments Due | 60.88 | 60.88 | .00 | .00 | .00 | .00 |
| - Payments Due-Cap | .00 | .00 | .00 | .00 | .00 | .00 |
| - Interest Sold | .00 | .00 | .00 | .00 | .00 | .00 |
| - Interest Sold-Cap | .00 | .00 | .00 | .00 | .00 | .00 |
| +/- Transfers | .00 | .00 | .00 | .00 | .00 | .00 |
| Ending Balance | 20,986.72 | 20,986.72 | .00 | .00 | .00 | .00 |
| DELAYED INTEREST RECEIVABLE | Total | AFS | HFT | HTM | FVO | |
| Beginning Balance | .00 | .00 | .00 | .00 | .00 | .00 |
| + New Delayed Payments | .00 | .00 | .00 | .00 | .00 | .00 |
| + New Delayed Pmts-Cap | .00 | .00 | .00 | .00 | .00 | .00 |
| - Payments Received | .00 | .00 | .00 | .00 | .00 | .00 |
| - Payments Rcvd-Cap | .00 | .00 | .00 | .00 | .00 | .00 |
| +/- Transfers | .00 | .00 | .00 | .00 | .00 | .00 |
| Ending Balance | .00 | .00 | .00 | .00 | .00 | .00 |
| HTM/NMO TRANSFERS FROM AFS | Total | AFS | HFT | HTM | FVO | |
| Beginning Balance Unearned Mkt Adj | .00 | .00 | .00 | .00 | .00 | .00 |
| +/- Transfers Up/(Down) | .00 | .00 | .00 | .00 | .00 | .00 |
| +/- Sales/Mkt Adj | .00 | .00 | .00 | .00 | .00 | .00 |
| +/- MTD Write-Off Up/(Down) | .00 | .00 | .00 | .00 | .00 | .00 |
| Ending Balance | .00 | .00 | .00 | .00 | .00 | .00 |

As of Date: 12/31/2019 Last: 11/30/2019
 Baseline Date: December 23, 2019
 230 GOVT AGENCIES

| Supplemental Entries | Total | AFS | HFT | HTM | FVO |
|----------------------------------|--------------|--------------|------------|------------|------------|
| Interest Accrued | .00 | .00 | .00 | .00 | .00 |
| Interest Accrued-Capital | .00 | .00 | .00 | .00 | .00 |
| Interest Accrued DI | .00 | .00 | .00 | .00 | .00 |
| Interest Shortfall | .00 | .00 | .00 | .00 | .00 |
| Amortization | .00 | .00 | .00 | .00 | .00 |
| Accretion | .00 | .00 | .00 | .00 | .00 |
| Book Value Income | .00 | .00 | .00 | .00 | .00 |
| Paydown Accretion | .00 | .00 | .00 | .00 | .00 |
| Paydown Amortization | .00 | .00 | .00 | .00 | .00 |
| Principal Shortfall | .00 | .00 | .00 | .00 | .00 |
| MVA to AFS Holdings Profit/Loss | -13,759.79 | -13,759.79 | .00 | .00 | .00 |
| MVA to AFS Holdings After Tax | -10,870.23 | -10,870.23 | .00 | .00 | .00 |
| MVA to AFS Holdings Deferred Tax | -2,889.56 | -2,889.56 | .00 | .00 | .00 |
| HTM/NMO Trans From AFS MVA P/L | .00 | .00 | .00 | .00 | .00 |
| LTD Amortization Redeemed | .00 | .00 | .00 | .00 | .00 |
| LTD Accretion Redeemed | .00 | .00 | .00 | .00 | .00 |
| LTD DI Accrued Redeemed | .00 | .00 | .00 | .00 | .00 |
| LTD BVI Redeemed | .00 | .00 | .00 | .00 | .00 |
| Original Cost Redeemed | .00 | .00 | .00 | .00 | .00 |
| Sales Profit/Loss | .00 | .00 | .00 | .00 | .00 |
| BOOK VALUE | Total | AFS | HFT | HTM | FVO |
| Beginning Balance | 3,764,193.73 | 3,764,193.73 | .00 | .00 | .00 |
| + Purchases | .00 | .00 | .00 | .00 | .00 |
| + Pay-up | .00 | .00 | .00 | .00 | .00 |
| + Discount Int | .00 | .00 | .00 | .00 | .00 |
| - Sales | .00 | .00 | .00 | .00 | .00 |
| - Paydowns | .00 | .00 | .00 | .00 | .00 |
| - Maturity/Call/Put | .00 | .00 | .00 | .00 | .00 |
| + Accretion | .00 | .00 | .00 | .00 | .00 |
| + Accret Payup/Pdwn | .00 | .00 | .00 | .00 | .00 |
| - Amortization | .00 | .00 | .00 | .00 | .00 |
| - Amort Payup/Pdwn | .00 | .00 | .00 | .00 | .00 |
| +/- Book Value Income | .00 | .00 | .00 | .00 | .00 |
| +/- BVI Payup/Pdwn | .00 | .00 | .00 | .00 | .00 |
| +/- Transferred Book | .00 | .00 | .00 | .00 | .00 |
| +/- Book Value Adj. | .00 | .00 | .00 | .00 | .00 |
| +/- Amort/Accrete Adj. | .00 | .00 | .00 | .00 | .00 |
| Ending Balance | 3,764,193.73 | 3,764,193.73 | .00 | .00 | .00 |

As of Date: 12/31/2019 Last: 11/30/2019
 Baseline Date: December 23, 2019
 230 GOVT AGENCIES

| RECONCILING TOTALS | Total | AFS | HFT | HTM | FVO |
|------------------------------|--------------|--------------|-----|-----|-----|
| Original Face | 5,450,000.00 | 5,450,000.00 | .00 | .00 | .00 |
| Par Value/Current Face | 3,742,825.19 | 3,742,825.19 | .00 | .00 | .00 |
| Principal Cost | 3,750,662.35 | 3,750,662.35 | .00 | .00 | .00 |
| Principal Receivable | 26,695.14 | 26,695.14 | .00 | .00 | .00 |
| Interest Accrued | 20,644.24 | 20,644.24 | .00 | .00 | .00 |
| Interest Accrued-Capital | .00 | .00 | .00 | .00 | .00 |
| Interest Cost Outstanding | .00 | .00 | .00 | .00 | .00 |
| Interest Accrued DI | .00 | .00 | .00 | .00 | .00 |
| Interest Receivable | 2,702.55 | 2,702.55 | .00 | .00 | .00 |
| Interest Receivable-Cap | .00 | .00 | .00 | .00 | .00 |
| Amortized LTD | 26,241.48 | 26,241.48 | .00 | .00 | .00 |
| Accreted LTD | 39,772.86 | 39,772.86 | .00 | .00 | .00 |
| Book Value Income LTD | .00 | .00 | .00 | .00 | .00 |
| Unaccrued Interest (DI) | .00 | .00 | .00 | .00 | .00 |
| Unamortized | 95,220.68 | 95,220.68 | .00 | .00 | .00 |
| Unaccrued | 73,852.14 | 73,852.14 | .00 | .00 | .00 |
| Net Book Value | 3,764,193.73 | 3,764,193.73 | .00 | .00 | .00 |
| Market Value | 3,778,553.39 | 3,778,553.39 | .00 | .00 | .00 |
| AFS MVA Profit/Loss LTD | 14,359.66 | 14,359.66 | .00 | .00 | .00 |
| AFS MVA P/L After Tax LTD | 11,344.13 | 11,344.13 | .00 | .00 | .00 |
| AFS MVA P/L Deferred Tax LTD | 3,015.53 | 3,015.53 | .00 | .00 | .00 |
| Interest Accrued YTD | 159,983.54 | 159,983.54 | .00 | .00 | .00 |
| Interest Received YTD | 170,629.51 | 170,629.51 | .00 | .00 | .00 |
| Interest Recvd-Cap YTD | .00 | .00 | .00 | .00 | .00 |
| Interest Shortfall YTD | .00 | .00 | .00 | .00 | .00 |
| Amortized YTD | 4,839.57 | 4,839.57 | .00 | .00 | .00 |
| Paydown Amort YTD | 37,602.45 | 37,602.45 | .00 | .00 | .00 |
| Total Amortization YTD | 42,442.02 | 42,442.02 | .00 | .00 | .00 |
| Accretion YTD | 13,589.61 | 13,589.61 | .00 | .00 | .00 |
| Paydown Accrete YTD | .00 | .00 | .00 | .00 | .00 |
| Total Accretion YTD | 13,589.61 | 13,589.61 | .00 | .00 | .00 |
| Principal Shortfall YTD | .00 | .00 | .00 | .00 | .00 |
| Book Value Income YTD | .00 | .00 | .00 | .00 | .00 |
| Profit/Loss on Sales MTD | .00 | .00 | .00 | .00 | .00 |
| Profit/Loss on Sales YTD | .00 | .00 | .00 | .00 | .00 |
| Profit/Loss on Calls MTD | .00 | .00 | .00 | .00 | .00 |
| Profit/Loss on Calls YTD | .00 | .00 | .00 | .00 | .00 |
| BVI Gain/Loss on Sales MTD | .00 | .00 | .00 | .00 | .00 |
| BVI Gain/Loss on Sales YTD | .00 | .00 | .00 | .00 | .00 |
| BVI Gain/Loss on Calls MTD | .00 | .00 | .00 | .00 | .00 |
| BVI Gain/Loss on Calls YTD | .00 | .00 | .00 | .00 | .00 |

As of Date: 12/31/2019 Last: 11/30/2019
 Baseline Date: December 23, 2019
 230 GOVT AGENCIES

| ----- | | | | | |
|------------------------------------|-----------|-----------|-----|-----|-----|
| DELAYED PRINCIPAL RECEIVABLE | Total | AFS | HFT | HTM | FVO |
| Beginning Balance | 26,695.14 | 26,695.14 | .00 | .00 | .00 |
| + New Delayed Payments | .00 | .00 | .00 | .00 | .00 |
| - Payments Received | .00 | .00 | .00 | .00 | .00 |
| +/- Transfers | .00 | .00 | .00 | .00 | .00 |
| Ending Balance | 26,695.14 | 26,695.14 | .00 | .00 | .00 |
| ----- | | | | | |
| CURRENT INTEREST ACCRUAL | Total | AFS | HFT | HTM | FVO |
| Beginning Balance | 20,644.24 | 20,644.24 | .00 | .00 | .00 |
| + Accruals | .00 | .00 | .00 | .00 | .00 |
| + Accruals-Capital | .00 | .00 | .00 | .00 | .00 |
| + Interest Purchased | .00 | .00 | .00 | .00 | .00 |
| + Interest Purch-Cap | .00 | .00 | .00 | .00 | .00 |
| - Payments Due | .00 | .00 | .00 | .00 | .00 |
| - Payments Due-Cap | .00 | .00 | .00 | .00 | .00 |
| - Interest Sold | .00 | .00 | .00 | .00 | .00 |
| - Interest Sold-Cap | .00 | .00 | .00 | .00 | .00 |
| +/- Transfers | .00 | .00 | .00 | .00 | .00 |
| Ending Balance | 20,644.24 | 20,644.24 | .00 | .00 | .00 |
| ----- | | | | | |
| DELAYED INTEREST RECEIVABLE | Total | AFS | HFT | HTM | FVO |
| Beginning Balance | 2,702.55 | 2,702.55 | .00 | .00 | .00 |
| + New Delayed Payments | .00 | .00 | .00 | .00 | .00 |
| + New Delayed Pmts-Cap | .00 | .00 | .00 | .00 | .00 |
| - Payments Received | -1.14 | -1.14 | .00 | .00 | .00 |
| - Payments Rcvd-Cap | .00 | .00 | .00 | .00 | .00 |
| +/- Transfers | .00 | .00 | .00 | .00 | .00 |
| Ending Balance | 2,702.55 | 2,702.55 | .00 | .00 | .00 |
| ----- | | | | | |
| HTM/NMO TRANSFERS FROM AFS | Total | AFS | HFT | HTM | FVO |
| Beginning Balance Unearned Mkt Adj | .00 | .00 | .00 | .00 | .00 |
| +/- Transfers Up/(Down) | .00 | .00 | .00 | .00 | .00 |
| +/- Sales/Mkt Adj | .00 | .00 | .00 | .00 | .00 |
| +/- MTD Write-Off Up/(Down) | .00 | .00 | .00 | .00 | .00 |
| Ending Balance | .00 | .00 | .00 | .00 | .00 |

As of Date: 12/31/2019 Last: 11/30/2019
 Baseline Date: December 23, 2019
 300 EXEMPT MUNICIPALS

| Supplemental Entries | Total | AFS | HFT | HTM | FVO |
|----------------------------------|--------------|--------------|------------|------------|------------|
| Interest Accrued | .00 | .00 | .00 | .00 | .00 |
| Interest Accrued-Capital | .00 | .00 | .00 | .00 | .00 |
| Interest Accrued DI | .00 | .00 | .00 | .00 | .00 |
| Interest Shortfall | .00 | .00 | .00 | .00 | .00 |
| Amortization | .00 | .00 | .00 | .00 | .00 |
| Accretion | .00 | .00 | .00 | .00 | .00 |
| Book Value Income | .00 | .00 | .00 | .00 | .00 |
| Paydown Accretion | .00 | .00 | .00 | .00 | .00 |
| Paydown Amortization | .00 | .00 | .00 | .00 | .00 |
| Principal Shortfall | .00 | .00 | .00 | .00 | .00 |
| MVA to AFS Holdings Profit/Loss | 2,718.25 | 2,718.25 | .00 | .00 | .00 |
| MVA to AFS Holdings After Tax | 2,147.41 | 2,147.41 | .00 | .00 | .00 |
| MVA to AFS Holdings Deferred Tax | 570.83 | 570.83 | .00 | .00 | .00 |
| HTM/NMO Trans From AFS MVA P/L | .00 | .00 | .00 | .00 | .00 |
| LTD Amortization Redeemed | .00 | .00 | .00 | .00 | .00 |
| LTD Accretion Redeemed | .00 | .00 | .00 | .00 | .00 |
| LTD DI Accrued Redeemed | .00 | .00 | .00 | .00 | .00 |
| LTD BVI Redeemed | .00 | .00 | .00 | .00 | .00 |
| Original Cost Redeemed | .00 | .00 | .00 | .00 | .00 |
| Sales Profit/Loss | .00 | .00 | .00 | .00 | .00 |
| BOOK VALUE | Total | AFS | HFT | HTM | FVO |
| Beginning Balance | 5,169,627.35 | 4,304,814.82 | .00 | 864,812.53 | .00 |
| + Purchases | .00 | .00 | .00 | .00 | .00 |
| + Pay-up | .00 | .00 | .00 | .00 | .00 |
| + Discount Int | .00 | .00 | .00 | .00 | .00 |
| - Sales | .00 | .00 | .00 | .00 | .00 |
| - Paydowns | .00 | .00 | .00 | .00 | .00 |
| - Maturity/Call/Put | .00 | .00 | .00 | .00 | .00 |
| + Accretion | .00 | .00 | .00 | .00 | .00 |
| + Accret Payup/Pdwn | .00 | .00 | .00 | .00 | .00 |
| - Amortization | .00 | .00 | .00 | .00 | .00 |
| - Amort Payup/Pdwn | .00 | .00 | .00 | .00 | .00 |
| +/- Book Value Income | .00 | .00 | .00 | .00 | .00 |
| +/- BVI Payup/Pdwn | .00 | .00 | .00 | .00 | .00 |
| +/- Transferred Book | .00 | .00 | .00 | .00 | .00 |
| +/- Book Value Adj. | .00 | .00 | .00 | .00 | .00 |
| +/- Amort/Accrete Adj. | .00 | .00 | .00 | .00 | .00 |
| Ending Balance | 5,169,627.35 | 4,304,814.82 | .00 | 864,812.53 | .00 |

As of Date: 12/31/2019 Last: 11/30/2019
 Baseline Date: December 23, 2019
 300 EXEMPT MUNICIPALS

| RECONCILING TOTALS | Total | AFS | HFT | HTM | FVO |
|------------------------------|--------------|--------------|-----|------------|-----|
| Original Face | 5,270,000.00 | 4,405,000.00 | .00 | 865,000.00 | .00 |
| Par Value/Current Face | 5,270,000.00 | 4,405,000.00 | .00 | 865,000.00 | .00 |
| Principal Cost | 5,132,988.05 | 4,268,268.70 | .00 | 864,719.35 | .00 |
| Principal Receivable | .00 | .00 | .00 | .00 | .00 |
| Interest Accrued | 27,661.52 | 22,862.35 | .00 | 4,799.17 | .00 |
| Interest Accrued-Capital | .00 | .00 | .00 | .00 | .00 |
| Interest Cost Outstanding | .00 | .00 | .00 | .00 | .00 |
| Interest Accrued DI | 86,538.76 | 86,538.76 | .00 | .00 | .00 |
| Interest Receivable | .00 | .00 | .00 | .00 | .00 |
| Interest Receivable-Cap | .00 | .00 | .00 | .00 | .00 |
| Amortized LTD | 51,731.10 | 51,731.10 | .00 | .00 | .00 |
| Accreted LTD | 1,831.64 | 1,738.46 | .00 | 93.18 | .00 |
| Book Value Income LTD | .00 | .00 | .00 | .00 | .00 |
| Unaccrued Interest (DI) | 115,429.64 | 115,429.64 | .00 | .00 | .00 |
| Unamortized | 19,081.00 | 19,081.00 | .00 | .00 | .00 |
| Unaccreted | 4,024.01 | 3,836.54 | .00 | 187.47 | .00 |
| Net Book Value | 5,169,627.35 | 4,304,814.82 | .00 | 864,812.53 | .00 |
| Market Value | 5,289,270.45 | 4,417,413.20 | .00 | 871,857.25 | .00 |
| AFS MVA Profit/Loss LTD | 112,598.38 | 112,598.38 | .00 | .00 | .00 |
| AFS MVA P/L After Tax LTD | 88,952.72 | 88,952.72 | .00 | .00 | .00 |
| AFS MVA P/L Deferred Tax LTD | 23,645.66 | 23,645.66 | .00 | .00 | .00 |
| Interest Accrued YTD | 136,378.60 | 119,068.60 | .00 | 17,310.00 | .00 |
| Interest Received YTD | 123,062.50 | 105,752.50 | .00 | 17,310.00 | .00 |
| Interest Recvd-Cap YTD | .00 | .00 | .00 | .00 | .00 |
| Interest Shortfall YTD | .00 | .00 | .00 | .00 | .00 |
| Amortized YTD | 10,148.57 | 10,148.57 | .00 | .00 | .00 |
| Paydown Amort YTD | .00 | .00 | .00 | .00 | .00 |
| Total Amortization YTD | 10,148.57 | 10,148.57 | .00 | .00 | .00 |
| Accretion YTD | 843.43 | 810.12 | .00 | 33.31 | .00 |
| Paydown Accrete YTD | .00 | .00 | .00 | .00 | .00 |
| Total Accretion YTD | 843.43 | 810.12 | .00 | 33.31 | .00 |
| Principal Shortfall YTD | .00 | .00 | .00 | .00 | .00 |
| Book Value Income YTD | .00 | .00 | .00 | .00 | .00 |
| Profit/Loss on Sales MTD | .00 | .00 | .00 | .00 | .00 |
| Profit/Loss on Sales YTD | 3,847.61 | 3,847.61 | .00 | .00 | .00 |
| Profit/Loss on Calls MTD | .00 | .00 | .00 | .00 | .00 |
| Profit/Loss on Calls YTD | .00 | .00 | .00 | .00 | .00 |
| BVI Gain/Loss on Sales MTD | .00 | .00 | .00 | .00 | .00 |
| BVI Gain/Loss on Sales YTD | .00 | .00 | .00 | .00 | .00 |
| BVI Gain/Loss on Calls MTD | .00 | .00 | .00 | .00 | .00 |
| BVI Gain/Loss on Calls YTD | .00 | .00 | .00 | .00 | .00 |

As of Date: 12/31/2019 Last: 11/30/2019
 Baseline Date: December 23, 2019
 300 EXEMPT MUNICIPALS

| DELETED PRINCIPAL RECEIVABLE | Total | AFS | HFT | HTM | FVO |
|------------------------------------|-----------|-----------|-----|----------|-----|
| Beginning Balance | .00 | .00 | .00 | .00 | .00 |
| + New Delayed Payments | .00 | .00 | .00 | .00 | .00 |
| - Payments Received | .00 | .00 | .00 | .00 | .00 |
| +/- Transfers | .00 | .00 | .00 | .00 | .00 |
| Ending Balance | .00 | .00 | .00 | .00 | .00 |
| CURRENT INTEREST ACCRUAL | Total | AFS | HFT | HTM | FVO |
| Beginning Balance | 27,661.52 | 22,862.35 | .00 | 4,799.17 | .00 |
| + Accruals | .00 | .00 | .00 | .00 | .00 |
| + Accruals-Capital | .00 | .00 | .00 | .00 | .00 |
| + Interest Purchased | .00 | .00 | .00 | .00 | .00 |
| + Interest Purch-Cap | .00 | .00 | .00 | .00 | .00 |
| - Payments Due | .00 | .00 | .00 | .00 | .00 |
| - Payments Due-Cap | .00 | .00 | .00 | .00 | .00 |
| - Interest Sold | .00 | .00 | .00 | .00 | .00 |
| - Interest Sold-Cap | .00 | .00 | .00 | .00 | .00 |
| +/- Transfers | .00 | .00 | .00 | .00 | .00 |
| Ending Balance | 27,661.52 | 22,862.35 | .00 | 4,799.17 | .00 |
| DELETED INTEREST RECEIVABLE | Total | AFS | HFT | HTM | FVO |
| Beginning Balance | .00 | .00 | .00 | .00 | .00 |
| + New Delayed Payments | .00 | .00 | .00 | .00 | .00 |
| + New Delayed Pmts-Cap | .00 | .00 | .00 | .00 | .00 |
| - Payments Received | .00 | .00 | .00 | .00 | .00 |
| - Payments Rcvd-Cap | .00 | .00 | .00 | .00 | .00 |
| +/- Transfers | .00 | .00 | .00 | .00 | .00 |
| Ending Balance | .00 | .00 | .00 | .00 | .00 |
| HTM/NMO TRANSFERS FROM AFS | Total | AFS | HFT | HTM | FVO |
| Beginning Balance Unearned Mkt Adj | .00 | .00 | .00 | .00 | .00 |
| +/- Transfers Up/(Down) | .00 | .00 | .00 | .00 | .00 |
| +/- Sales/Mkt Adj | .00 | .00 | .00 | .00 | .00 |
| +/- MTD Write-Off Up/(Down) | .00 | .00 | .00 | .00 | .00 |
| Ending Balance | .00 | .00 | .00 | .00 | .00 |

As of Date: 12/31/2019 Last: 11/30/2019
 Baseline Date: December 23, 2019
 311 EX MUNI LEASE/COP

| Supplemental Entries | Total | AFS | HFT | HTM | FVO |
|----------------------------------|--------------|------------|------------|------------|------------|
| Interest Accrued | .00 | .00 | .00 | .00 | .00 |
| Interest Accrued-Capital | .00 | .00 | .00 | .00 | .00 |
| Interest Accrued DI | .00 | .00 | .00 | .00 | .00 |
| Interest Shortfall | .00 | .00 | .00 | .00 | .00 |
| Amortization | .00 | .00 | .00 | .00 | .00 |
| Accretion | .00 | .00 | .00 | .00 | .00 |
| Book Value Income | .00 | .00 | .00 | .00 | .00 |
| Paydown Accretion | .00 | .00 | .00 | .00 | .00 |
| Paydown Amortization | .00 | .00 | .00 | .00 | .00 |
| Principal Shortfall | .00 | .00 | .00 | .00 | .00 |
| MVA to AFS Holdings Profit/Loss | 5.00 | 5.00 | .00 | .00 | .00 |
| MVA to AFS Holdings After Tax | 3.95 | 3.95 | .00 | .00 | .00 |
| MVA to AFS Holdings Deferred Tax | 1.05 | 1.05 | .00 | .00 | .00 |
| HTM/NMO Trans From AFS MVA P/L | .00 | .00 | .00 | .00 | .00 |
| LTD Amortization Redeemed | .00 | .00 | .00 | .00 | .00 |
| LTD Accretion Redeemed | .00 | .00 | .00 | .00 | .00 |
| LTD DI Accrued Redeemed | .00 | .00 | .00 | .00 | .00 |
| LTD BVI Redeemed | .00 | .00 | .00 | .00 | .00 |
| Original Cost Redeemed | .00 | .00 | .00 | .00 | .00 |
| Sales Profit/Loss | .00 | .00 | .00 | .00 | .00 |
| BOOK VALUE | Total | AFS | HFT | HTM | FVO |
| Beginning Balance | 382,409.47 | 126,318.44 | .00 | 256,091.03 | .00 |
| + Purchases | .00 | .00 | .00 | .00 | .00 |
| + Pay-up | .00 | .00 | .00 | .00 | .00 |
| + Discount Int | .00 | .00 | .00 | .00 | .00 |
| - Sales | .00 | .00 | .00 | .00 | .00 |
| - Paydowns | .00 | .00 | .00 | .00 | .00 |
| - Maturity/Call/Put | .00 | .00 | .00 | .00 | .00 |
| + Accretion | .00 | .00 | .00 | .00 | .00 |
| + Accret Payup/Pdwn | .00 | .00 | .00 | .00 | .00 |
| - Amortization | .00 | .00 | .00 | .00 | .00 |
| - Amort Payup/Pdwn | .00 | .00 | .00 | .00 | .00 |
| +/- Book Value Income | .00 | .00 | .00 | .00 | .00 |
| +/- BVI Payup/Pdwn | .00 | .00 | .00 | .00 | .00 |
| +/- Transferred Book | .00 | .00 | .00 | .00 | .00 |
| +/- Book Value Adj. | .00 | .00 | .00 | .00 | .00 |
| +/- Amort/Accrete Adj. | .00 | .00 | .00 | .00 | .00 |
| Ending Balance | 382,409.47 | 126,318.44 | .00 | 256,091.03 | .00 |

As of Date: 12/31/2019 Last: 11/30/2019

Baseline Date: December 23, 2019

311 EX MUNI LEASE/COP

| RECONCILING TOTALS | Total | AFS | HFT | HTM | FVO |
|------------------------------|------------|------------|-----|------------|-----|
| Original Face | 375,000.00 | 125,000.00 | .00 | 250,000.00 | .00 |
| Par Value/Current Face | 375,000.00 | 125,000.00 | .00 | 250,000.00 | .00 |
| Principal Cost | 395,407.50 | 129,687.50 | .00 | 265,720.00 | .00 |
| Principal Receivable | .00 | .00 | .00 | .00 | .00 |
| Interest Accrued | 3,758.33 | 633.33 | .00 | 3,125.00 | .00 |
| Interest Accrued-Capital | .00 | .00 | .00 | .00 | .00 |
| Interest Cost Outstanding | .00 | .00 | .00 | .00 | .00 |
| Interest Accrued DI | .00 | .00 | .00 | .00 | .00 |
| Interest Receivable | .00 | .00 | .00 | .00 | .00 |
| Interest Receivable-Cap | .00 | .00 | .00 | .00 | .00 |
| Amortized LTD | 12,998.03 | 3,369.06 | .00 | 9,628.97 | .00 |
| Accreted LTD | .00 | .00 | .00 | .00 | .00 |
| Book Value Income LTD | .00 | .00 | .00 | .00 | .00 |
| Unaccrued Interest (DI) | .00 | .00 | .00 | .00 | .00 |
| Unamortized | 7,409.47 | 1,318.44 | .00 | 6,091.03 | .00 |
| Unaccrued | .00 | .00 | .00 | .00 | .00 |
| Net Book Value | 382,409.47 | 126,318.44 | .00 | 256,091.03 | .00 |
| Market Value | 380,928.75 | 126,053.75 | .00 | 254,875.00 | .00 |
| AFS MVA Profit/Loss LTD | -264.69 | -264.69 | .00 | .00 | .00 |
| AFS MVA P/L After Tax LTD | -209.11 | -209.11 | .00 | .00 | .00 |
| AFS MVA P/L Deferred Tax LTD | -55.58 | -55.58 | .00 | .00 | .00 |
| Interest Accrued YTD | 10,500.00 | 3,000.00 | .00 | 7,500.00 | .00 |
| Interest Received YTD | 10,500.00 | 3,000.00 | .00 | 7,500.00 | .00 |
| Interest Recvd-Cap YTD | .00 | .00 | .00 | .00 | .00 |
| Interest Shortfall YTD | .00 | .00 | .00 | .00 | .00 |
| Amortized YTD | 3,848.53 | 1,004.77 | .00 | 2,843.76 | .00 |
| Paydown Amort YTD | .00 | .00 | .00 | .00 | .00 |
| Total Amortization YTD | 3,848.53 | 1,004.77 | .00 | 2,843.76 | .00 |
| Accretion YTD | .00 | .00 | .00 | .00 | .00 |
| Paydown Accrete YTD | .00 | .00 | .00 | .00 | .00 |
| Total Accretion YTD | .00 | .00 | .00 | .00 | .00 |
| Principal Shortfall YTD | .00 | .00 | .00 | .00 | .00 |
| Book Value Income YTD | .00 | .00 | .00 | .00 | .00 |
| Profit/Loss on Sales MTD | .00 | .00 | .00 | .00 | .00 |
| Profit/Loss on Sales YTD | .00 | .00 | .00 | .00 | .00 |
| Profit/Loss on Calls MTD | .00 | .00 | .00 | .00 | .00 |
| Profit/Loss on Calls YTD | .00 | .00 | .00 | .00 | .00 |
| BVI Gain/Loss on Sales MTD | .00 | .00 | .00 | .00 | .00 |
| BVI Gain/Loss on Sales YTD | .00 | .00 | .00 | .00 | .00 |
| BVI Gain/Loss on Calls MTD | .00 | .00 | .00 | .00 | .00 |
| BVI Gain/Loss on Calls YTD | .00 | .00 | .00 | .00 | .00 |

As of Date: 12/31/2019 Last: 11/30/2019
 Baseline Date: December 23, 2019
 311 EX MUNI LEASE/COP

| DELETED PRINCIPAL RECEIVABLE | Total | AFS | HFT | HTM | FVO |
|------------------------------------|----------|--------|-----|----------|-----|
| Beginning Balance | .00 | .00 | .00 | .00 | .00 |
| + New Delayed Payments | .00 | .00 | .00 | .00 | .00 |
| - Payments Received | .00 | .00 | .00 | .00 | .00 |
| +/- Transfers | .00 | .00 | .00 | .00 | .00 |
| Ending Balance | .00 | .00 | .00 | .00 | .00 |
| CURRENT INTEREST ACCRUAL | Total | AFS | HFT | HTM | FVO |
| Beginning Balance | 3,758.33 | 633.33 | .00 | 3,125.00 | .00 |
| + Accruals | .00 | .00 | .00 | .00 | .00 |
| + Accruals-Capital | .00 | .00 | .00 | .00 | .00 |
| + Interest Purchased | .00 | .00 | .00 | .00 | .00 |
| + Interest Purch-Cap | .00 | .00 | .00 | .00 | .00 |
| - Payments Due | .00 | .00 | .00 | .00 | .00 |
| - Payments Due-Cap | .00 | .00 | .00 | .00 | .00 |
| - Interest Sold | .00 | .00 | .00 | .00 | .00 |
| - Interest Sold-Cap | .00 | .00 | .00 | .00 | .00 |
| +/- Transfers | .00 | .00 | .00 | .00 | .00 |
| Ending Balance | 3,758.33 | 633.33 | .00 | 3,125.00 | .00 |
| DELETED INTEREST RECEIVABLE | Total | AFS | HFT | HTM | FVO |
| Beginning Balance | .00 | .00 | .00 | .00 | .00 |
| + New Delayed Payments | .00 | .00 | .00 | .00 | .00 |
| + New Delayed Pmts-Cap | .00 | .00 | .00 | .00 | .00 |
| - Payments Received | .00 | .00 | .00 | .00 | .00 |
| - Payments Rcvd-Cap | .00 | .00 | .00 | .00 | .00 |
| +/- Transfers | .00 | .00 | .00 | .00 | .00 |
| Ending Balance | .00 | .00 | .00 | .00 | .00 |
| HTM/NMO TRANSFERS FROM AFS | Total | AFS | HFT | HTM | FVO |
| Beginning Balance Unearned Mkt Adj | .00 | .00 | .00 | .00 | .00 |
| +/- Transfers Up/(Down) | .00 | .00 | .00 | .00 | .00 |
| +/- Sales/Mkt Adj | .00 | .00 | .00 | .00 | .00 |
| +/- MTD Write-Off Up/(Down) | .00 | .00 | .00 | .00 | .00 |
| Ending Balance | .00 | .00 | .00 | .00 | .00 |

As of Date: 12/31/2019 Last: 11/30/2019
 Baseline Date: December 23, 2019
 320 TAXABLE MUNICIPALS

| Supplemental Entries | Total | AFS | HFT | HTM | FVO |
|----------------------------------|--------------|--------------|------------|------------|------------|
| Interest Accrued | .00 | .00 | .00 | .00 | .00 |
| Interest Accrued-Capital | .00 | .00 | .00 | .00 | .00 |
| Interest Accrued DI | .00 | .00 | .00 | .00 | .00 |
| Interest Shortfall | .00 | .00 | .00 | .00 | .00 |
| Amortization | .00 | .00 | .00 | .00 | .00 |
| Accretion | .00 | .00 | .00 | .00 | .00 |
| Book Value Income | .00 | .00 | .00 | .00 | .00 |
| Paydown Accretion | .00 | .00 | .00 | .00 | .00 |
| Paydown Amortization | .00 | .00 | .00 | .00 | .00 |
| Principal Shortfall | .00 | .00 | .00 | .00 | .00 |
| MVA to AFS Holdings Profit/Loss | -2,223.35 | -2,223.35 | .00 | .00 | .00 |
| MVA to AFS Holdings After Tax | -1,756.45 | -1,756.45 | .00 | .00 | .00 |
| MVA to AFS Holdings Deferred Tax | -466.90 | -466.90 | .00 | .00 | .00 |
| HTM/NMO Trans From AFS MVA P/L | .00 | .00 | .00 | .00 | .00 |
| LTD Amortization Redeemed | .00 | .00 | .00 | .00 | .00 |
| LTD Accretion Redeemed | .00 | .00 | .00 | .00 | .00 |
| LTD DI Accrued Redeemed | .00 | .00 | .00 | .00 | .00 |
| LTD BVI Redeemed | .00 | .00 | .00 | .00 | .00 |
| Original Cost Redeemed | .00 | .00 | .00 | .00 | .00 |
| Sales Profit/Loss | .00 | .00 | .00 | .00 | .00 |
| BOOK VALUE | Total | AFS | HFT | HTM | FVO |
| Beginning Balance | 1,416,902.79 | 1,116,902.79 | .00 | 300,000.00 | .00 |
| + Purchases | .00 | .00 | .00 | .00 | .00 |
| + Pay-up | .00 | .00 | .00 | .00 | .00 |
| + Discount Int | .00 | .00 | .00 | .00 | .00 |
| - Sales | .00 | .00 | .00 | .00 | .00 |
| - Paydowns | .00 | .00 | .00 | .00 | .00 |
| - Maturity/Call/Put | .00 | .00 | .00 | .00 | .00 |
| + Accretion | .00 | .00 | .00 | .00 | .00 |
| + Accret Payup/Pdwn | .00 | .00 | .00 | .00 | .00 |
| - Amortization | .00 | .00 | .00 | .00 | .00 |
| - Amort Payup/Pdwn | .00 | .00 | .00 | .00 | .00 |
| +/- Book Value Income | .00 | .00 | .00 | .00 | .00 |
| +/- BVI Payup/Pdwn | .00 | .00 | .00 | .00 | .00 |
| +/- Transferred Book | .00 | .00 | .00 | .00 | .00 |
| +/- Book Value Adj. | .00 | .00 | .00 | .00 | .00 |
| +/- Amort/Accrete Adj. | .00 | .00 | .00 | .00 | .00 |
| Ending Balance | 1,416,902.79 | 1,116,902.79 | .00 | 300,000.00 | .00 |

As of Date: 12/31/2019 Last: 11/30/2019

Baseline Date: December 23, 2019

320 TAXABLE MUNICIPALS

| RECONCILING TOTALS | Total | AFS | HFT | HTM | FVO |
|------------------------------|--------------|--------------|-----|------------|-----|
| Original Face | 1,415,000.00 | 1,115,000.00 | .00 | 300,000.00 | .00 |
| Par Value/Current Face | 1,415,000.00 | 1,115,000.00 | .00 | 300,000.00 | .00 |
| Principal Cost | 1,438,338.70 | 1,135,379.70 | .00 | 302,959.00 | .00 |
| Principal Receivable | .00 | .00 | .00 | .00 | .00 |
| Interest Accrued | 12,243.88 | 11,723.05 | .00 | 520.83 | .00 |
| Interest Accrued-Capital | .00 | .00 | .00 | .00 | .00 |
| Interest Cost Outstanding | .00 | .00 | .00 | .00 | .00 |
| Interest Accrued DI | .00 | .00 | .00 | .00 | .00 |
| Interest Receivable | .00 | .00 | .00 | .00 | .00 |
| Interest Receivable-Cap | .00 | .00 | .00 | .00 | .00 |
| Amortized LTD | 21,436.26 | 18,477.26 | .00 | 2,959.00 | .00 |
| Accreted LTD | .35 | .35 | .00 | .00 | .00 |
| Book Value Income LTD | .00 | .00 | .00 | .00 | .00 |
| Unaccrued Interest (DI) | .00 | .00 | .00 | .00 | .00 |
| Unamortized | 1,904.74 | 1,904.74 | .00 | .00 | .00 |
| Unaccreted | 1.95 | 1.95 | .00 | .00 | .00 |
| Net Book Value | 1,416,902.79 | 1,116,902.79 | .00 | 300,000.00 | .00 |
| Market Value | 1,430,533.15 | 1,130,931.15 | .00 | 299,602.00 | .00 |
| AFS MVA Profit/Loss LTD | 14,028.36 | 14,028.36 | .00 | .00 | .00 |
| AFS MVA P/L After Tax LTD | 11,082.40 | 11,082.40 | .00 | .00 | .00 |
| AFS MVA P/L Deferred Tax LTD | 2,945.96 | 2,945.96 | .00 | .00 | .00 |
| Interest Accrued YTD | 64,657.75 | 58,407.75 | .00 | 6,250.00 | .00 |
| Interest Received YTD | 69,314.00 | 63,064.00 | .00 | 6,250.00 | .00 |
| Interest Recvd-Cap YTD | .00 | .00 | .00 | .00 | .00 |
| Interest Shortfall YTD | .00 | .00 | .00 | .00 | .00 |
| Amortized YTD | 6,490.34 | 6,040.08 | .00 | 450.26 | .00 |
| Paydown Amort YTD | .00 | .00 | .00 | .00 | .00 |
| Total Amortization YTD | 6,490.34 | 6,040.08 | .00 | 450.26 | .00 |
| Accretion YTD | .27 | .27 | .00 | .00 | .00 |
| Paydown Accrete YTD | .00 | .00 | .00 | .00 | .00 |
| Total Accretion YTD | .27 | .27 | .00 | .00 | .00 |
| Principal Shortfall YTD | .00 | .00 | .00 | .00 | .00 |
| Book Value Income YTD | .00 | .00 | .00 | .00 | .00 |
| Profit/Loss on Sales MTD | .00 | .00 | .00 | .00 | .00 |
| Profit/Loss on Sales YTD | .00 | .00 | .00 | .00 | .00 |
| Profit/Loss on Calls MTD | .00 | .00 | .00 | .00 | .00 |
| Profit/Loss on Calls YTD | .00 | .00 | .00 | .00 | .00 |
| BVI Gain/Loss on Sales MTD | .00 | .00 | .00 | .00 | .00 |
| BVI Gain/Loss on Sales YTD | .00 | .00 | .00 | .00 | .00 |
| BVI Gain/Loss on Calls MTD | .00 | .00 | .00 | .00 | .00 |
| BVI Gain/Loss on Calls YTD | .00 | .00 | .00 | .00 | .00 |

As of Date: 12/31/2019 Last: 11/30/2019
 Baseline Date: December 23, 2019
 320 TAXABLE MUNICIPALS

| ----- | | | | | | |
|------------------------------------|-----------|-----------|-----|--------|-----|-----|
| DELAYED PRINCIPAL RECEIVABLE | Total | AFS | HFT | HTM | FVO | |
| Beginning Balance | .00 | .00 | .00 | .00 | .00 | .00 |
| + New Delayed Payments | .00 | .00 | .00 | .00 | .00 | .00 |
| - Payments Received | .00 | .00 | .00 | .00 | .00 | .00 |
| +/- Transfers | .00 | .00 | .00 | .00 | .00 | .00 |
| Ending Balance | .00 | .00 | .00 | .00 | .00 | .00 |
| CURRENT INTEREST ACCRUAL | Total | AFS | HFT | HTM | FVO | |
| Beginning Balance | 12,243.88 | 11,723.05 | .00 | 520.83 | .00 | .00 |
| + Accruals | .00 | .00 | .00 | .00 | .00 | .00 |
| + Accruals-Capital | .00 | .00 | .00 | .00 | .00 | .00 |
| + Interest Purchased | .00 | .00 | .00 | .00 | .00 | .00 |
| + Interest Purch-Cap | .00 | .00 | .00 | .00 | .00 | .00 |
| - Payments Due | .00 | .00 | .00 | .00 | .00 | .00 |
| - Payments Due-Cap | .00 | .00 | .00 | .00 | .00 | .00 |
| - Interest Sold | .00 | .00 | .00 | .00 | .00 | .00 |
| - Interest Sold-Cap | .00 | .00 | .00 | .00 | .00 | .00 |
| +/- Transfers | .00 | .00 | .00 | .00 | .00 | .00 |
| Ending Balance | 12,243.88 | 11,723.05 | .00 | 520.83 | .00 | .00 |
| DELAYED INTEREST RECEIVABLE | Total | AFS | HFT | HTM | FVO | |
| Beginning Balance | .00 | .00 | .00 | .00 | .00 | .00 |
| + New Delayed Payments | .00 | .00 | .00 | .00 | .00 | .00 |
| + New Delayed Pmts-Cap | .00 | .00 | .00 | .00 | .00 | .00 |
| - Payments Received | .00 | .00 | .00 | .00 | .00 | .00 |
| - Payments Rcvd-Cap | .00 | .00 | .00 | .00 | .00 | .00 |
| +/- Transfers | .00 | .00 | .00 | .00 | .00 | .00 |
| Ending Balance | .00 | .00 | .00 | .00 | .00 | .00 |
| HTM/NMO TRANSFERS FROM AFS | Total | AFS | HFT | HTM | FVO | |
| Beginning Balance Unearned Mkt Adj | .00 | .00 | .00 | .00 | .00 | .00 |
| +/- Transfers Up/(Down) | .00 | .00 | .00 | .00 | .00 | .00 |
| +/- Sales/Mkt Adj | .00 | .00 | .00 | .00 | .00 | .00 |
| +/- MTD Write-Off Up/(Down) | .00 | .00 | .00 | .00 | .00 | .00 |
| Ending Balance | .00 | .00 | .00 | .00 | .00 | .00 |

As of Date: 12/31/2019 Last: 11/30/2019

Baseline Date: December 23, 2019

420 CORPORATE ISSUES

| Supplemental Entries | Total | AFS | HFT | HTM | FVO |
|----------------------------------|--------------|------------|------------|------------|------------|
| Interest Accrued | .00 | .00 | .00 | .00 | .00 |
| Interest Accrued-Capital | .00 | .00 | .00 | .00 | .00 |
| Interest Accrued DI | .00 | .00 | .00 | .00 | .00 |
| Interest Shortfall | .00 | .00 | .00 | .00 | .00 |
| Amortization | .00 | .00 | .00 | .00 | .00 |
| Accretion | .00 | .00 | .00 | .00 | .00 |
| Book Value Income | .00 | .00 | .00 | .00 | .00 |
| Paydown Accretion | .00 | .00 | .00 | .00 | .00 |
| Paydown Amortization | .00 | .00 | .00 | .00 | .00 |
| Principal Shortfall | .00 | .00 | .00 | .00 | .00 |
| MVA to AFS Holdings Profit/Loss | 2,586.60 | 2,586.60 | .00 | .00 | .00 |
| MVA to AFS Holdings After Tax | 2,043.41 | 2,043.41 | .00 | .00 | .00 |
| MVA to AFS Holdings Deferred Tax | 543.19 | 543.19 | .00 | .00 | .00 |
| HTM/NMO Trans From AFS MVA P/L | .00 | .00 | .00 | .00 | .00 |
| LTD Amortization Redeemed | .00 | .00 | .00 | .00 | .00 |
| LTD Accretion Redeemed | .00 | .00 | .00 | .00 | .00 |
| LTD DI Accrued Redeemed | .00 | .00 | .00 | .00 | .00 |
| LTD BVI Redeemed | .00 | .00 | .00 | .00 | .00 |
| Original Cost Redeemed | .00 | .00 | .00 | .00 | .00 |
| Sales Profit/Loss | .00 | .00 | .00 | .00 | .00 |
| BOOK VALUE | Total | AFS | HFT | HTM | FVO |
| Beginning Balance | 903,500.24 | 903,500.24 | .00 | .00 | .00 |
| + Purchases | .00 | .00 | .00 | .00 | .00 |
| + Pay-up | .00 | .00 | .00 | .00 | .00 |
| + Discount Int | .00 | .00 | .00 | .00 | .00 |
| - Sales | .00 | .00 | .00 | .00 | .00 |
| - Paydowns | .00 | .00 | .00 | .00 | .00 |
| - Maturity/Call/Put | .00 | .00 | .00 | .00 | .00 |
| + Accretion | .00 | .00 | .00 | .00 | .00 |
| + Accret Payup/Pdwn | .00 | .00 | .00 | .00 | .00 |
| - Amortization | .00 | .00 | .00 | .00 | .00 |
| - Amort Payup/Pdwn | .00 | .00 | .00 | .00 | .00 |
| +/- Book Value Income | .00 | .00 | .00 | .00 | .00 |
| +/- BVI Payup/Pdwn | .00 | .00 | .00 | .00 | .00 |
| +/- Transferred Book | .00 | .00 | .00 | .00 | .00 |
| +/- Book Value Adj. | .00 | .00 | .00 | .00 | .00 |
| +/- Amort/Accrete Adj. | .00 | .00 | .00 | .00 | .00 |
| Ending Balance | 903,500.24 | 903,500.24 | .00 | .00 | .00 |

As of Date: 12/31/2019 Last: 11/30/2019

Baseline Date: December 23, 2019

420 CORPORATE ISSUES

| RECONCILING TOTALS | Total | AFS | HFT | HTM | FVO |
|------------------------------|------------|------------|-----|-----|-----|
| Original Face | 900,000.00 | 900,000.00 | .00 | .00 | .00 |
| Par Value/Current Face | 900,000.00 | 900,000.00 | .00 | .00 | .00 |
| Principal Cost | 908,910.00 | 908,910.00 | .00 | .00 | .00 |
| Principal Receivable | .00 | .00 | .00 | .00 | .00 |
| Interest Accrued | 2,898.85 | 2,898.85 | .00 | .00 | .00 |
| Interest Accrued-Capital | .00 | .00 | .00 | .00 | .00 |
| Interest Cost Outstanding | .00 | .00 | .00 | .00 | .00 |
| Interest Accrued DI | .00 | .00 | .00 | .00 | .00 |
| Interest Receivable | .00 | .00 | .00 | .00 | .00 |
| Interest Receivable-Cap | .00 | .00 | .00 | .00 | .00 |
| Amortized LTD | 5,409.76 | 5,409.76 | .00 | .00 | .00 |
| Accreted LTD | .00 | .00 | .00 | .00 | .00 |
| Book Value Income LTD | .00 | .00 | .00 | .00 | .00 |
| Unaccrued Interest (DI) | .00 | .00 | .00 | .00 | .00 |
| Unamortized | 3,500.24 | 3,500.24 | .00 | .00 | .00 |
| Unaccreted | .00 | .00 | .00 | .00 | .00 |
| Net Book Value | 903,500.24 | 903,500.24 | .00 | .00 | .00 |
| Market Value | 931,790.70 | 931,790.70 | .00 | .00 | .00 |
| AFS MVA Profit/Loss LTD | 28,290.46 | 28,290.46 | .00 | .00 | .00 |
| AFS MVA P/L After Tax LTD | 22,349.46 | 22,349.46 | .00 | .00 | .00 |
| AFS MVA P/L Deferred Tax LTD | 5,941.00 | 5,941.00 | .00 | .00 | .00 |
| Interest Accrued YTD | 36,750.63 | 36,750.63 | .00 | .00 | .00 |
| Interest Received YTD | 37,404.23 | 37,404.23 | .00 | .00 | .00 |
| Interest Recvd-Cap YTD | .00 | .00 | .00 | .00 | .00 |
| Interest Shortfall YTD | .00 | .00 | .00 | .00 | .00 |
| Amortized YTD | 894.68 | 894.68 | .00 | .00 | .00 |
| Paydown Amort YTD | .00 | .00 | .00 | .00 | .00 |
| Total Amortization YTD | 894.68 | 894.68 | .00 | .00 | .00 |
| Accretion YTD | .00 | .00 | .00 | .00 | .00 |
| Paydown Accrete YTD | .00 | .00 | .00 | .00 | .00 |
| Total Accretion YTD | .00 | .00 | .00 | .00 | .00 |
| Principal Shortfall YTD | .00 | .00 | .00 | .00 | .00 |
| Book Value Income YTD | .00 | .00 | .00 | .00 | .00 |
| Profit/Loss on Sales MTD | .00 | .00 | .00 | .00 | .00 |
| Profit/Loss on Sales YTD | .00 | .00 | .00 | .00 | .00 |
| Profit/Loss on Calls MTD | .00 | .00 | .00 | .00 | .00 |
| Profit/Loss on Calls YTD | .00 | .00 | .00 | .00 | .00 |
| BVI Gain/Loss on Sales MTD | .00 | .00 | .00 | .00 | .00 |
| BVI Gain/Loss on Sales YTD | .00 | .00 | .00 | .00 | .00 |
| BVI Gain/Loss on Calls MTD | .00 | .00 | .00 | .00 | .00 |
| BVI Gain/Loss on Calls YTD | .00 | .00 | .00 | .00 | .00 |

As of Date: 12/31/2019 Last: 11/30/2019
 Baseline Date: December 23, 2019
 420 CORPORATE ISSUES

| ----- | | | | | | |
|------------------------------------|----------|----------|-----|-----|-----|-----|
| DELAYED PRINCIPAL RECEIVABLE | Total | AFS | HFT | HTM | FVO | |
| Beginning Balance | .00 | .00 | .00 | .00 | .00 | .00 |
| + New Delayed Payments | .00 | .00 | .00 | .00 | .00 | .00 |
| - Payments Received | .00 | .00 | .00 | .00 | .00 | .00 |
| +/- Transfers | .00 | .00 | .00 | .00 | .00 | .00 |
| Ending Balance | .00 | .00 | .00 | .00 | .00 | .00 |
| CURRENT INTEREST ACCRUAL | Total | AFS | HFT | HTM | FVO | |
| Beginning Balance | 2,898.85 | 2,898.85 | .00 | .00 | .00 | .00 |
| + Accruals | .00 | .00 | .00 | .00 | .00 | .00 |
| + Accruals-Capital | .00 | .00 | .00 | .00 | .00 | .00 |
| + Interest Purchased | .00 | .00 | .00 | .00 | .00 | .00 |
| + Interest Purch-Cap | .00 | .00 | .00 | .00 | .00 | .00 |
| - Payments Due | .00 | .00 | .00 | .00 | .00 | .00 |
| - Payments Due-Cap | .00 | .00 | .00 | .00 | .00 | .00 |
| - Interest Sold | .00 | .00 | .00 | .00 | .00 | .00 |
| - Interest Sold-Cap | .00 | .00 | .00 | .00 | .00 | .00 |
| +/- Transfers | .00 | .00 | .00 | .00 | .00 | .00 |
| Ending Balance | 2,898.85 | 2,898.85 | .00 | .00 | .00 | .00 |
| DELAYED INTEREST RECEIVABLE | Total | AFS | HFT | HTM | FVO | |
| Beginning Balance | .00 | .00 | .00 | .00 | .00 | .00 |
| + New Delayed Payments | .00 | .00 | .00 | .00 | .00 | .00 |
| + New Delayed Pmts-Cap | .00 | .00 | .00 | .00 | .00 | .00 |
| - Payments Received | .00 | .00 | .00 | .00 | .00 | .00 |
| - Payments Rcvd-Cap | .00 | .00 | .00 | .00 | .00 | .00 |
| +/- Transfers | .00 | .00 | .00 | .00 | .00 | .00 |
| Ending Balance | .00 | .00 | .00 | .00 | .00 | .00 |
| HTM/NMO TRANSFERS FROM AFS | Total | AFS | HFT | HTM | FVO | |
| Beginning Balance Unearned Mkt Adj | .00 | .00 | .00 | .00 | .00 | .00 |
| +/- Transfers Up/(Down) | .00 | .00 | .00 | .00 | .00 | .00 |
| +/- Sales/Mkt Adj | .00 | .00 | .00 | .00 | .00 | .00 |
| +/- MTD Write-Off Up/(Down) | .00 | .00 | .00 | .00 | .00 | .00 |
| Ending Balance | .00 | .00 | .00 | .00 | .00 | .00 |

As of Date: 12/31/2019 Last: 11/30/2019
 Baseline Date: December 23, 2019
 500 CERTIF OF DEPOSIT

| Supplemental Entries | Total | AFS | HFT | HTM | FVO |
|----------------------------------|--------------|--------------|------------|------------|------------|
| Interest Accrued | .00 | .00 | .00 | .00 | .00 |
| Interest Accrued-Capital | .00 | .00 | .00 | .00 | .00 |
| Interest Accrued DI | .00 | .00 | .00 | .00 | .00 |
| Interest Shortfall | .00 | .00 | .00 | .00 | .00 |
| Amortization | .00 | .00 | .00 | .00 | .00 |
| Accretion | .00 | .00 | .00 | .00 | .00 |
| Book Value Income | .00 | .00 | .00 | .00 | .00 |
| Paydown Accretion | .00 | .00 | .00 | .00 | .00 |
| Paydown Amortization | .00 | .00 | .00 | .00 | .00 |
| Principal Shortfall | .00 | .00 | .00 | .00 | .00 |
| MVA to AFS Holdings Profit/Loss | -1,311.40 | -1,311.40 | .00 | .00 | .00 |
| MVA to AFS Holdings After Tax | -1,036.01 | -1,036.01 | .00 | .00 | .00 |
| MVA to AFS Holdings Deferred Tax | -275.39 | -275.39 | .00 | .00 | .00 |
| HTM/NMO Trans From AFS MVA P/L | .00 | .00 | .00 | .00 | .00 |
| LTD Amortization Redeemed | .00 | .00 | .00 | .00 | .00 |
| LTD Accretion Redeemed | .00 | .00 | .00 | .00 | .00 |
| LTD DI Accrued Redeemed | .00 | .00 | .00 | .00 | .00 |
| LTD BVI Redeemed | .00 | .00 | .00 | .00 | .00 |
| Original Cost Redeemed | .00 | .00 | .00 | .00 | .00 |
| Sales Profit/Loss | .00 | .00 | .00 | .00 | .00 |
| BOOK VALUE | Total | AFS | HFT | HTM | FVO |
| Beginning Balance | 2,319,656.05 | 1,333,000.00 | .00 | 986,656.05 | .00 |
| + Purchases | .00 | .00 | .00 | .00 | .00 |
| + Pay-up | .00 | .00 | .00 | .00 | .00 |
| + Discount Int | .00 | .00 | .00 | .00 | .00 |
| - Sales | .00 | .00 | .00 | .00 | .00 |
| - Paydowns | .00 | .00 | .00 | .00 | .00 |
| - Maturity/Call/Put | .00 | .00 | .00 | .00 | .00 |
| + Accretion | .00 | .00 | .00 | .00 | .00 |
| + Accret Payup/Pdwn | .00 | .00 | .00 | .00 | .00 |
| - Amortization | .00 | .00 | .00 | .00 | .00 |
| - Amort Payup/Pdwn | .00 | .00 | .00 | .00 | .00 |
| +/- Book Value Income | .00 | .00 | .00 | .00 | .00 |
| +/- BVI Payup/Pdwn | .00 | .00 | .00 | .00 | .00 |
| +/- Transferred Book | .00 | .00 | .00 | .00 | .00 |
| +/- Book Value Adj. | .00 | .00 | .00 | .00 | .00 |
| +/- Amort/Accrete Adj. | .00 | .00 | .00 | .00 | .00 |
| Ending Balance | 2,319,656.05 | 1,333,000.00 | .00 | 986,656.05 | .00 |

As of Date: 12/31/2019 Last: 11/30/2019

Baseline Date: December 23, 2019

500 CERTIF OF DEPOSIT

| RECONCILING TOTALS | Total | AFS | HFT | HTM | FVO |
|------------------------------|--------------|--------------|-----|--------------|-----|
| Original Face | 2,321,000.00 | 1,333,000.00 | .00 | 988,000.00 | .00 |
| Par Value/Current Face | 2,321,000.00 | 1,333,000.00 | .00 | 988,000.00 | .00 |
| Principal Cost | 2,319,162.50 | 1,333,000.00 | .00 | 986,162.50 | .00 |
| Principal Receivable | .00 | .00 | .00 | .00 | .00 |
| Interest Accrued | 13,970.50 | 8,841.83 | .00 | 5,128.67 | .00 |
| Interest Accrued-Capital | .00 | .00 | .00 | .00 | .00 |
| Interest Cost Outstanding | .00 | .00 | .00 | .00 | .00 |
| Interest Accrued DI | .00 | .00 | .00 | .00 | .00 |
| Interest Receivable | .00 | .00 | .00 | .00 | .00 |
| Interest Receivable-Cap | .00 | .00 | .00 | .00 | .00 |
| Amortized LTD | .00 | .00 | .00 | .00 | .00 |
| Accreted LTD | 493.55 | .00 | .00 | 493.55 | .00 |
| Book Value Income LTD | .00 | .00 | .00 | .00 | .00 |
| Unaccrued Interest (DI) | .00 | .00 | .00 | .00 | .00 |
| Unamortized | .00 | .00 | .00 | .00 | .00 |
| Unaccreted | 1,343.95 | .00 | .00 | 1,343.95 | .00 |
| Net Book Value | 2,319,656.05 | 1,333,000.00 | .00 | 986,656.05 | .00 |
| Market Value | 2,354,006.42 | 1,351,413.72 | .00 | 1,002,592.70 | .00 |
| AFS MVA Profit/Loss LTD | 18,413.72 | 18,413.72 | .00 | .00 | .00 |
| AFS MVA P/L After Tax LTD | 14,546.84 | 14,546.84 | .00 | .00 | .00 |
| AFS MVA P/L Deferred Tax LTD | 3,866.88 | 3,866.88 | .00 | .00 | .00 |
| Interest Accrued YTD | 58,905.17 | 35,738.08 | .00 | 23,167.09 | .00 |
| Interest Received YTD | 61,965.76 | 39,816.83 | .00 | 22,148.93 | .00 |
| Interest Recvd-Cap YTD | .00 | .00 | .00 | .00 | .00 |
| Interest Shortfall YTD | .00 | .00 | .00 | .00 | .00 |
| Amortized YTD | 606.24 | 606.24 | .00 | .00 | .00 |
| Paydown Amort YTD | .00 | .00 | .00 | .00 | .00 |
| Total Amortization YTD | 606.24 | 606.24 | .00 | .00 | .00 |
| Accretion YTD | 347.35 | .00 | .00 | 347.35 | .00 |
| Paydown Accrete YTD | .00 | .00 | .00 | .00 | .00 |
| Total Accretion YTD | 347.35 | .00 | .00 | 347.35 | .00 |
| Principal Shortfall YTD | .00 | .00 | .00 | .00 | .00 |
| Book Value Income YTD | .00 | .00 | .00 | .00 | .00 |
| Profit/Loss on Sales MTD | .00 | .00 | .00 | .00 | .00 |
| Profit/Loss on Sales YTD | .00 | .00 | .00 | .00 | .00 |
| Profit/Loss on Calls MTD | .00 | .00 | .00 | .00 | .00 |
| Profit/Loss on Calls YTD | .00 | .00 | .00 | .00 | .00 |
| BVI Gain/Loss on Sales MTD | .00 | .00 | .00 | .00 | .00 |
| BVI Gain/Loss on Sales YTD | .00 | .00 | .00 | .00 | .00 |
| BVI Gain/Loss on Calls MTD | .00 | .00 | .00 | .00 | .00 |
| BVI Gain/Loss on Calls YTD | .00 | .00 | .00 | .00 | .00 |

As of Date: 12/31/2019 Last: 11/30/2019
 Baseline Date: December 23, 2019
 500 CERTIF OF DEPOSIT

| ----- | | | | | | |
|------------------------------------|-----------|----------|-----|----------|-----|-----|
| DELAYED PRINCIPAL RECEIVABLE | Total | AFS | HFT | HTM | FVO | |
| Beginning Balance | .00 | .00 | .00 | .00 | .00 | .00 |
| + New Delayed Payments | .00 | .00 | .00 | .00 | .00 | .00 |
| - Payments Received | .00 | .00 | .00 | .00 | .00 | .00 |
| +/- Transfers | .00 | .00 | .00 | .00 | .00 | .00 |
| Ending Balance | .00 | .00 | .00 | .00 | .00 | .00 |
| CURRENT INTEREST ACCRUAL | Total | AFS | HFT | HTM | FVO | |
| Beginning Balance | 13,970.50 | 8,841.83 | .00 | 5,128.67 | .00 | .00 |
| + Accruals | .00 | .00 | .00 | .00 | .00 | .00 |
| + Accruals-Capital | .00 | .00 | .00 | .00 | .00 | .00 |
| + Interest Purchased | .00 | .00 | .00 | .00 | .00 | .00 |
| + Interest Purch-Cap | .00 | .00 | .00 | .00 | .00 | .00 |
| - Payments Due | .00 | .00 | .00 | .00 | .00 | .00 |
| - Payments Due-Cap | .00 | .00 | .00 | .00 | .00 | .00 |
| - Interest Sold | .00 | .00 | .00 | .00 | .00 | .00 |
| - Interest Sold-Cap | .00 | .00 | .00 | .00 | .00 | .00 |
| +/- Transfers | .00 | .00 | .00 | .00 | .00 | .00 |
| Ending Balance | 13,970.50 | 8,841.83 | .00 | 5,128.67 | .00 | .00 |
| DELAYED INTEREST RECEIVABLE | Total | AFS | HFT | HTM | FVO | |
| Beginning Balance | .00 | .00 | .00 | .00 | .00 | .00 |
| + New Delayed Payments | .00 | .00 | .00 | .00 | .00 | .00 |
| + New Delayed Pmts-Cap | .00 | .00 | .00 | .00 | .00 | .00 |
| - Payments Received | .00 | .00 | .00 | .00 | .00 | .00 |
| - Payments Rcvd-Cap | .00 | .00 | .00 | .00 | .00 | .00 |
| +/- Transfers | .00 | .00 | .00 | .00 | .00 | .00 |
| Ending Balance | .00 | .00 | .00 | .00 | .00 | .00 |
| HTM/NMO TRANSFERS FROM AFS | Total | AFS | HFT | HTM | FVO | |
| Beginning Balance Unearned Mkt Adj | .00 | .00 | .00 | .00 | .00 | .00 |
| +/- Transfers Up/(Down) | .00 | .00 | .00 | .00 | .00 | .00 |
| +/- Sales/Mkt Adj | .00 | .00 | .00 | .00 | .00 | .00 |
| +/- MTD Write-Off Up/(Down) | .00 | .00 | .00 | .00 | .00 | .00 |
| Ending Balance | .00 | .00 | .00 | .00 | .00 | .00 |

As of Date: 12/31/2019 Last: 11/30/2019

Baseline Date: December 23, 2019

*** Total

| Supplemental Entries | Total | AFS | HFT | HTM | FVO |
|----------------------------------|---------------|---------------|------------|--------------|------------|
| Interest Accrued | 4,553.38 | 4,553.38 | .00 | .00 | .00 |
| Interest Accrued-Capital | .00 | .00 | .00 | .00 | .00 |
| Interest Accrued DI | .00 | .00 | .00 | .00 | .00 |
| Interest Shortfall | .00 | .00 | .00 | .00 | .00 |
| Amortization | 648.86 | 648.86 | .00 | .00 | .00 |
| Accretion | -.24 | -.24 | .00 | .00 | .00 |
| Book Value Income | .00 | .00 | .00 | .00 | .00 |
| Paydown Accretion | 11.94 | 11.94 | .00 | .00 | .00 |
| Paydown Amortization | 90.21 | 90.21 | .00 | .00 | .00 |
| Principal Shortfall | .00 | .00 | .00 | .00 | .00 |
| MVA to AFS Holdings Profit/Loss | -36,262.81 | -36,262.81 | .00 | .00 | .00 |
| MVA to AFS Holdings After Tax | -28,647.63 | -28,647.63 | .00 | .00 | .00 |
| MVA to AFS Holdings Deferred Tax | -7,615.19 | -7,615.19 | .00 | .00 | .00 |
| HTM/NMO Trans From AFS MVA P/L | .00 | .00 | .00 | .00 | .00 |
| LTD Amortization Redeemed | 180.40 | 180.40 | .00 | .00 | .00 |
| LTD Accretion Redeemed | 17.61 | 17.61 | .00 | .00 | .00 |
| LTD DI Accrued Redeemed | .00 | .00 | .00 | .00 | .00 |
| LTD BVI Redeemed | .00 | .00 | .00 | .00 | .00 |
| Original Cost Redeemed | 12,468.21 | 12,468.21 | .00 | .00 | .00 |
| Sales Profit/Loss | .00 | .00 | .00 | .00 | .00 |
| BOOK VALUE | Total | AFS | HFT | HTM | FVO |
| Beginning Balance | 26,389,071.49 | 23,809,953.93 | .00 | 2,579,117.56 | .00 |
| + Purchases | 4,901,474.68 | 4,901,474.68 | .00 | .00 | .00 |
| + Pay-up | .00 | .00 | .00 | .00 | .00 |
| + Discount Int | .00 | .00 | .00 | .00 | .00 |
| - Sales | .00 | .00 | .00 | .00 | .00 |
| - Paydowns | 12,305.42 | 12,305.42 | .00 | .00 | .00 |
| - Maturity/Call/Put | .00 | .00 | .00 | .00 | .00 |
| + Accretion | -.24 | -.24 | .00 | .00 | .00 |
| + Accret Payup/Pdwn | 11.94 | 11.94 | .00 | .00 | .00 |
| - Amortization | 648.86 | 648.86 | .00 | .00 | .00 |
| - Amort Payup/Pdwn | 90.21 | 90.21 | .00 | .00 | .00 |
| +/- Book Value Income | .00 | .00 | .00 | .00 | .00 |
| +/- BVI Payup/Pdwn | .00 | .00 | .00 | .00 | .00 |
| +/- Transferred Book | .00 | .00 | .00 | .00 | .00 |
| +/- Book Value Adj. | .00 | .00 | .00 | .00 | .00 |
| +/- Amort/Accrete Adj. | .00 | .00 | .00 | .00 | .00 |
| Ending Balance | 31,277,513.38 | 28,698,395.82 | .00 | 2,579,117.56 | .00 |

As of Date: 12/31/2019 Last: 11/30/2019

Baseline Date: December 23, 2019

*** Total

| RECONCILING TOTALS | Total | AFS | HFT | HTM | FVO |
|------------------------------|---------------|---------------|-----|--------------|-----|
| Original Face | 80,970,153.00 | 77,817,153.00 | .00 | 3,153,000.00 | .00 |
| Par Value/Current Face | 31,106,324.09 | 28,542,030.33 | .00 | 2,564,293.76 | .00 |
| Principal Cost | 31,356,531.81 | 28,763,176.93 | .00 | 2,593,354.88 | .00 |
| Principal Receivable | 26,695.14 | 26,695.14 | .00 | .00 | .00 |
| Interest Accrued | 126,037.90 | 111,857.50 | .00 | 14,180.40 | .00 |
| Interest Accrued-Capital | .00 | .00 | .00 | .00 | .00 |
| Interest Cost Outstanding | 13,916.53 | 13,916.53 | .00 | .00 | .00 |
| Interest Accrued DI | 86,538.76 | 86,538.76 | .00 | .00 | .00 |
| Interest Receivable | 2,702.55 | 2,702.55 | .00 | .00 | .00 |
| Interest Receivable-Cap | .00 | .00 | .00 | .00 | .00 |
| Amortized LTD | 209,112.18 | 194,288.13 | .00 | 14,824.05 | .00 |
| Accreted LTD | 43,554.99 | 42,968.26 | .00 | 586.73 | .00 |
| Book Value Income LTD | .00 | .00 | .00 | .00 | .00 |
| Unaccrued Interest (DI) | 115,429.64 | 115,429.64 | .00 | .00 | .00 |
| Unamortized | 368,669.86 | 352,314.64 | .00 | 16,355.22 | .00 |
| Unaccrued | 82,050.93 | 80,519.51 | .00 | 1,531.42 | .00 |
| Net Book Value | 31,277,513.38 | 28,698,395.82 | .00 | 2,579,117.56 | .00 |
| Market Value | 31,503,715.44 | 28,905,070.54 | .00 | 2,598,644.90 | .00 |
| AFS MVA Profit/Loss LTD | 206,674.72 | 206,674.72 | .00 | .00 | .00 |
| AFS MVA P/L After Tax LTD | 163,273.01 | 163,273.01 | .00 | .00 | .00 |
| AFS MVA P/L Deferred Tax LTD | 43,401.71 | 43,401.71 | .00 | .00 | .00 |
| Interest Accrued YTD | 834,613.03 | 772,118.99 | .00 | 62,494.04 | .00 |
| Interest Received YTD | 847,436.45 | 785,837.07 | .00 | 61,599.38 | .00 |
| Interest Recvd-Cap YTD | .00 | .00 | .00 | .00 | .00 |
| Interest Shortfall YTD | 3,173.70 | 3,173.70 | .00 | .00 | .00 |
| Amortized YTD | 66,211.95 | 62,616.36 | .00 | 3,595.59 | .00 |
| Paydown Amort YTD | 64,358.81 | 60,986.00 | .00 | 3,372.81 | .00 |
| Total Amortization YTD | 130,570.76 | 123,602.36 | .00 | 6,968.40 | .00 |
| Accretion YTD | 19,908.60 | 19,527.94 | .00 | 380.66 | .00 |
| Paydown Accrete YTD | 6,370.57 | 6,370.57 | .00 | .00 | .00 |
| Total Accretion YTD | 26,279.17 | 25,898.51 | .00 | 380.66 | .00 |
| Principal Shortfall YTD | .00 | .00 | .00 | .00 | .00 |
| Book Value Income YTD | .00 | .00 | .00 | .00 | .00 |
| Profit/Loss on Sales MTD | .00 | .00 | .00 | .00 | .00 |
| Profit/Loss on Sales YTD | 3,847.61 | 3,847.61 | .00 | .00 | .00 |
| Profit/Loss on Calls MTD | .00 | .00 | .00 | .00 | .00 |
| Profit/Loss on Calls YTD | .00 | .00 | .00 | .00 | .00 |
| BVI Gain/Loss on Sales MTD | .00 | .00 | .00 | .00 | .00 |
| BVI Gain/Loss on Sales YTD | .00 | .00 | .00 | .00 | .00 |
| BVI Gain/Loss on Calls MTD | .00 | .00 | .00 | .00 | .00 |
| BVI Gain/Loss on Calls YTD | .00 | .00 | .00 | .00 | .00 |

As of Date: 12/31/2019 Last: 11/30/2019

Baseline Date: December 23, 2019

*** Total

| ----- | Total | AFS | HFT | HTM | FVO |
|-------------------------------------|------------|------------|-----|-----------|-----|
| DELAYED PRINCIPAL RECEIVABLE | | | | | |
| Beginning Balance | 26,695.14 | 26,695.14 | .00 | .00 | .00 |
| + New Delayed Payments | .00 | .00 | .00 | .00 | .00 |
| - Payments Received | .00 | .00 | .00 | .00 | .00 |
| +/- Transfers | .00 | .00 | .00 | .00 | .00 |
| Ending Balance | 26,695.14 | 26,695.14 | .00 | .00 | .00 |
| CURRENT INTEREST ACCRUAL | | | | | |
| Beginning Balance | 108,613.92 | 94,433.52 | .00 | 14,180.40 | .00 |
| + Accruals | 4,553.38 | 4,553.38 | .00 | .00 | .00 |
| + Accruals-Capital | .00 | .00 | .00 | .00 | .00 |
| + Interest Purchased | 19,181.48 | 19,181.48 | .00 | .00 | .00 |
| + Interest Purch-Cap | .00 | .00 | .00 | .00 | .00 |
| - Payments Due | 6,310.88 | 6,310.88 | .00 | .00 | .00 |
| - Payments Due-Cap | .00 | .00 | .00 | .00 | .00 |
| - Interest Sold | .00 | .00 | .00 | .00 | .00 |
| - Interest Sold-Cap | .00 | .00 | .00 | .00 | .00 |
| +/- Transfers | .00 | .00 | .00 | .00 | .00 |
| Ending Balance | 126,037.90 | 111,857.50 | .00 | 14,180.40 | .00 |
| DELAYED INTEREST RECEIVABLE | | | | | |
| Beginning Balance | 2,702.55 | 2,702.55 | .00 | .00 | .00 |
| + New Delayed Payments | .00 | .00 | .00 | .00 | .00 |
| + New Delayed Pmts-Cap | .00 | .00 | .00 | .00 | .00 |
| - Payments Received | -1.14 | -1.14 | .00 | .00 | .00 |
| - Payments Rcvd-Cap | .00 | .00 | .00 | .00 | .00 |
| +/- Transfers | .00 | .00 | .00 | .00 | .00 |
| Ending Balance | 2,702.55 | 2,702.55 | .00 | .00 | .00 |
| HTM/NMO TRANSFERS FROM AFS | | | | | |
| Beginning Balance Unearned Mkt Adj | .00 | .00 | .00 | .00 | .00 |
| +/- Transfers Up/(Down) | .00 | .00 | .00 | .00 | .00 |
| +/- Sales/Mkt Adj | .00 | .00 | .00 | .00 | .00 |
| +/- MTD Write-Off Up/(Down) | .00 | .00 | .00 | .00 | .00 |
| Ending Balance | .00 | .00 | .00 | .00 | .00 |

Accrual Detail Report

SAMPLE PORTFOLIO
CITY, WI

InTrader (accrual)

Last : 11/30/2019

As-of: 12/31/2019

1999 199999

| Cusip Ticket | Description Rate Maturity Intn | Par/Current Face Principal Cost | Sch Clc | Day Dly | PC RC | Prch Dt Issued | Last Int Dt Next Int Dt | -----Amount -----Amount | Daily Accrual Accrued to Dt | MTD Accrual YTD Accrual |
|--|--|---------------------------------|---------|---------|-------|----------------|-------------------------|---------------------------|-----------------------------|-------------------------|
| ReportSequence: Accounting Group, Intention Code, Cusip, Ticket | | | | | | | | | | |
| Group 100 | | | | | | | | | | |
| 9128283V0 | US TREASURY NOTE | 500,000.00 | jj | 31 | na | 12/11/19 | 07/31/19 | .00 | 33.97 | 713.32 |
| 198063341 | 2.50000 01/31/2025 AFS | 505,000.00 | g | | na | 01/31/18 | 01/31/20 | 6,250.00 | 5,230.98 | 713.32 |
| | | | | | | | | Interest Cost Outstanding | 4,517.66 | |
| 9128285S5 | US TREASURY NOTE | 500,000.00 | jd | 31 | na | 12/02/19 | 12/31/19 | 6,250.00 | 34.34 | 1,019.39 |
| 198063340 | 2.50000 12/31/2020 AFS | 503,750.00 | g | | na | 12/31/18 | 06/30/20 | 6,250.00 | 34.34 | 1,019.39 |
| 912828V98 | US TREASURY NOTE | 500,000.00 | fa | 15 | na | 12/20/19 | 08/15/19 | .00 | 30.57 | 366.85 |
| 198063342 | 2.25000 02/15/2027 AFS | 502,500.00 | g | | na | 02/15/17 | 02/15/20 | 5,625.00 | 4,249.32 | 366.85 |
| | | | | | | | | Interest Cost Outstanding | 3,882.47 | |
| Group 200 | | | | | | | | | | |
| 3128Q0FZ5 | FREDDIE MAC POOL #J19184 | 1,045,373.40 | mo | 01 | na | 12/27/19 | 12/01/19 | .00 | 72.60 | 290.38 |
| 198063345 | 2.50000 05/01/2027 AFS | 1,059,740.89 | b | 15 | na | 05/01/12 | 01/01/20 | 2,177.86 | 2,177.86 | 290.38 |
| | | | | | | | | Interest Cost Outstanding | 1,887.48 | |
| 31294MCU3 | FREDDIE MAC GOLD POOL #E02783 | 107,950.40 | mo | 01 | na | 07/17/12 | 12/01/19 | 365.85 | 11.99 | 359.83 |
| 160031234 | 4.00000 09/01/2025 AFS | 114,865.70 | b | 15 | na | 09/01/10 | 01/01/20 | 359.83 | 359.83 | 4,948.20 |
| 3138L3FS9 | FANNIE MAE DUS POOL #AM2876 | .00 | mo | 01 | na | 11/06/17 | 12/01/19 | 1,849.46 | .00 | .00 |
| 160052180 | 2.50000 06/01/2021 AFS | .00 | c | 25 | na | 03/01/13 | 01/01/20 | .00 | .00 | 20,776.50 |
| 3138LABT5 | FANNIE MAE DUS POOL #AM9049 | 1,043,385.18 | mo | 01 | na | 11/08/17 | 12/01/19 | 2,656.35 | 88.40 | 2,740.34 |
| 160052181 | 3.05000 06/01/2025 AFS | 1,108,270.70 | c | 25 | na | 06/01/15 | 01/01/20 | 2,740.34 | 2,740.34 | 32,545.08 |
| 3138W9RK8 | FANNIE MAE POOL #AS0489 | 162,710.14 | mo | 01 | na | 04/25/14 | 12/01/19 | 345.85 | 11.30 | 338.98 |
| 160037654 | 2.50000 09/01/2028 AFS | 162,913.53 | b | 25 | na | 08/01/13 | 01/01/20 | 338.98 | 338.98 | 4,555.74 |
| 31418A6Z6 | FANNIE MAE POOL #MA1787 | 1,079,588.79 | mo | 01 | na | 12/23/19 | 12/01/19 | .00 | 74.97 | 599.77 |
| 198063343 | 2.50000 02/01/2024 AFS | 1,089,246.01 | b | 25 | na | 01/01/14 | 01/01/20 | 2,249.14 | 2,249.14 | 599.77 |
| | | | | | | | | Interest Cost Outstanding | 1,649.37 | |
| 31418AXP8 | FANNIE MAE POOL #MA1585 | 291,935.16 | mo | 01 | na | 08/16/13 | 12/01/19 | 504.34 | 16.22 | 486.56 |
| 160035778 | 2.00000 09/01/2023 AFS | 292,756.23 | b | 25 | na | 08/01/13 | 01/01/20 | 486.56 | 486.56 | 7,179.48 |
| 31418NYE4 | FANNIE MAE POOL #AD1608 | 336,103.59 | mo | 01 | na | 04/18/16 | 12/01/19 | 1,150.41 | 37.35 | 1,120.35 |
| 160043799 | 4.00000 02/01/2025 AFS | 357,740.26 | b | 25 | na | 02/01/10 | 01/01/20 | 1,120.35 | 1,120.35 | 16,193.86 |
| 31419AYS0 | FANNIE MAE POOL #AE0720 | 1,197,712.10 | mo | 01 | na | 12/18/19 | 12/01/19 | .00 | 116.44 | 1,513.78 |
| 198063344 | 3.50000 01/01/2026 AFS | 1,241,237.78 | b | 25 | na | 12/01/10 | 01/01/20 | 3,493.33 | 3,493.33 | 1,513.78 |
| | | | | | | | | Interest Cost Outstanding | 1,979.55 | |
| 36179MBC3 | GINNIE MAE POOL #MA0035 ARM | 45,805.61 | mo | 01 | na | 06/29/12 | 12/01/19 | 151.48 | 4.93 | 147.91 |
| 160031373 | 3.87500V 04/20/2042 AFS | 48,747.25 | b | 20 | na | 04/01/12 | 01/01/20 | 147.91 | 147.91 | 2,030.57 |
| | VAR Rates: (11/01-- 03.875), (12/01-- 03.875). | | | | | | | | | |
| 36225EQ47 | GINNIE MAE II POOL #82274 ARM | 105,861.54 | mo | 01 | na | 11/01/17 | 12/01/19 | 353.96 | 11.76 | 352.87 |
| 160052182 | 4.00000V 01/20/2039 AFS | 109,169.71 | b | 20 | na | 01/01/09 | 01/01/20 | 352.87 | 352.87 | 4,282.72 |
| | VAR Rates: (04/01-- 04.000). | | | | | | | | | |
| 36241K4V7 | GINNIE MAE POOL #782636 | 85,596.56 | mo | 01 | na | 01/14/11 | 12/01/19 | 297.15 | 9.51 | 285.32 |
| 159002553 | 4.00000 04/15/2024 AFS | 89,582.15 | b | 15 | na | 04/01/09 | 01/01/20 | 285.32 | 285.32 | 4,061.80 |



Accrual Detail Report

SAMPLE PORTFOLIO
CITY, WI

InTrader (accrual)

Last : 11/30/2019

As-of: 12/31/2019

1999 199999

| Cusip Ticket | Description Rate Maturity Intn | Par/Current Face Principal Cost | Sch Clc | Day Dly | PC RC | Prch Dt Issued | Last Int Dt Next Int Dt | -----Amount -----Amount | Daily Accrual Accrued to Dt | MTD Accrual YTD Accrual |
|--|--------------------------------|---------------------------------|---------|---------|-------|----------------|-------------------------|-------------------------|-----------------------------|-------------------------|
| Group 200 | | | | | | | | | | |
| 3138EKZN8 | FANNIE MAE POOL #AL3448 ARM | 161,293.76 | mo | 01 | na | 04/24/13 | 12/01/19 | 626.55 | 20.22 | 606.73 |
| 160034395 | 4.51400V 04/01/2038 HTM | 173,794.03 | b | 25 | na | 04/01/13 | 01/01/20 | 606.73 | 606.73 | 8,266.95 |
| VAR Rates: (11/01-- 04.628), (12/01-- 04.514). | | | | | | | | | | |
| Group 220 | | | | | | | | | | |
| 3136A2EW9 | FANNIE MAE CMO SERIES 2011-113 | 110,150.29 | mo | 25 | na | 02/07/14 | 12/25/19 | 184.08 | 6.25 | 182.60 |
| 160037186 | 2.04200V 11/25/2026 AFS | 110,009.19 | b | | na | 10/25/11 | 01/25/20 | 187.44 | 37.49 | 3,303.33 |
| VAR Rates: (11/25-- 01.958), (12/25-- 02.042). | | | | | | | | | | |
| 3136A87J3 | FANNIE MAE CMO SERIES 2012-M15 | 151,028.38 | mo | 01 | na | 05/28/13 | 12/01/19 | 325.68 | 10.83 | 307.30 |
| 160046356 | 2.58200V 10/25/2022 AFS | 155,370.45 | b | 25 | na | 10/01/12 | 01/01/20 | 324.96 | 324.96 | 7,401.72 |
| VAR Rates: (11/01-- 02.582). | | | | | | | | | | |
| 3136ARQ76 | FANNIE MAE ACES CMO 2016-M5 | 273,617.00 | mo | 01 | na | 05/31/16 | 12/01/19 | 621.94 | 19.50 | 557.36 |
| 160046357 | 2.56600V 04/25/2023 AFS | 274,429.30 | c | 25 | na | 05/01/16 | 01/01/20 | 604.59 | 604.59 | 10,179.43 |
| VAR Rates: (11/01-- 02.566). | | | | | | | | | | |
| 3136ATX33 | FANNIE MAE ACES CMO SERIES | 945,495.25 | mo | 25 | na | 02/08/17 | 12/25/19 | 1,896.64 | 63.18 | 1,971.81 |
| 159004261 | 2.40560V 08/25/2028 AFS | 945,495.25 | c | | fb | 09/25/16 | 01/25/20 | 1,958.58 | 442.26 | 28,744.39 |
| VAR Rates: (11/25-- 02.406). | | | | | | | | | | |
| 3137AME60 | FREDDIE MAC CMO SERIES K017 | 4,662,748.80 | mo | 01 | na | 10/25/17 | 12/01/19 | 11,186.43 | 372.11 | 11,163.40 |
| 160052186 | 2.87300 12/01/2021 AFS | 4,750,175.34 | b | 25 | na | 03/01/12 | 01/01/20 | 11,163.40 | 11,163.40 | 138,586.06 |
| 3137BYMP2 | FREDDIE MAC CMO SERIES KJ14 | 631,522.78 | mo | 01 | na | 11/20/17 | 12/01/19 | 1,161.13 | 38.54 | 1,156.21 |
| 164021598 | 2.19700 11/25/2023 AFS | 627,378.41 | b | 25 | na | 06/01/17 | 01/01/20 | 1,156.21 | 1,156.21 | 28,562.78 |
| 31394CGV8 | FANNIE MAE CMO SERIES 2005-13 | 87,253.21 | mo | 25 | na | 10/01/08 | 12/25/19 | 154.53 | 5.31 | 155.50 |
| 159000664 | 2.19200V 03/25/2035 AFS | 87,253.21 | b | | na | 02/25/05 | 01/25/20 | 159.38 | 31.88 | 2,469.25 |
| VAR Rates: (11/25-- 02.108), (12/25-- 02.192). | | | | | | | | | | |
| 31394LMW9 | FREDDIE MAC CMO SERIES 2712 | 79,979.91 | mo | 01 | na | 07/17/12 | 12/01/19 | 311.89 | 10.00 | 299.92 |
| 160031370 | 4.50000 11/15/2023 AFS | 86,727.82 | b | 15 | na | 11/01/03 | 01/01/20 | 299.92 | 299.92 | 4,388.66 |
| 38373VY46 | GINNIE MAE CMO SERIES 2002-77 | 18,294.89 | mo | 16 | na | 04/01/12 | 12/16/19 | 35.10 | 1.13 | 34.47 |
| 160029753 | 2.21975V 11/16/2032 AFS | 18,386.36 | b | | na | 11/16/02 | 01/16/20 | 33.84 | 16.92 | 554.85 |
| VAR Rates: (11/16-- 02.243), (12/16-- 02.220). | | | | | | | | | | |
| 38373VY46 | GINNIE MAE CMO SERIES 2002-77 | 18,294.89 | mo | 16 | na | 11/16/17 | 12/16/19 | 35.10 | 1.13 | 34.47 |
| 198051872 | 2.21975V 11/16/2032 AFS | 18,340.63 | b | | na | 11/16/02 | 01/16/20 | 33.84 | 16.92 | 554.85 |
| VAR Rates: (11/16-- 02.243), (12/16-- 02.220). | | | | | | | | | | |
| 38377YWD8 | GINNIE MAE CMO SERIES 2011-140 | 344,481.58 | mo | 01 | na | 08/28/18 | 12/01/19 | 604.47 | 19.14 | 574.14 |
| 209001907 | 2.00000 08/16/2039 AFS | 344,481.58 | b | 16 | na | 10/01/01 | 01/01/20 | 574.14 | 574.14 | 8,381.71 |
| 38378ER62 | GINNIE MAE CMO SERIES 2012-81 | 138,206.89 | mo | 01 | na | 07/27/12 | 12/01/19 | 185.38 | 5.76 | 172.76 |
| 160031374 | 1.50000 04/20/2027 AFS | 139,200.60 | b | 20 | na | 06/01/12 | 01/01/20 | 172.76 | 172.76 | 2,474.62 |
| 38381XVN3 | GINNIE MAE CMO SERIES 19-99 | 983,243.52 | mo | 01 | na | 10/31/19 | 12/01/19 | 2,469.81 | 81.94 | 2,458.11 |
| 198061575 | 3.00000 08/01/2049 AFS | 997,800.13 | b | 20 | na | 08/01/19 | 01/01/20 | 2,458.11 | 2,458.11 | 4,927.92 |



Accrual Detail Report

SAMPLE PORTFOLIO
CITY, WI

InTrader (accrual)

Last : 11/30/2019

As-of: 12/31/2019

1999 199999

| Cusip Ticket | Description | Maturity | Intrn | Par/Current Face Principal Cost | Sch Clc | Day Dly | PC RC | Prch Dt Issued | Last Int Dt Next Int Dt | -----Amount -----Amount | Daily Accrual Accrued to Dt | MTD Accrual YTD Accrual |
|--|-----------------------------|----------|-------|---------------------------------|---------|---------|-------|----------------|-------------------------|----------------------------|--------------------------------|----------------------------|
| Group 220 | | | | | | | | | | | | |
| 38381XVN3 | GINNIE MAE CMO SERIES 19-99 | | | 1,474,865.28 | mo | 01 | na | 10/31/19 | 12/01/19 | 3,704.71 | 122.91 | 3,687.16 |
| 198061576 | 3.00000 08/01/2049 AFS | | | 1,496,700.20 | b | 20 | na | 08/01/19 | 01/01/20 | 3,687.16 | 3,687.16 | 7,391.87 |
| Group 230 | | | | | | | | | | | | |
| 3133EGAH8 | FEDERAL FARM CREDIT BANK | | | 500,000.00 | mn | 17 | na | 11/17/17 | 11/17/19 | 3,875.00 | 21.53 | 645.83 |
| 160052190 | 1.55000 05/17/2021 AFS | | | 491,875.00 | b | | na | 05/17/16 | 05/17/20 | 3,875.00 | 947.22 | 7,750.00 |
| 3134G94U8 | FREDDIE MAC | | | 750,000.00 | fa | 24 | na | 11/24/17 | 08/24/19 | 7,500.00 | 41.67 | 1,250.00 |
| 160052192 | 2.00000 08/24/2026 AFS | | | 698,437.50 | b | | na | 08/24/16 | 02/24/20 | 7,500.00 | 5,291.67 | 15,000.00 |
| 3136G1H28 | FANNIE MAE | | | 1,000,000.00 | ms | 28 | na | 03/28/13 | 09/28/19 | 8,500.00 | 47.22 | 1,416.67 |
| 160033762 | 1.70000 09/28/2020 AFS | | | 980,000.00 | b | | na | 03/28/13 | 03/28/20 | 8,500.00 | 4,391.67 | 17,000.00 |
| 3136G35N1 | FANNIE MAE | | | 500,000.00 | ms | 21 | na | 11/20/17 | 09/21/19 | 5,625.00 | 31.25 | 937.50 |
| 160052191 | 2.25000 09/21/2028 AFS | | | 466,062.50 | b | | na | 09/21/16 | 03/21/20 | 5,625.00 | 3,125.00 | 11,250.00 |
| 83162CTN3 | SMALL BUSINESS | | | 402,383.46 | ms | 01 | na | 03/07/13 | 09/01/19 | 6,999.26 | 35.88 | 1,076.37 |
| 160052382 | ADMINISTRATION | | | 433,065.20 | b | | na | 09/15/10 | 03/01/20 | 6,458.25 | 4,305.50 | 13,815.23 |
| | 3.21000 09/01/2030 AFS | | | | | | | | | | | |
| 83165ARA4 | SMALL BUSINESS | | | 196,813.91 | mo | 01 | na | 01/29/15 | 12/01/19 | 900.85 | 28.70 | 861.06 |
| 198011705 | ADMINISTRATION | | | 227,074.05 | b | 55 | na | 09/01/14 | 01/01/20 | 861.06 | 861.06 | 12,957.69 |
| | 5.25000V 09/25/2039 AFS | | | | | | | | | | | |
| VAR Rates: (11/01-- 05.255), (12/01-- 05.250). | | | | | | | | | | | | |
| 83165ARA4 | SMALL BUSINESS | | | 196,813.91 | mo | 01 | na | 01/29/15 | 12/01/19 | 900.85 | 28.70 | 861.06 |
| 198011706 | ADMINISTRATION | | | 227,074.05 | b | 55 | na | 09/01/14 | 01/01/20 | 861.06 | 861.06 | 12,957.69 |
| | 5.25000V 09/25/2039 AFS | | | | | | | | | | | |
| VAR Rates: (11/01-- 05.255), (12/01-- 05.250). | | | | | | | | | | | | |
| 83165ARA4 | SMALL BUSINESS | | | 196,813.91 | mo | 01 | na | 01/29/15 | 12/01/19 | 900.85 | 28.70 | 861.06 |
| 198011707 | ADMINISTRATION | | | 227,074.05 | b | 55 | na | 09/01/14 | 01/01/20 | 861.06 | 861.06 | 12,957.69 |
| | 5.25000V 09/25/2039 AFS | | | | | | | | | | | |
| VAR Rates: (11/01-- 05.255), (12/01-- 05.250). | | | | | | | | | | | | |
| Group 300 | | | | | | | | | | | | |
| 003392HY6 | ABILENE KANSAS | | | 100,000.00 | ms | 01 | na | 08/01/16 | 09/01/19 | 2,150.00 | 11.94 | 358.33 |
| 160045147 | 4.30000 09/01/2027 AFS | | | 109,419.00 | b | | na | 04/28/10 | 03/01/20 | 2,150.00 | 1,433.33 | 4,300.00 |
| 022029KT8 | CITY OF ALTOONA WISCONSIN | | | 500,000.00 | jd | 01 | na | 11/17/17 | 12/01/19 | 4,375.00 | 24.31 | 729.17 |
| 160052195 | 1.75000 12/01/2022 AFS | | | 505,000.00 | b | | na | 09/15/16 | 06/01/20 | 4,375.00 | 729.17 | 8,750.00 |
| 045141TQ1 | ASHWAUBENON WISCONSIN | | | 840,000.00 | jd | 01 | na | 11/22/17 | 12/01/19 | 8,400.00 | 46.67 | 1,400.00 |
| 160052194 | 2.00000 06/01/2021 AFS | | | 859,941.60 | b | | na | 06/01/16 | 06/01/20 | 8,400.00 | 1,400.00 | 16,800.00 |
| 049721DT7 | ATTALLA ALABAMA | | | 500,000.00 | ms | 01 | na | 08/29/14 | 09/01/19 | 9,375.00 | 52.08 | 1,562.50 |
| 160044193 | 3.75000 09/01/2039 AFS | | | 499,600.00 | b | | na | 08/15/14 | 03/01/20 | 9,375.00 | 6,250.00 | 18,750.00 |



Accrual Detail Report

SAMPLE PORTFOLIO
CITY, WI

InTrader (accrual)

Last : 11/30/2019

As-of: 12/31/2019

1999 199999

| Cusip Ticket | Description | Rate | Maturity | Intrn | Par/Current Face Principal Cost | Sch Clc | Day Dly | PC RC | Prch Dt Issued | Last Int Dt Next Int Dt | -----Amount -----Amount | Daily Accrual Accrued to Dt | MTD Accrual YTD Accrual |
|------------------|-----------------------------|------------|----------|-------|---------------------------------|---------|---------|-------|----------------|-------------------------|----------------------------|--------------------------------|----------------------------|
| Group 300 | | | | | | | | | | | | | |
| 2131838N9 | COOK COUNTY ILLINOIS | | | | 500,000.00 | mn | 15 | na | 02/21/12 | 11/15/19 | 11,562.50 | 64.24 | 1,927.08 |
| 160028663 | 4.62500 | 11/15/2028 | AFS | | 527,975.00 | b | | na | 02/22/06 | 05/15/20 | 11,562.50 | 2,954.86 | 23,125.00 |
| 223223CR7 | COVINGTON INDIANA | | | | 300,000.00 | jj | 15 | na | 03/15/13 | 07/15/19 | 3,975.00 | 22.08 | 662.50 |
| 160033772 | 2.65000 | 07/15/2024 | AFS | | 302,289.00 | b | | na | 06/13/12 | 01/15/20 | 3,975.00 | 3,665.83 | 7,950.00 |
| 646720LA8 | NEW LONDON WISCONSIN | | | | 495,000.00 | jd | 01 | na | 06/27/19 | 12/01/19 | 6,352.50 | 41.25 | 1,237.50 |
| 160058527 | REVENUE | | | | 501,187.50 | b | | na | 06/27/19 | 06/01/20 | 7,425.00 | 1,237.50 | 7,590.00 |
| | 3.00000 | 12/01/2037 | AFS | | | | | | | | | | |
| 822516L57 | SHELDON TEXAS ZERO COUPON | | | | 470,000.00 | di | 15 | na | 12/08/11 | 12/08/11 | .00 | 29.81 | 1,023.76 |
| 160038212 | 3.50000 | 02/15/2028 | AFS | | 268,031.60 | b | | na | 12/01/11 | 02/15/28 | 201,968.40 | 86,538.76 | 12,091.93 |
| 866398FG0 | SUMNER COUNTY KANSAS | | | | 250,000.00 | ms | 01 | na | 08/01/16 | 09/01/19 | 4,062.50 | 22.57 | 677.08 |
| 160045145 | 3.25000 | 09/01/2025 | AFS | | 250,000.00 | b | | na | 09/01/11 | 03/01/20 | 4,062.50 | 2,708.33 | 8,125.00 |
| 869265YJ1 | SUSSEX COUNTY NEW JERSEY | | | | 150,000.00 | ms | 15 | na | 11/17/17 | 09/15/19 | 1,500.00 | 8.33 | 250.00 |
| 160052207 | 2.00000 | 03/15/2023 | AFS | | 150,000.00 | b | | na | 06/30/15 | 03/15/20 | 1,500.00 | 883.33 | 3,000.00 |
| 976622JE1 | WISCONSIN DELLS WISCONSIN | | | | 300,000.00 | ms | 01 | na | 11/15/17 | 09/01/19 | 2,400.00 | 13.33 | 400.00 |
| 160052197 | 1.60000 | 03/01/2024 | AFS | | 294,825.00 | b | | na | 08/15/16 | 03/01/20 | 2,400.00 | 1,600.00 | 4,800.00 |
| 12946RBB7 | CALEDONIA WISCONSIN REVENUE | | | | 110,000.00 | mn | 01 | na | 11/20/17 | 11/01/19 | 1,100.00 | 6.11 | 183.34 |
| 160052198 | 2.00000 | 05/01/2024 | HTM | | 109,913.10 | b | | na | 07/21/16 | 05/01/20 | 1,100.00 | 366.67 | 2,200.00 |
| 590230RM2 | CITY OF MERRILL WISCONSIN | | | | 200,000.00 | ao | 01 | na | 11/15/17 | 10/01/19 | 1,350.00 | 7.50 | 225.00 |
| 160052196 | 1.35000 | 10/01/2023 | HTM | | 200,000.00 | b | | na | 10/11/16 | 04/01/20 | 1,350.00 | 675.00 | 2,700.00 |
| 625056AD8 | TOWN OF MUKWONAGO WI | | | | 300,000.00 | fa | 01 | na | 11/30/17 | 08/01/19 | 1,725.00 | 9.58 | 287.50 |
| 160052193 | 1.15000 | 02/01/2020 | HTM | | 300,000.00 | b | | na | 02/10/16 | 02/01/20 | 1,725.00 | 1,437.50 | 3,450.00 |
| 94243TAZ9 | WATHENA KANSAS | | | | 100,000.00 | mn | 01 | na | 08/01/16 | 11/01/19 | 2,000.00 | 11.11 | 333.34 |
| 160045152 | 4.00000 | 05/01/2033 | HTM | | 100,000.00 | b | | na | 10/18/12 | 05/01/20 | 2,000.00 | 666.67 | 4,000.00 |
| 949544MQ0 | WELLINGTON KANSAS | | | | 155,000.00 | ms | 01 | na | 08/15/16 | 09/01/19 | 2,480.00 | 13.78 | 413.33 |
| 160045146 | 3.20000 | 09/01/2025 | HTM | | 154,806.25 | b | | na | 08/01/13 | 03/01/20 | 2,480.00 | 1,653.33 | 4,960.00 |
| Group 311 | | | | | | | | | | | | | |
| 256317DW5 | DODGE CITY KANSAS | | | | 125,000.00 | ao | 15 | na | 08/01/16 | 10/15/19 | 1,500.00 | 8.33 | 250.00 |
| 160045148 | 2.40000 | 04/15/2025 | AFS | | 129,687.50 | b | | na | 06/15/13 | 04/15/20 | 1,500.00 | 633.33 | 3,000.00 |
| 069467GR3 | BARTON COUNTY KANSAS | | | | 250,000.00 | fa | 01 | na | 07/15/16 | 08/01/19 | 3,750.00 | 20.83 | 625.00 |
| 160045149 | 3.00000 | 02/01/2028 | HTM | | 265,720.00 | b | | na | 05/16/13 | 02/01/20 | 3,750.00 | 3,125.00 | 7,500.00 |
| Group 320 | | | | | | | | | | | | | |
| 472904P21 | JEFFERSON COUNTY KENTUCKY | | | | 400,000.00 | mn | 01 | na | 08/03/16 | 11/01/19 | 10,250.00 | 56.94 | 1,708.34 |
| 160045159 | 5.12500 | 11/01/2029 | AFS | | 409,000.00 | b | | na | 11/01/10 | 05/01/20 | 10,250.00 | 3,416.67 | 20,500.00 |
| 478718D71 | JOHNSON COUNTY KANSAS | | | | 250,000.00 | ms | 01 | na | 07/01/16 | 09/01/19 | 5,625.00 | 31.25 | 937.50 |
| 160045151 | 4.50000 | 09/01/2021 | AFS | | 250,000.00 | b | | na | 07/01/10 | 03/01/20 | 5,625.00 | 3,750.00 | 11,250.00 |
| 563039AJ5 | MANHATTAN KANSAS TAXABLE | | | | 200,000.00 | jd | 01 | na | 08/15/16 | 12/01/19 | 5,482.00 | 30.46 | 913.67 |
| 160045150 | 5.48200 | 12/01/2020 | AFS | | 211,382.00 | b | | na | 12/01/09 | 06/01/20 | 5,482.00 | 913.67 | 10,964.00 |



Accrual Detail Report

SAMPLE PORTFOLIO
CITY, WI

InTrader (accrual)

Last : 11/30/2019

As-of: 12/31/2019

1999 199999

| Cusip Ticket | Description | Rate | Maturity | Intrn | Par/Current Face Principal Cost | Sch Clc | Day Dly | PC RC | Prch Dt Issued | Last Int Dt Next Int Dt | -----Amount -----Amount | Daily Accrual Accrued to Dt | MTD Accrual YTD Accrual |
|--|--------------------------------|------------|----------|-------|---------------------------------|---------|---------|-------|----------------|-------------------------|----------------------------|--------------------------------|----------------------------|
| Group 320 | | | | | | | | | | | | | |
| 675634JS9 | OCONOMOWOC WISCONSIN | | | | 150,000.00 | ao | 01 | na | 02/15/11 | 10/01/19 | 4,218.75 | 23.44 | 703.13 |
| 160020842 | 5.62500 | 04/01/2022 | AFS | | 150,000.00 | b | | na | 07/01/09 | 04/01/20 | 4,218.75 | 2,109.38 | 8,437.50 |
| 980694CG6 | VILLAGE OF WOODVILLE WI | | | | 115,000.00 | ms | 01 | na | 09/19/18 | 09/01/19 | 2,300.00 | 12.78 | 383.33 |
| 160055743 | 4.00000 | 03/01/2026 | AFS | | 114,997.70 | b | | na | 12/27/11 | 03/01/20 | 2,300.00 | 1,533.33 | 4,600.00 |
| 121709UL1 | BURLINGTON IOWA TAXABLE | | | | 100,000.00 | jd | 01 | na | 08/15/16 | 12/01/19 | 975.00 | 5.42 | 162.50 |
| 160045154 | 1.95000 | 06/01/2020 | HTM | | 100,907.00 | b | | na | 05/22/13 | 06/01/20 | 975.00 | 162.50 | 1,950.00 |
| 121709UM9 | BURLINGTON IOWA TAXABLE | | | | 200,000.00 | jd | 01 | na | 08/15/16 | 12/01/19 | 2,150.00 | 11.94 | 358.33 |
| 160045155 | 2.15000 | 06/01/2021 | HTM | | 202,052.00 | b | | na | 05/22/13 | 06/01/20 | 2,150.00 | 358.33 | 4,300.00 |
| Group 420 | | | | | | | | | | | | | |
| 38141EB81 | GOLDMAN SACHS GROUP INC | | | | 900,000.00 | fq | 29 | mf | 12/16/13 | 11/29/19 | 8,549.97 | 87.84 | 2,723.16 |
| 160039058 | 3.51375V | 11/29/2023 | AFS | | 908,910.00 | c | | mf | 11/29/13 | 02/28/20 | 7,993.78 | 2,898.85 | 36,750.63 |
| VAR Rates: (08/29-- 03.717), (09/30-- 03.717), (10/29-- 03.717), (11/29-- 03.514), (12/30-- 03.514). | | | | | | | | | | | | | |
| Group 500 | | | | | | | | | | | | | |
| 02589AAT9 | AMERICAN EXPRESS NATIONAL BANK | | | | 245,000.00 | jj | 10 | na | 07/10/18 | 07/10/19 | 4,009.27 | 22.15 | 686.67 |
| 160054570 | 3.30000 | 07/10/2023 | AFS | | 245,000.00 | h | | na | 07/10/18 | 01/10/20 | 4,075.73 | 3,876.37 | 8,085.00 |
| 36163FNH2 | GE CAPITAL BANK | | | | .00 | jd | 05 | na | 12/01/17 | 12/05/19 | 2,496.82 | .00 | 54.57 |
| 198048641 | 2.00000 | 12/05/2019 | AFS | | .00 | h | | na | 12/05/14 | 12/05/19 | .00 | .00 | 4,611.62 |
| 38148PBG1 | GOLDMAN SACHS BANK | | | | 100,000.00 | fa | 24 | na | 01/31/17 | 08/24/19 | 942.19 | 5.21 | 161.37 |
| 198030054 | 1.90000 | 02/24/2022 | AFS | | 100,000.00 | h | | na | 02/24/16 | 02/24/20 | 957.81 | 676.71 | 1,900.00 |
| 38148PGM3 | GOLDMAN SACHS BANK USA | | | | 249,000.00 | fa | 03 | na | 12/01/17 | 08/03/19 | 2,346.06 | 12.96 | 401.81 |
| 198048644 | 1.90000 | 08/03/2023 | AFS | | 249,000.00 | h | | na | 08/03/16 | 02/03/20 | 2,384.94 | 1,957.21 | 4,731.00 |
| 87165ELR6 | SYNCHRONY BANK | | | | 245,000.00 | fa | 17 | na | 03/03/17 | 08/17/19 | 3,037.33 | 16.78 | 520.20 |
| 198030555 | 2.50000 | 02/20/2024 | AFS | | 245,000.00 | h | | na | 02/17/17 | 02/17/20 | 3,087.67 | 2,298.97 | 6,125.00 |
| 9497486H5 | WELLS FARGO BANK NA | | | | 249,000.00 | mo | 30 | na | 12/01/17 | 12/30/19 | 327.45 | 10.92 | 338.36 |
| 198048643 | 1.60000 | 06/30/2021 | AFS | | 249,000.00 | h | | na | 06/30/16 | 01/30/20 | 338.37 | 21.83 | 3,984.01 |
| 949763AM8 | WELLS FARGO BANK NA | | | | 245,000.00 | mo | 31 | na | 08/31/16 | 12/31/19 | 332.93 | 10.74 | 332.93 |
| 159004238 | 1.60000 | 08/31/2021 | AFS | | 245,000.00 | h | | na | 08/31/16 | 01/31/20 | 332.93 | 10.74 | 3,919.98 |
| 061785CM1 | BANK OF DEERFIELD | | | | 250,000.00 | mo | 30 | na | 09/30/14 | 12/30/19 | 452.05 | 15.07 | 467.12 |
| 160038205 | 2.20000 | 09/30/2020 | HTM | | 250,000.00 | h | | na | 09/30/14 | 01/30/20 | 467.12 | 30.14 | 5,499.96 |
| 254673SJ6 | DISCOVER BANK | | | | 245,000.00 | fa | 01 | na | 08/01/18 | 08/01/19 | 4,070.02 | 22.49 | 697.07 |
| 164023832 | 3.35000 | 08/01/2023 | HTM | | 243,162.50 | h | | na | 08/01/18 | 02/01/20 | 4,137.48 | 3,440.40 | 8,207.50 |
| 48128LCK3 | JP MORGAN CHASE BANK NA | | | | 248,000.00 | jq | 16 | na | 10/16/19 | 10/16/19 | .00 | 20.38 | 631.89 |
| 160059711 | 3.00000V | 10/16/2027 | HTM | | 248,000.00 | h | | na | 10/16/19 | 01/16/20 | 1,875.29 | 1,569.53 | 1,569.53 |
| VAR Rates: (10/16-- 03.000). | | | | | | | | | | | | | |
| 58733ACY3 | MERCANTIL COMMERCE BANK | | | | 245,000.00 | jd | 24 | na | 06/28/16 | 12/24/19 | 2,026.79 | 11.08 | 343.34 |
| 160045002 | 1.65000 | 06/24/2021 | HTM | | 245,000.00 | h | | na | 06/24/16 | 06/24/20 | 2,026.79 | 88.60 | 4,042.50 |



Accrual Detail Report

SAMPLE PORTFOLIO
CITY, WI


InTrader (accrual)

Last : 11/30/2019

As-of: 12/31/2019

1999 199999

| Grp | Name | Cnt | Par/Current Face Closed YTD DI Closed YTD | Accrued to Date Acc TD Capitalized DI Accrued T.D. | MTD Accrued MTD Capitalized DI MTD Accrued | YTD Accrued YTD Capitalized DI YTD Accrued | Last Amount Next Amount Daily |
|-----------------------|---------------------|-----------|---|--|--|--|---|
| *** TOTALS *** | | | | | | | |
| 100 | GOVT TREASURIES | | | | | | |
| | Available For Sale | 3 | 1,500,000.00 6,215.47 3,956.04 | 9,514.64 .00 .00 | 2,099.56 .00 .00 | 2,099.56 .00 .00 | 6,250.00 18,125.00 98.88 |
| | Group Totals | 3 | 1,500,000.00 6,215.47 3,956.04 | 9,514.64 .00 .00 | 2,099.56 .00 .00 | 2,099.56 .00 .00 | 6,250.00 18,125.00 98.88 |
| 200 | GOVT ABS/MBS | | | | | | |
| | Available For Sale | 12 | 5,502,022.47 .00 .00 | 13,752.49 .00 .00 | 8,236.09 .00 .00 | 98,977.88 .00 .00 | 7,674.85 13,752.49 455.47 |
| | Held to Maturity | 1 | 161,293.76 .00 .00 | 606.73 .00 .00 | 606.73 .00 .00 | 8,266.95 .00 .00 | 626.55 606.73 20.22 |
| | Group Totals | 13 | 5,663,316.23 .00 .00 | 14,359.22 .00 .00 | 8,842.82 .00 .00 | 107,244.83 .00 .00 | 8,301.40 14,359.22 475.69 |
| 220 | GOVT CMO/REMIC | | | | | | |
| | Available For Sale | 14 | 9,919,182.67 .00 .00 | 20,986.72 .00 .00 | 22,755.21 .00 .00 | 247,921.44 .00 .00 | 22,876.89 22,814.33 757.73 |
| | Group Totals | 14 | 9,919,182.67 .00 .00 | 20,986.72 .00 .00 | 22,755.21 .00 .00 | 247,921.44 .00 .00 | 22,876.89 22,814.33 757.73 |
| 230 | GOVT AGENCIES | | | | | | |
| | Available For Sale | 8 | 3,742,825.19 56,295.24 .00 | 20,644.24 .00 .00 | 7,909.55 .00 .00 | 103,688.30 .00 .00 | 35,201.81 34,541.43 263.65 |
| | Group Totals | 8 | 3,742,825.19 56,295.24 .00 | 20,644.24 .00 .00 | 7,909.55 .00 .00 | 103,688.30 .00 .00 | 35,201.81 34,541.43 263.65 |
| 300 | EXEMPT MUNICIPALS | | | | | | |
| | Available For Sale | 11 | 4,405,000.00 3,786.67 .00 | 109,401.11 .00 86,538.76 | 10,227.92 .00 1,023.76 | 115,281.93 .00 12,091.93 | 54,152.50 257,193.40 336.61 |
| | Held to Maturity | 5 | 865,000.00 .00 .00 | 4,799.17 .00 .00 | 1,442.51 .00 .00 | 17,310.00 .00 .00 | 8,655.00 8,655.00 48.08 |



Accrual Detail Report

SAMPLE PORTFOLIO
CITY, WI

InTrader (accrual)

Last : 11/30/2019

As-of: 12/31/2019

1999 199999

| Grp | Name | Cnt | Par/Current Face Closed YTD DI Closed YTD | Accrued to Date Acc TD Capitalized DI Accrued T.D. | MTD Accrued MTD Capitalized DI MTD Accrued | YTD Accrued YTD Capitalized DI YTD Accrued | Last Amount Next Amount Daily |
|------------|---------------------------|-----------|---|--|--|--|--|
| | Group Totals | 16 | 5,270,000.00 3,786.67 .00 | 114,200.28 .00 86,538.76 | 11,670.43 .00 1,023.76 | 132,591.93 .00 12,091.93 | 62,807.50 265,848.40 384.69 |
| 311 | EX MUNI LEASE/COP | | | | | | |
| | Available For Sale | 1 | 125,000.00 .00 .00 | 633.33 .00 .00 | 250.00 .00 .00 | 3,000.00 .00 .00 | 1,500.00 1,500.00 8.33 |
| | Held to Maturity | 1 | 250,000.00 .00 .00 | 3,125.00 .00 .00 | 625.00 .00 .00 | 7,500.00 .00 .00 | 3,750.00 3,750.00 20.83 |
| | Group Totals | 2 | 375,000.00 .00 .00 | 3,758.33 .00 .00 | 875.00 .00 .00 | 10,500.00 .00 .00 | 5,250.00 5,250.00 29.16 |
| 320 | TAXABLE MUNICIPALS | | | | | | |
| | Available For Sale | 5 | 1,115,000.00 2,656.25 .00 | 11,723.05 .00 .00 | 4,645.97 .00 .00 | 55,751.50 .00 .00 | 27,875.75 27,875.75 154.87 |
| | Held to Maturity | 2 | 300,000.00 .00 .00 | 520.83 .00 .00 | 520.83 .00 .00 | 6,250.00 .00 .00 | 3,125.00 3,125.00 17.36 |
| | Group Totals | 7 | 1,415,000.00 2,656.25 .00 | 12,243.88 .00 .00 | 5,166.80 .00 .00 | 62,001.50 .00 .00 | 31,000.75 31,000.75 172.23 |
| 420 | CORPORATE ISSUES | | | | | | |
| | Available For Sale | 1 | 900,000.00 .00 .00 | 2,898.85 .00 .00 | 2,723.16 .00 .00 | 36,750.63 .00 .00 | 8,549.97 7,993.78 87.84 |
| | Group Totals | 1 | 900,000.00 .00 .00 | 2,898.85 .00 .00 | 2,723.16 .00 .00 | 36,750.63 .00 .00 | 8,549.97 7,993.78 87.84 |
| 500 | CERTIF OF DEPOSIT | | | | | | |
| | Available For Sale | 7 | 1,333,000.00 2,381.47 .00 | 8,841.83 .00 .00 | 2,495.91 .00 .00 | 33,356.61 .00 .00 | 13,492.05 11,177.45 78.76 |
| | Held to Maturity | 4 | 988,000.00 3,847.60 .00 | 5,128.67 .00 .00 | 2,139.42 .00 .00 | 19,319.49 .00 .00 | 6,548.86 8,506.68 69.02 |
| | Group Totals | 11 | 2,321,000.00 6,229.07 .00 | 13,970.50 .00 .00 | 4,635.33 .00 .00 | 52,676.10 .00 .00 | 20,040.91 19,684.13 147.78 |



Accrual Detail Report
SAMPLE PORTFOLIO
CITY, WI

InTrader (accrual)
Last : 11/30/2019
As-of: 12/31/2019
1999 199999

| Grp | Name | Cnt | Par/Current Face Closed YTD DI Closed YTD | Accrued to Date Acc TD Capitalized DI Accrued T.D. | MTD Accrued MTD Capitalized DI MTD Accrued | YTD Accrued YTD Capitalized DI YTD Accrued | Last Amount Next Amount Daily |
|-----|---------------------------|-----------|---|--|--|--|-------------------------------------|
| *** | Totals | | | | | | |
| | Available For Sale | 62 | 28,542,030.33 | 198,396.26 | 61,343.37 | 696,827.85 | 177,573.82 |
| | | | 71,335.10 | .00 | .00 | .00 | 394,973.63 |
| | | | 3,956.04 | 86,538.76 | 1,023.76 | 12,091.93 | 2,242.14 |
| | Held to Maturity | 13 | 2,564,293.76 | 14,180.40 | 5,334.49 | 58,646.44 | 22,705.41 |
| | | | 3,847.60 | .00 | .00 | .00 | 24,643.41 |
| | | | .00 | .00 | .00 | .00 | 175.51 |
| | Totals | 75 | 31,106,324.09 | 212,576.66 | 66,677.86 | 755,474.29 | 200,279.23 |
| | | | 75,182.70 | .00 | .00 | .00 | 419,617.04 |
| | | | 3,956.04 | 86,538.76 | 1,023.76 | 12,091.93 | 2,417.65 |

| | Par/Current Face | Daily Accrual | MTD Accrual | YTD Accrual | Accrual To Date |
|-----------------------------------|------------------|---------------|-------------|-------------|-----------------|
| BANK QUALIFIED - 20% DISALLOWANCE | 5,145,000.00 | 349.61 | 10,618.35 | 119,966.93 | 115,003.75 |
| NONDEDUCTIBLE - 100% DISALLOWANCE | 500,000.00 | 64.24 | 1,927.08 | 23,125.00 | 2,954.86 |
| In-State Municipals - Exempt | 2,745,000.00 | 148.75 | 4,462.51 | 46,290.00 | 7,445.84 |
| In-State Municipals - Taxable | 265,000.00 | 36.22 | 1,086.46 | 13,037.50 | 3,642.71 |
| Out-State Municipals - Exempt | 2,900,000.00 | 265.10 | 8,082.92 | 96,801.93 | 110,512.77 |
| Out-State Municipals - Taxable | 1,150,000.00 | 136.01 | 4,080.34 | 48,964.00 | 8,601.17 |



Accretion Detail Report

SAMPLE PORTFOLIO
CITY, WI

InTrader (accret)
Last : 11/30/2019
As-of: 12/31/2019
1999 199999

| Cusip/Isin | Description | Par/Current Face | Beginning Book | Book Yld | Ltd Accreted | Mtd Accreted |
|---|--------------------------------|------------------|----------------|-------------|--------------|---------------|
| Ticket | Rate | Principal | Ending Book | CPR Actg | Unaccrued | Ytd Accrued |
| Put Cd---Date---Price | Maturity Intn | Purch Dt | From Date | -----Price | Daily | Mtd Paydwn Ac |
| | Call Cd---Date---Price | Purch Pr | To Date | -----Price | | Ytd Paydwn Ac |
| Report Sequence: Accounting Group, Intention Code, Cusip, Ticket | | | | | | |
| Group 220 | | | | | | |
| 3136A2EW9 | FANNIE MAE CMO SERIES 2011-113 | 110,150.29 | 112,738.51 | 2.053 | 65.03 | .93 |
| 160037186 | 2.042000V 11/25/2026 AFS | 110,009.19 | 110,074.22 | 17.06565 T | 76.07 | 13.05 |
| | | 02/07/2014 | 12/01/19 | 99.93010827 | .03 | 1.85 |
| | .6670764000 | 99.871900 | 11/25/26 | 100.00 | | 29.76 |
| 3137BYMP2 | FREDDIE MAC CMO SERIES KJ14 | 631,522.78 | 631,385.90 | 2.3139962 | 1,391.56 | 56.15 |
| 164021598 | 2.197000 11/25/2023 AFS | 627,378.41 | 628,769.97 | 81.74651 G | 2,752.81 | 1,369.83 |
| | | 11/20/2017 | 11/20/17 | 99.34375 | 1.88 | 11.94 |
| | .9923351200 | 99.343750 | 11/25/23 | 100.00 | | 6,340.81 |
| Group 230 | | | | | | |
| 3133EGAH8 | FEDERAL FARM CREDIT BANK | 500,000.00 | 496,538.05 | 2.0333579 | 4,857.76 | 194.71 |
| 160052190 | 1.550000 05/17/2021 AFS | 491,875.00 | 496,732.76 | 0.00000 G | 3,267.24 | 2,314.99 |
| | c 01/06/2020 100.0000 | 11/17/2017 | 11/17/17 | 98.375 | 6.50 | .00 |
| | 1.0000000000 | 98.375000 | 05/17/21 | 100.00 | | .00 |
| 3134G94U8 | FREDDIE MAC | 750,000.00 | 709,213.71 | 2.8950726 | 11,234.48 | 458.27 |
| 160052192 | 2.000000 08/24/2026 AFS | 698,437.50 | 709,671.98 | 0.00000 G | 40,328.02 | 5,427.40 |
| | c 02/24/2020 100.0000 | 11/24/2017 | 11/24/17 | 93.125 | 15.30 | .00 |
| | 1.0000000000 | 93.125000 | 08/24/26 | 100.00 | | .00 |
| 3136G1H28 | FANNIE MAE | 1,000,000.00 | 997,651.95 | 1.9883653 | 17,887.39 | 235.44 |
| 160033762 | 1.700000 09/28/2020 AFS | 980,000.00 | 997,887.39 | 0.00000 G | 2,112.61 | 2,799.82 |
| | | 03/28/2013 | 03/28/13 | 98.00 | 7.85 | .00 |
| | 1.0000000000 | 98.000000 | 09/28/20 | 100.00 | | .00 |
| 3136G35N1 | FANNIE MAE | 500,000.00 | 471,620.40 | 2.9878678 | 5,793.23 | 235.33 |
| 160052191 | 2.250000 09/21/2028 AFS | 466,062.50 | 471,855.73 | 0.00000 G | 28,144.27 | 2,785.85 |
| | c 03/21/2020 100.0000 | 11/20/2017 | 11/20/17 | 93.2125 | 7.86 | .00 |
| | 1.0000000000 | 93.212500 | 09/21/28 | 100.00 | | .00 |
| Group 300 | | | | | | |
| 049721DT7 | ATTALLA ALABAMA | 500,000.00 | 499,656.29 | 3.7549605 | 57.27 | .98 |
| 160044193 | 3.750000 09/01/2039 AFS | 499,600.00 | 499,657.27 | 0.00000 G | 342.73 | 11.61 |
| | c 09/01/2023 100.0000 | 08/29/2014 | 05/01/16 | 99.92335 | .03 | .00 |
| | 1.0000000000 | 99.920000 | 09/01/39 | 100.00 | | .00 |
| 976622JE1 | WISCONSIN DELLS WISCONSIN | 300,000.00 | 296,439.07 | 1.8919861 | 1,681.19 | 67.12 |
| 160052197 | 1.600000 03/01/2024 AFS | 294,825.00 | 296,506.19 | 0.00000 G | 3,493.81 | 798.51 |
| | | 11/15/2017 | 11/15/17 | 98.275 | 2.24 | .00 |
| | 1.0000000000 | 98.275000 | 03/01/24 | 100.00 | | .00 |



Accretion Detail Report

SAMPLE PORTFOLIO
CITY, WI

InTrader (accret)
Last : 11/30/2019
As-of: 12/31/2019
1999 199999

| Cusip/Isin Ticket | Description Rate | Maturity Call Cd---Date--- | Intn Date---Price Purch Factor | Par/Current Face Principal Purch Dt Purch Pr | Beginning Book Ending Book From Date To Date | Book Yld CPR Actg -----Price -----Price | Ltd Accreted Unaccreted Daily | Mtd Accreted Ytd Accreted Mtd Paydwn Ac Ytd Paydwn Ac |
|----------------------|-----------------------------|-------------------------------|--------------------------------------|---|---|--|-------------------------------------|--|
| Group 300 | | | | | | | | |
| 12946RBB7 | CALEDONIA WISCONSIN REVENUE | | | 110,000.00 | 109,939.27 | 2.0131272 | 27.27 | 1.10 |
| 160052198 | 2.000000 | 05/01/2024 | HTM | 109,913.10 | 109,940.37 | 0.00000 G | 59.63 | 13.05 |
| | | | | 11/20/2017 | 11/20/17 | 99.921 | .04 | .00 |
| | | | 1.0000000000 | 99.921000 | 05/01/24 | 100.00 | | .00 |
| 949544MQ0 | WELLINGTON KANSAS | | | 155,000.00 | 154,870.45 | 3.216038 | 65.91 | 1.71 |
| 160045146 | 3.200000 | 09/01/2025 | HTM | 154,806.25 | 154,872.16 | 0.00000 G | 127.84 | 20.26 |
| | | c 09/01/2021 | 100.0000 | 08/15/2016 | 08/15/16 | 99.875 | .06 | .00 |
| | | | 1.0000000000 | 99.875000 | 09/01/25 | 100.00 | | .00 |
| Group 320 | | | | | | | | |
| 980694CG6 | VILLAGE OF WOODVILLE WI | | | 115,000.00 | 114,998.03 | 4.0003131 | .35 | .02 |
| 160055743 | 4.000000 | 03/01/2026 | AFS | 114,997.70 | 114,998.05 | 0.00000 G | 1.95 | .27 |
| | | c 03/01/2021 | 100.0000 | 09/19/2018 | 09/19/18 | 99.998 | .00 | .00 |
| | | | 1.0000000000 | 99.998000 | 03/01/26 | 100.00 | | .00 |
| Group 500 | | | | | | | | |
| 254673SJ6 | DISCOVER BANK | | | 245,000.00 | 243,629.03 | 3.5148776 | 493.55 | 27.02 |
| 164023832 | 3.350000 | 08/01/2023 | HTM | 243,162.50 | 243,656.05 | 0.00000 G | 1,343.95 | 347.35 |
| | | | | 08/01/2018 | 08/01/18 | 99.25 | .84 | .00 |
| | | | 1.0000000000 | 99.250000 | 08/01/23 | 100.00 | | .00 |



Accretion Detail Report

SAMPLE PORTFOLIO
CITY, WI

InTrader (accret)
Last : 11/30/2019
As-of: 12/31/2019
1999 199999

| Grp | Name | Count | Par/Current Face Ending Book | LTD Accreted Unaccreted Approx Daily | MTD Accreted MTD Paydown Accret Total | YTD Accreted YTD Paydown Accret YTD Closed Accret |
|-----------------------|---------------------------|----------|--------------------------------------|--|---|---|
| *** TOTALS *** | | | | | | |
| 100 | GOVT TREASURIES | | | | | |
| | Available For Sale | 0 | .00 .00 | .00 .00 .00 | .00 .00 .00 | .00 .00 3,745.06 |
| | Group Totals | 0 | .00 .00 | .00 .00 .00 | .00 .00 .00 | .00 .00 3,745.06 |
| 220 | GOVT CMO/REMIC | | | | | |
| | Available For Sale | 2 | 741,673.07 738,844.19 | 1,456.59 2,828.88 1.91 | 57.08 13.79 70.87 | 1,382.88 6,370.57 .00 |
| | Group Totals | 2 | 741,673.07 738,844.19 | 1,456.59 2,828.88 1.91 | 57.08 13.79 70.87 | 1,382.88 6,370.57 .00 |
| 230 | GOVT AGENCIES | | | | | |
| | Available For Sale | 4 | 2,750,000.00 2,676,147.86 | 39,772.86 73,852.14 37.51 | 1,123.75 .00 1,123.75 | 13,328.06 .00 261.55 |
| | Group Totals | 4 | 2,750,000.00 2,676,147.86 | 39,772.86 73,852.14 37.51 | 1,123.75 .00 1,123.75 | 13,328.06 .00 261.55 |
| 300 | EXEMPT MUNICIPALS | | | | | |
| | Available For Sale | 2 | 800,000.00 796,163.46 | 1,738.46 3,836.54 2.27 | 68.10 .00 68.10 | 810.12 .00 .00 |
| | Held to Maturity | 2 | 265,000.00 264,812.53 | 93.18 187.47 .10 | 2.81 .00 2.81 | 33.31 .00 .00 |
| | Group Totals | 4 | 1,065,000.00 1,060,975.99 | 1,831.64 4,024.01 2.37 | 70.91 .00 70.91 | 843.43 .00 .00 |
| 320 | TAXABLE MUNICIPALS | | | | | |
| | Available For Sale | 1 | 115,000.00 114,998.05 | .35 1.95 .00 | .02 .00 .02 | .27 .00 .00 |
| | Group Totals | 1 | 115,000.00 114,998.05 | .35 1.95 .00 | .02 .00 .02 | .27 .00 .00 |



Accretion Detail Report

SAMPLE PORTFOLIO
CITY, WI

InTrader (accret)
Last : 11/30/2019
As-of: 12/31/2019
1999 199999

| Grp | Name | Count | Par/Current Face Ending Book | LTD Accreted Unaccreted Approx Daily | MTD Accreted MTD Paydown Accret Total | YTD Accreted YTD Paydown Accret YTD Closed Accret |
|------------|--------------------------|----------|----------------------------------|--|---|---|
| 500 | CERTIF OF DEPOSIT | | | | | |
| | Held to Maturity | 1 | 245,000.00 243,656.05 | 493.55 1,343.95 .84 | 27.02 .00 27.02 | 347.35 .00 .00 |
| | Group Totals | 1 | 245,000.00 243,656.05 | 493.55 1,343.95 .84 | 27.02 .00 27.02 | 347.35 .00 .00 |

| | | | | | | |
|------------|--------------------|-----------|--------------------------------------|--|--|--|
| *** | Totals | | | | | |
| | Available For Sale | 9 | 4,406,673.07 4,326,153.56 | 42,968.26 80,519.51 41.69 | 1,248.95 13.79 1,262.74 | 15,521.33 6,370.57 4,006.61 |
| | Held to Maturity | 3 | 510,000.00 508,468.58 | 586.73 1,531.42 .94 | 29.83 .00 29.83 | 380.66 .00 .00 |
| | Totals | 12 | 4,916,673.07 4,834,622.14 | 43,554.99 82,050.93 42.63 | 1,278.78 13.79 1,292.57 | 15,901.99 6,370.57 4,006.61 |

| | Par/Current Face | Unaccreted | Daily Accreted | LTD Accreted | MTD Accreted | YTD Accreted |
|-----------------------------------|------------------|------------|----------------|--------------|--------------|--------------|
| BANK QUALIFIED - 20% DISALLOWANCE | 1,065,000.00 | 4,024.01 | 2.37 | 1,831.64 | 70.91 | 843.43 |
| In-State Municipals - Exempt | 410,000.00 | 3,553.44 | 2.28 | 1,708.46 | 68.22 | 811.56 |
| In-State Municipals - Taxable | 115,000.00 | 1.95 | 0.00 | 0.35 | 0.02 | 0.27 |
| Out-State Municipals - Exempt | 655,000.00 | 470.57 | 0.09 | 123.18 | 2.69 | 31.87 |



Amortization Detail Report

SAMPLE PORTFOLIO
CITY, WI

InTrader (amort)
Last : 11/30/2019
As-of: 12/31/2019
1999 199999

| Cusip/Isin Ticket Put Cd---Date---Price | Description Rate Maturity Call Cd---Date---Price Intn Date---Price Purch Factor | Par/Current Face Principal Purch Dt Purch Pr | Beginning Book Ending Book From Date To Date | Book Yld CPR Actg Price Price | LTD Amortized Unamortized Daily | MTD Amortized YTD Amortized MTD Paydwn Am YTD Paydwn Am |
|---|---|---|---|--|---------------------------------------|--|
| Report Sequence: Accounting Group, Intention Code, Cusip, Ticket | | | | | | |
| Group 100 | | | | | | |
| 9128283V0 | US TREASURY NOTE | 500,000.00 | .00 | 2.292594 | 52.37 | 52.37 |
| 198063341 | 2.5000 01/31/2025 AFS | 505,000.00 | 504,947.63 | 0.00000 G | 4,947.63 | 52.37 |
| | | 12/11/2019 | 101.00 | 101.00 | 2.49 | .00 |
| | 1.0000000000 | 101.000000 | 01/31/25 | 100.00 | | .00 |
| 9128285S5 | US TREASURY NOTE | 500,000.00 | .00 | 1.7949183 | 280.96 | 280.96 |
| 198063340 | 2.5000 12/31/2020 AFS | 503,750.00 | 503,469.04 | 0.00000 G | 3,469.04 | 280.96 |
| | | 12/02/2019 | 100.75 | 100.75 | 9.47 | .00 |
| | 1.0000000000 | 100.750000 | 12/31/20 | 100.00 | | .00 |
| 912828V98 | US TREASURY NOTE | 500,000.00 | .00 | 2.1741631 | 10.54 | 10.54 |
| 198063342 | 2.2500 02/15/2027 AFS | 502,500.00 | 502,489.46 | 0.00000 G | 2,489.46 | 10.54 |
| | | 12/20/2019 | 100.50 | 100.50 | .88 | .00 |
| | 1.0000000000 | 100.500000 | 02/15/27 | 100.00 | | .00 |
| Group 200 | | | | | | |
| 3128Q0FZ5 | FREDDIE MAC POOL #J19184 | 1,045,373.40 | .00 | 2.2964638 | 19.96 | 19.96 |
| 198063345 | 2.5000 05/01/2027 AFS | 1,059,740.89 | 1,059,720.93 | 12.23342 G | 14,347.53 | 19.96 |
| | | 12/27/2019 | 101.374388 | 101.374388 | 4.99 | .00 |
| | .2613433500 | 101.374388 | 05/01/27 | 100.00 | | .00 |
| 31294MCU3 | FREDDIE MAC GOLD POOL #E02783 | 107,950.40 | 113,224.24 | 3.3943753 | 3,549.41 | 44.84 |
| 160031234 | 4.0000 09/01/2025 AFS | 114,865.70 | 111,316.29 | 13.13561 G | 3,365.89 | 606.58 |
| | | 07/17/2012 | 106.406 | 106.406 | 1.50 | 57.06 |
| | .4999886698 | 106.406000 | 09/01/25 | 100.00 | | 1,134.77 |
| 3138L3FS9 | FANNIE MAE DUS POOL #AM2876 | .00 | 892,033.91 | 2.1721636 | .00 | .00 |
| 160052180 | 2.5000 06/01/2021 AFS | .00 | .00 | 100.00000 G | .00 | 2,577.60 |
| | | 11/06/2017 | 101.125 | 101.125 | .00 | 4,291.34 |
| | .9254051500 | 101.125000 | 06/01/21 | 100.00 | | 4,404.51 |
| 3138LABT5 | FANNIE MAE DUS POOL #AM9049 | 1,043,385.18 | 1,093,420.07 | 2.158169 | 17,357.03 | 688.72 |
| 160052181 | 3.0500 06/01/2025 AFS | 1,108,270.70 | 1,090,913.67 | 0.00000 G | 47,528.49 | 8,254.53 |
| | | 11/08/2017 | 106.21875 | 106.21875 | 22.24 | 80.29 |
| | .9631271733 | 106.218750 | 06/01/25 | 100.00 | | 982.65 |
| 3138W9RK8 | FANNIE MAE POOL #AS0489 | 162,710.14 | 166,140.90 | 2.4896318 | 72.00 | 1.13 |
| 160037654 | 2.5000 09/01/2028 AFS | 162,913.53 | 162,841.53 | 14.73601 G | 131.39 | 15.02 |
| | | 04/25/2014 | 100.125 | 100.125 | .04 | 2.68 |
| | .9477561053 | 100.125000 | 09/01/28 | 100.00 | | 35.27 |
| 31418A6Z6 | FANNIE MAE POOL #MA1787 | 1,079,588.79 | .00 | 2.2715938 | 49.88 | 49.88 |
| 198063343 | 2.5000 02/01/2024 AFS | 1,089,246.01 | 1,089,196.13 | 15.06367 G | 9,607.34 | 49.88 |
| | | 12/23/2019 | 100.894528 | 100.894528 | 6.23 | .00 |
| | .1962888709 | 100.894528 | 02/01/24 | 100.00 | | .00 |



Amortization Detail Report

SAMPLE PORTFOLIO
CITY, WI

InTrader (amort)
Last : 11/30/2019
As-of: 12/31/2019
1999 199999

| Cusip/Isin Ticket Put Cd---Date---Price | Description Rate Maturity Call Cd---Date---Price | Intn Date---Price Purch Factor | Par/Current Face Principal Purch Dt Purch Pr | Beginning Book Ending Book From Date To Date | Book Yld CPR Actg -----Price -----Price | LTD Amortized Unamortized Daily | MTD Amortized YTD Amortized MTD Paydwn Am YTD Paydwn Am |
|---|---|--------------------------------------|---|---|--|---------------------------------------|--|
| Group 200 | | | | | | | |
| 31418AXP8 160035778 | FANNIE MAE POOL #MA1585 2.0000 | 09/01/2023 AFS | 291,935.16 292,756.23 08/16/2013 1.0000000000 100.281250 | 302,940.45 292,253.92 08/16/13 09/01/23 | 1.9691085 18.90542 G 100.28125 100.00 | 502.31 318.76 .24 | 6.99 102.03 11.90 182.22 |
| 31418NYE4 160043799 | FANNIE MAE POOL #AD1608 4.0000 | 02/01/2025 AFS | 336,103.59 357,740.26 04/18/2016 .1274618602 106.437500 | 358,926.32 349,346.75 04/18/16 02/01/25 | 3.1599404 22.09355 G 106.4375 100.00 | 8,393.51 13,243.16 6.67 | 199.89 2,845.00 360.73 6,677.19 |
| 31419AYS0 198063344 | FANNIE MAE POOL #AE0720 3.5000 | 01/01/2026 AFS | 1,197,712.10 1,241,237.78 12/18/2019 .1197712100 103.634069 | .00 1,240,998.96 12/18/19 01/01/26 | 2.8440781 13.74699 G 103.634069 100.00 | 238.82 43,286.86 18.38 | 238.82 238.82 .00 .00 |
| 36179MBC3 160031373 | GINNIE MAE POOL #MA0035 ARM 3.8750 V | 04/20/2042 AFS | 45,805.61 48,747.25 06/29/2012 .9939980800 106.422000 | 49,436.71 48,267.95 06/29/12 04/20/42 | 3.5265473 32.88697 G 106.422 100.00 | 479.30 2,462.34 .21 | 6.05 68.36 59.45 1,017.57 |
| 36225EQ47 160052182 | GINNIE MAE II POOL #82274 ARM 4.0000 V | 01/20/2039 AFS | 105,861.54 109,169.71 11/01/2017 .0819277300 103.125000 | 109,181.31 108,831.94 12/01/19 01/20/39 | 3.748 6.332154 T 102.81820005 100.00 | 337.77 2,970.40 .43 | 12.99 164.55 9.22 539.62 |
| 36241K4V7 159002553 | GINNIE MAE POOL #782636 4.0000 | 04/15/2024 AFS | 85,596.56 89,582.15 01/14/2011 .8013830900 104.656250 | 89,146.04 85,596.56 01/14/11 05/01/16 | 4.00 17.64891 G 104.65625 100.00 | 3,985.59 .00 .00 | .00 .00 .00 |
| 3138EKZN8 160034395 | FANNIE MAE POOL #AL3448 ARM 4.5140 V | 04/01/2038 HTM | 161,293.76 173,794.03 04/24/2013 1.0000000000 107.750000 | 172,855.67 171,557.95 04/24/13 04/01/38 | 4.0212858 15.50197 G 107.75 100.00 | 2,236.08 10,264.19 1.06 | 57.98 301.57 74.57 3,372.81 |
| Group 220 | | | | | | | |
| 3136A87J3 160046356 | FANNIE MAE CMO SERIES 2012-M15 2.5820 V | 10/25/2022 AFS | 151,028.38 155,370.45 05/28/2013 .9940346200 102.875000 | 152,698.80 152,322.75 12/01/19 10/25/22 | 2.258 67.42354 T 100.88239425 100.00 | 3,047.70 1,294.37 1.28 | 38.30 825.89 2.95 1,811.07 |
| 3136ARQ76 160046357 | FANNIE MAE ACES CMO 2016-M5 2.5660 V | 04/25/2023 AFS | 273,617.00 274,429.30 05/31/2016 1.0000000000 100.296875 | 291,278.26 274,007.03 12/01/19 04/25/23 | 2.52 10.20978 T 100.14619754 100.00 | 422.27 390.03 .32 | 9.99 142.23 25.20 933.42 |



Amortization Detail Report

SAMPLE PORTFOLIO
CITY, WI

InTrader (amort)
Last : 11/30/2019
As-of: 12/31/2019
1999 199999

| Cusip/Isin Ticket Put Cd---Date---Price | Description Rate Maturity Intn Call Cd---Date---Price Purch Factor | Par/Current Face Principal Purch Dt Purch Pr | Beginning Book Ending Book From Date To Date | Book Yld CPR Actg -----Price -----Price | LTD Amortized Unamortized Daily | MTD Amortized YTD Amortized MTD Paydwn Am YTD Paydwn Am |
|---|--|---|---|--|---------------------------------------|--|
| Group 220 | | | | | | |
| 3137AME60 160052186 | FREDDIE MAC CMO SERIES K017 2.8730 12/01/2021 AFS | 4,662,748.80 4,750,175.34 | 4,716,177.96 4,704,686.20 | 2.3924319 0.00000 G | 45,489.14 41,937.40 | 1,780.15 21,856.78 |
| | | 10/25/2017 1.0000000000 | 10/25/17 12/01/21 | 101.875 100.00 | 59.40 | 90.21 3,658.03 |
| 31394LMW9 160031370 | FREDDIE MAC CMO SERIES 2712 4.5000 11/15/2023 AFS | 79,979.91 86,727.82 | 85,949.96 82,600.63 | 3.5923039 18.69398 G | 4,127.19 2,620.72 | 52.50 754.77 |
| | | 07/17/2012 .8160894320 | 07/17/12 11/15/23 | 108.437 100.00 | 1.75 | 106.63 1,433.85 |
| 38373VY46 160029753 | GINNIE MAE CMO SERIES 2002-77 2.21975 V 11/16/2032 AFS | 18,294.89 18,386.36 | 18,840.06 18,351.98 | 2.189 12.56903 T | 34.38 57.09 | .38 4.89 |
| | | 04/01/2012 .1209734300 | 12/01/19 11/16/32 | 100.31409286 100.00 | .02 | 1.52 11.63 |
| 38373VY46 198051872 | GINNIE MAE CMO SERIES 2002-77 2.21975 V 11/16/2032 AFS | 18,294.89 18,340.63 | 18,821.62 18,334.14 | 2.198 12.56903 T | 6.49 39.25 | .25 3.35 |
| | | 11/16/2017 .0252848800 | 12/01/19 11/16/32 | 100.21590889 100.00 | .00 | 1.05 8.01 |
| 38378ER62 160031374 | GINNIE MAE CMO SERIES 2012-81 1.5000 04/20/2027 AFS | 138,206.89 139,200.60 | 148,864.33 138,725.95 | 1.4457787 21.99721 G | 474.65 519.06 | 5.61 79.84 |
| | | 07/27/2012 .9945456083 | 07/27/12 04/20/27 | 100.719 100.00 | .18 | 38.32 219.67 |
| 38381XVN3 198061575 | GINNIE MAE CMO SERIES 19-99 3.0000 08/01/2049 AFS | 983,243.52 997,800.13 | 1,002,523.83 997,748.85 | 2.9254222 3.11710 G | 51.28 14,505.33 | 25.68 51.40 |
| | | 10/31/2019 .9922775100 | 10/31/19 08/01/49 | 101.48046875 100.00 | .86 | 69.17 133.63 |
| 38381XVN3 198061576 | GINNIE MAE CMO SERIES 19-99 3.0000 08/01/2049 AFS | 1,474,865.28 1,496,700.20 | 1,503,785.75 1,496,623.28 | 2.9254222 3.11710 G | 76.92 21,758.00 | 38.52 77.10 |
| | | 10/31/2019 .9922775067 | 10/31/19 08/01/49 | 101.48046875 100.00 | 1.28 | 103.75 200.44 |
| Group 230 | | | | | | |
| 83162CTN3 160052382 | SMALL BUSINESS ADMINISTRATION 3.2100 09/01/2030 AFS | 402,383.46 433,065.20 | 420,381.74 420,261.41 | 2.7271372 8.535987 G | 12,803.79 17,877.95 | 120.33 1,524.82 |
| | | 03/07/2013 .8453679500 | 09/01/17 09/01/30 | 105.25532664 100.00 | 4.02 | .00 3,109.07 |
| 83165ARA4 198011705 | SMALL BUSINESS ADMINISTRATION 5.2500 V 09/25/2039 AFS | 196,813.91 227,074.05 | 235,923.80 225,718.58 | 0.00 30.24176 C | 1,355.47 28,904.67 | .00 443.59 |
| | | 01/29/2015 .9915659400 | 01/29/15 09/25/39 | 115.375 100.00 | .00 | 1,306.84 12,735.36 |



Amortization Detail Report

SAMPLE PORTFOLIO
CITY, WI

InTrader (amort)
Last : 11/30/2019
As-of: 12/31/2019
1999 199999

| Cusip/Isin Ticket Put Cd---Date---Price | Description Rate Maturity Intn Call Cd---Date---Price Purch Factor | Par/Current Face Principal Purch Dt Purch Pr | Beginning Book Ending Book From Date To Date | Book Yld CPR Actg -----Price -----Price | LTD Amortized Unamortized Daily | MTD Amortized YTD Amortized MTD Paydwn Am YTD Paydwn Am |
|---|--|---|---|--|---------------------------------------|--|
| Group 230 | | | | | | |
| 83165ARA4 198011706 | SMALL BUSINESS ADMINISTRATION 5.2500 V 09/25/2039 AFS .9915659400 | 196,813.91 227,074.05 01/29/2015 115.375000 | 231,133.21 221,032.94 12/01/19 09/25/39 | 4.119 T 112.35751155 100.00 | 6,041.11 24,219.03 3.40 | 102.27 1,435.58 1,099.62 10,879.01 |
| 83165ARA4 198011707 | SMALL BUSINESS ADMINISTRATION 5.2500 V 09/25/2039 AFS .9915659400 | 196,813.91 227,074.05 01/29/2015 115.375000 | 231,133.21 221,032.94 12/01/19 09/25/39 | 4.119 T 112.35751155 100.00 | 6,041.11 24,219.03 3.40 | 102.27 1,435.58 1,099.62 10,879.01 |
| Group 300 | | | | | | |
| 003392HY6 160045147 | ABILENE KANSAS 4.3000 09/01/2027 AFS x 09/01/2020 100.0000 1.0000000000 | 100,000.00 109,419.00 08/01/2016 109.419000 | 101,784.76 101,587.69 08/01/16 09/01/20 | 1.8921585 G 109.419 100.00 | 7,831.31 1,587.69 6.58 | 197.07 2,344.48 .00 .00 |
| 022029KT8 160052195 | CITY OF ALTOONA WISCONSIN 1.7500 12/01/2022 AFS 1.0000000000 | 500,000.00 505,000.00 11/17/2017 101.000000 | 503,023.37 502,941.26 11/17/17 12/01/22 | 1.5429646 G 101.00 100.00 | 2,058.74 2,941.26 2.74 | 82.11 978.45 .00 .00 |
| 045141TQ1 160052194 | ASHWAUBENON WISCONSIN 2.0000 06/01/2021 AFS 1.0000000000 | 840,000.00 859,941.60 11/22/2017 102.374000 | 848,597.98 848,124.72 11/22/17 06/01/21 | 1.3086708 G 102.374 100.00 | 11,816.88 8,124.72 15.78 | 473.26 5,645.37 .00 .00 |
| 2131838N9 160028663 | COOK COUNTY ILLINOIS 4.6250 11/15/2028 AFS c 01/30/2020 100.0000 1.0000000000 | 500,000.00 527,975.00 02/21/2012 105.595000 | 500,000.00 500,000.00 12/16/19 01/15/20 | 4.625 G 100.00 100.00 | 27,975.00 .00 .00 | .00 .00 .00 .00 |
| 223223CR7 160033772 | COVINGTON INDIANA 2.6500 07/15/2024 AFS c 01/15/2022 100.0000 1.0000000000 | 300,000.00 302,289.00 03/15/2013 100.763000 | 300,597.62 300,574.76 03/15/13 01/15/22 | 2.5529695 G 100.763 100.00 | 1,714.24 574.76 .76 | 22.86 271.21 .00 .00 |
| 646720LA8 160058527 | NEW LONDON WISCONSIN REVENUE 3.0000 12/01/2037 AFS c 12/01/2027 100.0000 1.0000000000 | 495,000.00 501,187.50 06/27/2019 101.250000 | 500,907.51 500,852.57 06/27/19 12/01/27 | 2.8322331 G 101.25 100.00 | 334.93 5,852.57 1.83 | 54.94 334.93 .00 .00 |
| Group 311 | | | | | | |
| 256317DW5 160045148 | DODGE CITY KANSAS 2.4000 04/15/2025 AFS c 04/15/2021 100.0000 1.0000000000 | 125,000.00 129,687.50 08/01/2016 103.750000 | 126,402.77 126,318.44 08/01/16 04/15/21 | 1.5701442 G 103.75 100.00 | 3,369.06 1,318.44 2.81 | 84.33 1,004.77 .00 .00 |



Amortization Detail Report

SAMPLE PORTFOLIO
CITY, WI

InTrader (amort)
Last : 11/30/2019
As-of: 12/31/2019
1999 199999

| Cusip/Isin Ticket Put Cd---Date---Price | Description Rate Maturity Intn Call Cd---Date---Price Purch Factor | Par/Current Face Principal Purch Dt Purch Pr | Beginning Book Ending Book From Date To Date | Book Yld CPR Actg -----Price -----Price | LTD Amortized Unamortized Daily | MTD Amortized YTD Amortized MTD Paydwn Am YTD Paydwn Am |
|---|--|---|---|--|---------------------------------------|--|
| Group 311 | | | | | | |
| 069467GR3 160045149 | BARTON COUNTY KANSAS 3.0000 02/01/2028 HTM c 02/01/2022 100.0000 1.0000000000 | 250,000.00 265,720.00 07/15/2016 106.288000 | 256,329.96 256,091.03 07/15/16 02/01/22 | 1.8031556 0.00000 G 106.288 100.00 | 9,628.97 6,091.03 7.97 | 238.93 2,843.76 .00 .00 |
| Group 320 | | | | | | |
| 472904P21 160045159 | JEFFERSON COUNTY KENTUCKY 5.1250 11/01/2029 AFS c 11/01/2020 100.0000 1.0000000000 | 400,000.00 409,000.00 08/03/2016 102.250000 | 402,091.33 401,904.74 08/03/16 11/01/20 | 4.5362548 0.00000 G 102.25 100.00 | 7,095.26 1,904.74 6.23 | 186.59 2,193.66 .00 .00 |
| 563039AJ5 160045150 | MANHATTAN KANSAS TAXABLE 5.4820 12/01/2020 AFS c 01/30/2020 100.0000 1.0000000000 | 200,000.00 211,382.00 08/15/2016 105.691000 | 200,000.00 200,000.00 12/31/19 01/30/20 | 5.482 0.00000 G 100.00 100.00 | 11,382.00 .00 .00 | .00 3,303.73 .00 .00 |
| 121709UL1 160045154 | BURLINGTON IOWA TAXABLE 1.9500 06/01/2020 HTM c 01/30/2020 100.0000 1.0000000000 | 100,000.00 100,907.00 08/15/2016 100.907000 | 100,000.00 100,000.00 06/01/19 06/01/20 | 1.95 0.00000 G 100.00 100.00 | 907.00 .00 .00 | .00 137.84 .00 .00 |
| 121709UM9 160045155 | BURLINGTON IOWA TAXABLE 2.1500 06/01/2021 HTM c 01/30/2020 100.0000 1.0000000000 | 200,000.00 202,052.00 08/15/2016 101.026000 | 200,000.00 200,000.00 12/30/19 01/29/20 | 2.15 0.00000 G 100.00 100.00 | 2,052.00 .00 .00 | .00 312.42 .00 .00 |
| Group 420 | | | | | | |
| 38141EB81 160039058 | GOLDMAN SACHS GROUP INC 3.51375 V 11/29/2023 AFS 1.0000000000 | 900,000.00 908,910.00 12/16/2013 100.990000 | 903,576.23 903,500.24 12/01/19 11/29/23 | 3.402 0.00000 T 100.39735889 100.00 | 5,409.76 3,500.24 2.46 | 75.99 894.68 .00 .00 |



Amortization Detail Report

SAMPLE PORTFOLIO
CITY, WI

InTrader (amort)
Last : 11/30/2019
As-of: 12/31/2019
1999 199999

| Grp | Name | Count | Par/Current Face Ending Book | LTD Amortized Unamortized Approx Daily | MTD Amortized MTD Paydown Amort Total | YTD Amortized YTD Paydown Amort YTD Closed Amort |
|-----------------------|---------------------|-----------|--------------------------------------|--|---|--|
| *** TOTALS *** | | | | | | |
| 100 | GOVT TREASURIES | | | | | |
| | Available For Sale | 3 | 1,500,000.00 1,510,906.13 | 343.87 10,906.13 12.84 | 343.87 .00 343.87 | 343.87 .00 .00 |
| | Group Totals | 3 | 1,500,000.00 1,510,906.13 | 343.87 10,906.13 12.84 | 343.87 .00 343.87 | 343.87 .00 .00 |
| 200 | GOVT ABS/MBS | | | | | |
| | Available For Sale | 12 | 5,502,022.47 5,639,284.63 | 34,985.58 137,262.16 60.93 | 1,269.27 4,872.67 6,141.94 | 14,942.33 14,973.80 .00 |
| | Held to Maturity | 1 | 161,293.76 171,557.95 | 2,236.08 10,264.19 1.06 | 57.98 74.57 132.55 | 301.57 3,372.81 .00 |
| | Group Totals | 13 | 5,663,316.23 5,810,842.58 | 37,221.66 147,526.35 61.99 | 1,327.25 4,947.24 6,274.49 | 15,243.90 18,346.61 .00 |
| 220 | GOVT CMO/REMIC | | | | | |
| | Available For Sale | 9 | 7,800,279.56 7,883,400.81 | 53,730.02 83,121.25 65.09 | 1,951.38 438.80 2,390.18 | 23,796.25 8,409.75 .00 |
| | Group Totals | 9 | 7,800,279.56 7,883,400.81 | 53,730.02 83,121.25 65.09 | 1,951.38 438.80 2,390.18 | 23,796.25 8,409.75 .00 |
| 230 | GOVT AGENCIES | | | | | |
| | Available For Sale | 4 | 992,825.19 1,088,045.87 | 26,241.48 95,220.68 10.82 | 324.87 3,506.08 3,830.95 | 4,839.57 37,602.45 .00 |
| | Group Totals | 4 | 992,825.19 1,088,045.87 | 26,241.48 95,220.68 10.82 | 324.87 3,506.08 3,830.95 | 4,839.57 37,602.45 .00 |
| 300 | EXEMPT MUNICIPALS | | | | | |
| | Available For Sale | 6 | 2,735,000.00 2,754,081.00 | 51,731.10 19,081.00 27.69 | 830.24 .00 830.24 | 9,574.44 .00 574.13 |
| | Group Totals | 6 | 2,735,000.00 2,754,081.00 | 51,731.10 19,081.00 27.69 | 830.24 .00 830.24 | 9,574.44 .00 574.13 |



Amortization Detail Report

SAMPLE PORTFOLIO
CITY, WI

InTrader (amort)
Last : 11/30/2019
As-of: 12/31/2019
1999 199999

| Grp | Name | Count | Par/Current Face Ending Book | LTD Amortized Unamortized Approx Daily | MTD Amortized MTD Paydown Amort Total | YTD Amortized YTD Paydown Amort YTD Closed Amort |
|-----|---------------------|----------|----------------------------------|--|---|--|
| 311 | EX MUNI LEASE/COP | | | | | |
| | Available For Sale | 1 | 125,000.00 126,318.44 | 3,369.06 1,318.44 2.81 | 84.33 .00 84.33 | 1,004.77 .00 .00 |
| | Held to Maturity | 1 | 250,000.00 256,091.03 | 9,628.97 6,091.03 7.97 | 238.93 .00 238.93 | 2,843.76 .00 .00 |
| | Group Totals | 2 | 375,000.00 382,409.47 | 12,998.03 7,409.47 10.78 | 323.26 .00 323.26 | 3,848.53 .00 .00 |
| 320 | TAXABLE MUNICIPALS | | | | | |
| | Available For Sale | 2 | 600,000.00 601,904.74 | 18,477.26 1,904.74 6.23 | 186.59 .00 186.59 | 5,497.39 .00 542.69 |
| | Held to Maturity | 2 | 300,000.00 300,000.00 | 2,959.00 .00 .00 | .00 .00 .00 | 450.26 .00 .00 |
| | Group Totals | 4 | 900,000.00 901,904.74 | 21,436.26 1,904.74 6.23 | 186.59 .00 186.59 | 5,947.65 .00 542.69 |
| 420 | CORPORATE ISSUES | | | | | |
| | Available For Sale | 1 | 900,000.00 903,500.24 | 5,409.76 3,500.24 2.46 | 75.99 .00 75.99 | 894.68 .00 .00 |
| | Group Totals | 1 | 900,000.00 903,500.24 | 5,409.76 3,500.24 2.46 | 75.99 .00 75.99 | 894.68 .00 .00 |
| | Available For Sale | 0 | .00 .00 | .00 .00 .00 | .00 .00 .00 | .00 .00 606.24 |
| | Group Totals | 0 | .00 .00 | .00 .00 .00 | .00 .00 .00 | .00 .00 606.24 |
| *** | Totals | | | | | |
| | Available For Sale | 38 | 20,155,127.22 20,507,441.86 | 194,288.13 352,314.64 188.87 | 5,066.54 8,817.55 13,884.09 | 60,893.30 60,986.00 1,723.06 |



Amortization Detail Report

SAMPLE PORTFOLIO
CITY, WI

InTrader (amort)
Last : 11/30/2019
As-of: 12/31/2019
1999 199999

| Grp | Name | Count | Par/Current Face Ending Book | LTD Amortized Unamortized Approx Daily | MTD Amortized MTD Paydown Amort Total | YTD Amortized YTD Paydown Amort YTD Closed Amort |
|-----|------------------|-----------|--|---|--|---|
| | Held to Maturity | 4 | 711,293.76 727,648.98 | 14,824.05 16,355.22 9.03 | 296.91 74.57 371.48 | 3,595.59 3,372.81 .00 |
| | Totals | 42 | 20,866,420.98 21,235,090.84 | 209,112.18 368,669.86 197.90 | 5,363.45 8,892.12 14,255.57 | 64,488.89 64,358.81 1,723.06 |

| | Par/Current Face | Unamortized | Daily Amortized | LTD Amortized | MTD Amortized | YTD Amortized |
|-----------------------------------|------------------|-------------|-----------------|---------------|---------------|---------------|
| BANK QUALIFIED - 20% DISALLOWANCE | 2,610,000.00 | 26,490.47 | 38.47 | 36,754.13 | 1,153.50 | 13,422.97 |
| NONDEDUCTIBLE - 100% DISALLOWANCE | 500,000.00 | 0.00 | 0.00 | 27,975.00 | 0.00 | 0.00 |
| In-State Municipals - Exempt | 1,835,000.00 | 16,918.55 | 20.35 | 14,210.55 | 610.31 | 6,958.75 |
| Out-State Municipals - Exempt | 1,275,000.00 | 9,571.92 | 18.12 | 50,518.58 | 543.19 | 6,464.22 |
| Out-State Municipals - Taxable | 900,000.00 | 1,904.74 | 6.23 | 21,436.26 | 186.59 | 5,947.65 |

Delayed Payment Detail

SAMPLE PORTFOLIO

CITY, WI

Delayed from December 31, 2019 to a future month

InTrader (delay)

1999 199999

| Cusip/Sec ID Grp Ticket | Loc TrTyp | Description Rate | Maturity | Original Face Par/Curr Face | Receive Dt Payable Dt | Delay Days Float Days | Prin Amt Due Int Amt Due | Total Delayed Amt |
|--|--------------|--|------------|--------------------------------|--------------------------|--------------------------|-----------------------------|-------------------|
| Report Sequence: Receive Date, Group, Location, Cusip & Ticket. | | | | | | | | |
| 83165ARA4 230 198011705 | 03B int | SMALL BUSINESS ADMINISTRATION 5.2500000 | 09/25/2039 | 500,000.00 196,813.91 | 01/27/2020 12/01/2019 | 55 | .00 900.85 | 900.85 |
| 83165ARA4 230 198011705 | 03B pdn | SMALL BUSINESS ADMINISTRATION 5.2500000 | 09/25/2039 | 500,000.00 196,813.91 | 01/27/2020 12/01/2019 | 55 | 8,898.38 .00 | 8,898.38 |
| 83165ARA4 230 198011706 | 03B int | SMALL BUSINESS ADMINISTRATION 5.2500000 | 09/25/2039 | 500,000.00 196,813.91 | 01/27/2020 12/01/2019 | 55 | .00 900.85 | 900.85 |
| 83165ARA4 230 198011706 | 03B pdn | SMALL BUSINESS ADMINISTRATION 5.2500000 | 09/25/2039 | 500,000.00 196,813.91 | 01/27/2020 12/01/2019 | 55 | 8,898.38 .00 | 8,898.38 |
| 83165ARA4 230 198011707 | 03B int | SMALL BUSINESS ADMINISTRATION 5.2500000 | 09/25/2039 | 500,000.00 196,813.91 | 01/27/2020 12/01/2019 | 55 | .00 900.85 | 900.85 |
| 83165ARA4 230 198011707 | 03B pdn | SMALL BUSINESS ADMINISTRATION 5.2500000 | 09/25/2039 | 500,000.00 196,813.91 | 01/27/2020 12/01/2019 | 55 | 8,898.38 .00 | 8,898.38 |
| Total For Receive Date: 01/27/20 | | | | | | | 26,695.14 | 2,702.55 |
| Group 230 | | | | | | | | 29,397.69 |



Delayed Payment Detail

SAMPLE PORTFOLIO

CITY, WI

Delayed from December 31, 2019 to a future month

InTrader (delay)

1999 199999

| Month/Year | Day | Grp | Prin Amt Due | Int Amt Due | Total Amt Due |
|----------------------|-----|--------------------|------------------|-----------------|------------------|
| January, 2020 | 27 | 230 | 26,695.14 | 2,702.55 | 29,397.69 |
| January, 2020 | | Month Total | 26,695.14 | 2,702.55 | 29,397.69 |



HTM Transfer Write-Off Report

SAMPLE PORTFOLIO
CITY, WI

InTrader (htmxfer)

Last : 11/30/2019

As-of: 12/31/2019

1999 199999

| Cusip/Isin Ticket | Description Rate | Maturity | Intrn | Par/Current Face Principal | Xfer Dt End Dt | Book Price Mkt Price | Equity Balance LTD Write-Off | Write-Up PDN/CAL/MAT | Write-Down PDN/CAL/MAT |
|----------------------|---------------------|----------|-------|-------------------------------|-------------------|-------------------------|---------------------------------|-------------------------|---------------------------|
|----------------------|---------------------|----------|-------|-------------------------------|-------------------|-------------------------|---------------------------------|-------------------------|---------------------------|

No data to report

This page intentionally left blank

Mark to Market Detail Report

SAMPLE PORTFOLIO
CITY, WI

InTrader (fairmkt)
Last : 11/30/2019
As-of: 12/31/2019
1999 199999

| Sec ID Ticket Intention OTTI | Description Rate(V) Maturity Call Cd-----Date-----Price | Original Face Par/Curr Face Original Cost Mtd Adj: After Tax | Curr Book Value Prev Book Value Mtd Adj: Deferred Tax | Purch Dt Prcng Dt Trnfr Dt | Curr Fair Value Prev Fair Value Level SEA Bal: After Tax | Mtd Equity Adj SEA Bal MTD Trdg Mk to Mkt SEA Bal: Deferred Tax |
|---|---|---|---|----------------------------------|---|--|
| Report Sequence: Accounting Group, Cusip and Ticket. | | | | | | |
| Group 100 | | | | | | |
| 9128283V0 | US TREASURY NOTE | 500,000.00 | 504,947.63 | 12/11/19 | 504,947.63 | .00 |
| 198063341 | 2.500 01/31/2025 | 500,000.00 | .00 | | .00 | .00 |
| Avble For Sale | | 505,000.00 | | | 3 | .00 |
| | | .00 | .00 | | .00 | .00 |
| 9128285S5 | US TREASURY NOTE | 500,000.00 | 503,469.04 | 12/02/19 | 504,219.00 | 749.96 |
| 198063340 | 2.500 12/31/2020 | 500,000.00 | .00 | 12/30/19 | .00 | 749.96 |
| Avble For Sale | | 503,750.00 | | | 2 | .00 |
| | | 592.47 | 157.49 | | 592.47 | 157.49 |
| 912828V98 | US TREASURY NOTE | 500,000.00 | 502,489.46 | 12/20/19 | 502,489.46 | .00 |
| 198063342 | 2.250 02/15/2027 | 500,000.00 | .00 | | .00 | .00 |
| Avble For Sale | | 502,500.00 | | | 3 | .00 |
| | | .00 | .00 | | .00 | .00 |
| Group 200 | | | | | | |
| 3128Q0FZ5 | FREDDIE MAC POOL #J19184 1-4 | 4,000,000.00 | 1,059,720.93 | 12/27/19 | 1,059,740.89 | 19.96 |
| 198063345 | FAMILY | 1,045,373.40 | .00 | 12/30/19 | .00 | 19.96 |
| Avble For Sale | 2.500 05/01/2027 | 1,059,740.89 | | | 2 | .00 |
| | | 15.77 | 4.19 | | 15.77 | 4.19 |
| 31294MCU3 | FREDDIE MAC GOLD POOL #E02783 1-4 | 2,150,000.00 | 111,316.29 | 07/17/12 | 112,648.41 | 72.51 |
| 160031234 | 4 FAMILY | 107,950.40 | 113,224.24 | 12/30/19 | 114,483.85 | 1,332.12 |
| Avble For Sale | 4.000 09/01/2025 | 114,865.70 | | | 2 | .00 |
| | | 57.28 | 15.23 | | 1,052.37 | 279.75 |
| 3138L3FS9 | FANNIE MAE DUS POOL #AM2876 | .00 | .00 | 11/06/17 | .00 | -482.05 |
| 160052180 | MULTI-FAMILY | .00 | 892,033.91 | 11/27/19 | 892,515.96 | .00 |
| Avble For Sale | 2.500 06/01/2021 | .00 | | | 2 | .00 |
| | | -380.82 | -101.23 | | .00 | .00 |
| 3138LABT5 | FANNIE MAE DUS POOL #AM9049 | 1,125,000.00 | 1,090,913.67 | 11/08/17 | 1,073,274.05 | -3,374.57 |
| 160052181 | MULTI-FAMILY | 1,043,385.18 | 1,093,420.07 | 12/30/19 | 1,079,155.02 | -17,639.62 |
| Avble For Sale | 3.050 06/01/2025 | 1,108,270.70 | | | 2 | .00 |
| | | -2,665.91 | -708.66 | | -13,935.30 | -3,704.32 |
| 3138W9RK8 | FANNIE MAE POOL #AS0489 1-4 | 475,000.00 | 162,841.53 | 04/25/14 | 164,857.63 | 115.47 |
| 160037654 | FAMILY | 162,710.14 | 166,140.90 | 12/30/19 | 168,041.53 | 2,016.10 |
| Avble For Sale | 2.500 09/01/2028 | 162,913.53 | | | 2 | .00 |
| | | 91.22 | 24.25 | | 1,592.72 | 423.38 |



Mark to Market Detail Report

SAMPLE PORTFOLIO
CITY, WI

InTrader (fairmkt)
Last : 11/30/2019
As-of: 12/31/2019
1999 199999

| Sec ID Ticket Intention OTTI | Description Rate(V) Call Cd-----Date-----Price | Maturity | Original Face Par/Curr Face Original Cost Mtd Adj: After Tax | Curr Book Value Prev Book Value Mtd Adj: Deferred Tax | Purch Dt Prcng Dt Trnfr Dt | Curr Fair Value Prev Fair Value Level SEA Bal: After Tax | Mtd Equity Adj SEA Bal MTD Trdg Mk to Mkt SEA Bal: Deferred Tax |
|--|---|------------|---|---|----------------------------------|---|--|
| Group 200 | | | | | | | |
| 31418A6Z6 198063343 Avble For Sale | FANNIE MAE POOL #MA1787 1-4 FAMILY 2.500 | 02/01/2024 | 5,500,000.00 1,079,588.79 1,089,246.01 39.41 | 1,089,196.13 .00 10.47 | 12/23/19 12/31/19 | 1,089,246.01 .00 2 39.41 | 49.88 49.88 .00 10.47 |
| 31418AXP8 160035778 Avble For Sale | FANNIE MAE POOL #MA1585 1-4 FAMILY 2.000 | 09/01/2023 | 1,500,000.00 291,935.16 292,756.23 -484.02 | 292,253.92 302,940.45 -128.66 | 08/16/13 12/30/19 | 288,891.28 300,190.49 2 -2,656.49 | -612.68 -3,362.64 .00 -706.15 |
| 31418NYE4 160043799 Avble For Sale | FANNIE MAE POOL #AD1608 1-4 FAMILY 4.000 | 02/01/2025 | 8,800,000.00 336,103.59 357,740.26 248.20 | 349,346.75 358,926.32 65.98 | 04/18/16 12/30/19 | 350,488.83 359,754.22 2 902.24 | 314.18 1,142.08 .00 239.84 |
| 31419AYS0 198063344 Avble For Sale | FANNIE MAE POOL #AE0720 1-4 FAMILY 3.500 | 01/01/2026 | 10,000,000.00 1,197,712.10 1,241,237.78 188.67 | 1,240,998.96 .00 50.15 | 12/18/19 12/30/19 | 1,241,237.78 .00 2 188.67 | 238.82 238.82 .00 50.15 |
| 36179MBC3 160031373 Avble For Sale | GINNIE MAE POOL #MA0035 ARM ANNUAL RESET 1-4 FAMILY 3.875 V | 04/20/2042 | 500,000.00 45,805.61 48,747.25 3.23 | 48,267.95 49,436.71 .86 | 06/29/12 12/30/19 | 47,222.77 48,387.44 2 -825.69 | 4.09 -1,045.18 .00 -219.49 |
| 36225EQ47 160052182 Avble For Sale | GINNIE MAE II POOL #82274 ARM ANNUAL RESET MULTI FAMILY 4.000 V | 01/20/2039 | 2,000,000.00 105,861.54 109,169.71 -332.75 | 108,831.94 109,181.31 -88.45 | 11/01/17 12/30/19 | 109,772.90 110,543.47 2 743.36 | -421.20 940.96 .00 197.60 |
| 36241K4V7 159002553 Avble For Sale | GINNIE MAE POOL #782636 1-4 FAMILY 4.000 | 04/15/2024 | 2,000,000.00 85,596.56 89,582.15 -28.12 | 85,596.56 89,146.04 -7.48 | 01/14/11 12/30/19 | 89,199.38 92,784.46 2 2,846.23 | -35.60 3,602.82 .00 756.59 |
| Group 220 | | | | | | | |
| 3136A2EW9 160037186 Avble For Sale | FANNIE MAE CMO SERIES 2011-113 CLASS FA MONTHLY RESET 1-4 FAMILY 2.042 V | 11/25/2026 | 700,000.00 110,150.29 110,009.19 -6.68 | 110,074.22 112,738.51 -1.78 | 02/07/14 12/30/19 | 110,431.35 113,104.10 2 282.13 | -8.46 357.13 .00 75.00 |



Mark to Market Detail Report

SAMPLE PORTFOLIO
CITY, WI

InTrader (fairmkt)
Last : 11/30/2019
As-of: 12/31/2019
1999 199999

| Sec ID Ticket Intention OTTI | Description Rate(V) Call Cd-----Date-----Price | Maturity | Original Face Par/Curr Face Original Cost Mtd Adj: After Tax | Curr Book Value Prev Book Value Mtd Adj: Deferred Tax | Purch Dt Prcng Dt Trnfr Dt | Curr Fair Value Prev Fair Value Level SEA Bal: After Tax | Mtd Equity Adj SEA Bal MTD Trdg Mk to Mkt SEA Bal: Deferred Tax |
|--|---|------------|---|---|----------------------------------|---|--|
| Group 220 | | | | | | | |
| 3136A87J3 160046356 Avble For Sale | FANNIE MAE CMO SERIES 2012-M15 CLASS A MONTHLY RESET MULTI- FAMILY 2.582 V | 10/25/2022 | 500,000.00 151,028.38 155,370.45 95.25 | 152,322.75 152,698.80 25.32 | 05/28/13 12/31/19 | 152,838.14 153,093.62 2 407.16 | 120.57 515.39 .00 108.23 |
| 3136ARQ76 160046357 Avble For Sale | FANNIE MAE ACES CMO 2016-M5 CLASS FA MONTHLY RESET MULTI- FAMILY 2.566 V | 04/25/2023 | 2,000,000.00 273,617.00 274,429.30 -5.06 | 274,007.03 291,278.26 -1.34 | 05/31/16 12/30/19 | 274,194.58 291,472.21 2 148.16 | -6.40 187.55 .00 39.39 |
| 3136ATX33 159004261 Avble For Sale | FANNIE MAE ACES CMO SERIES 2016- M10 CLASS FA MO RESET MULTI- FAMILY 2.406 V | 08/25/2028 | 1,000,000.00 945,495.25 945,495.25 -2,330.17 | 945,495.25 946,111.21 -619.41 | 02/08/17 12/30/19 | 950,409.75 953,975.29 2 3,882.45 | -2,949.58 4,914.50 .00 1,032.05 |
| 3137AME60 160052186 Avble For Sale | FREDDIE MAC CMO SERIES K017 CLASS A2 MULTI-FAMILY 2.873 | 12/01/2021 | 5,000,000.00 4,662,748.80 4,750,175.34 -4,346.52 | 4,704,686.20 4,716,177.96 -1,155.40 | 10/25/17 12/31/19 | 4,721,727.91 4,738,721.59 2 13,462.95 | -5,501.92 17,041.71 .00 3,578.76 |
| 3137BYMP2 164021598 Avble For Sale | FREDDIE MAC CMO SERIES KJ14 CLASS A1 MULTI-FAMILY 2.197 | 11/25/2023 | 2,500,000.00 631,522.78 627,378.41 -1,727.45 | 628,769.97 631,385.90 -459.19 | 11/20/17 12/30/19 | 637,158.55 641,961.12 2 6,626.98 | -2,186.64 8,388.58 .00 1,761.60 |
| 31394CGV8 159000664 Avble For Sale | FANNIE MAE CMO SERIES 2005-13 CLASS FM MONTHLY RESET 1-4 FAMILY 2.192 V | 03/25/2035 | 4,289,153.00 87,253.21 87,253.21 3.04 | 87,253.21 87,968.38 .81 | 10/01/08 12/30/19 | 87,156.78 87,868.10 2 -76.18 | 3.85 -96.43 .00 -20.25 |
| 31394LMW9 160031370 Avble For Sale | FREDDIE MAC CMO SERIES 2712 CLASS MB 1-4 FAMILY 4.500 | 11/15/2023 | 1,250,000.00 79,979.91 86,727.82 45.12 | 82,600.63 85,949.96 11.99 | 07/17/12 12/30/19 | 82,114.98 85,407.20 2 -383.66 | 57.11 -485.65 .00 -101.99 |



Mark to Market Detail Report

SAMPLE PORTFOLIO
CITY, WI


InTrader (fairmkt)

Last : 11/30/2019

As-of: 12/31/2019

1999 199999

| Sec ID Ticket Intention OTTI | Description Rate(V) Call Cd-----Date-----Price Maturity | Original Face Par/Curr Face Original Cost Mtd Adj: After Tax | Curr Book Value Prev Book Value Mtd Adj: Deferred Tax | Purch Dt Prcng Dt Trnfr Dt | Curr Fair Value Prev Fair Value Level SEA Bal: After Tax | Mtd Equity Adj SEA Bal MTD Trdg Mk to Mkt SEA Bal: Deferred Tax |
|--|---|---|---|----------------------------------|---|--|
| Group 220 | | | | | | |
| 38373VY46 160029753 Avble For Sale | GINNIE MAE CMO SERIES 2002-77 CLASS FA MONTHLY RESET 1-4 FAMILY 2.220 V 11/16/2032 | 1,000,000.00 18,294.89 18,386.36 .27 | 18,351.98 18,840.06 .07 | 04/01/12 12/30/19 | 18,346.53 18,834.27 2 -4.31 | .34 -5.45 .00 -1.14 |
| 38373VY46 198051872 Avble For Sale | GINNIE MAE CMO SERIES 2002-77 CLASS FA MONTHLY RESET 1-4 FAMILY 2.220 V 11/16/2032 | 1,000,000.00 18,294.89 18,340.63 -.21 | 18,334.14 18,821.62 -.05 | 11/16/17 12/30/19 | 18,346.53 18,834.27 2 9.79 | -.26 12.39 .00 2.60 |
| 38377YWD8 209001907 Avble For Sale | GINNIE MAE CMO SERIES 2011-140 CLASS PC 1-4 FAMILY 2.000 08/16/2039 | 2,000,000.00 344,481.58 344,481.58 233.13 | 344,481.58 362,684.20 61.97 | 08/28/18 12/30/19 | 343,567.74 361,475.26 2 -721.93 | 295.10 -913.84 .00 -191.91 |
| 38378ER62 160031374 Avble For Sale | GINNIE MAE CMO SERIES 2012-81 CLASS AB 1-4 FAMILY 1.500 04/20/2027 | 1,200,000.00 138,206.89 139,200.60 132.98 | 138,725.95 148,864.33 35.35 | 07/27/12 12/30/19 | 136,155.22 146,125.27 2 -2,030.88 | 168.33 -2,570.73 .00 -539.85 |
| 38381XVN3 198061575 Avble For Sale | GINNIE MAE CMO SERIES 19-99 CLASS JC 1-4 FAMILY 3.000 08/01/2049 | 1,000,000.00 983,243.52 997,800.13 -3,394.15 | 997,748.85 1,002,523.83 -902.24 | 10/31/19 12/31/19 | 999,292.22 1,008,363.59 2 1,219.26 | -4,296.39 1,543.37 .00 324.11 |
| 38381XVN3 198061576 Avble For Sale | GINNIE MAE CMO SERIES 19-99 CLASS JC 1-4 FAMILY 3.000 08/01/2049 | 1,500,000.00 1,474,865.28 1,496,700.20 -5,091.23 | 1,496,623.28 1,503,785.75 -1,353.36 | 10/31/19 12/31/19 | 1,498,938.33 1,512,545.39 2 1,828.89 | -6,444.59 2,315.05 .00 486.16 |
| Group 230 | | | | | | |
| 3133EGAH8 160052190 Avble For Sale | FEDERAL FARM CREDIT BANK 1.550 05/17/2021 Contin c 01/06/20 100.000000 | 500,000.00 500,000.00 491,875.00 443.02 | 496,732.76 496,538.05 117.77 | 11/17/17 12/30/19 | 498,287.50 497,532.00 2 1,228.24 | 560.79 1,554.74 .00 326.50 |




Mark to Market Detail Report

SAMPLE PORTFOLIO
CITY, WI

InTrader (fairmkt)
Last : 11/30/2019
As-of: 12/31/2019
1999 199999

| Sec ID Ticket Intention OTTI | Description Rate(V) Maturity Call Cd-----Date-----Price | Original Face Par/Curr Face Original Cost Mtd Adj: After Tax | Curr Book Value Prev Book Value Mtd Adj: Deferred Tax | Purch Dt Prcng Dt Trnfr Dt | Curr Fair Value Prev Fair Value Level SEA Bal: After Tax | Mtd Equity Adj SEA Bal MTD Trdg Mk to Mkt SEA Bal: Deferred Tax |
|---------------------------------------|---|---|---|----------------------------------|---|--|
| Group 230 | | | | | | |
| 3134G94U8 | FREDDIE MAC MEDIUM TERM NOTE | 750,000.00 | 709,671.98 | 11/24/17 | 739,383.75 | -6,528.02 |
| 160052192 | 2.000 08/24/2026 | 750,000.00 | 709,213.71 | 12/30/19 | 745,453.50 | 29,711.77 |
| Avble For Sale | Recur c 02/24/20 100.000000 | 698,437.50 | | | 2 | .00 |
| | | -5,157.14 | -1,370.88 | | 23,472.30 | 6,239.47 |
| 3136G1H28 | FANNIE MAE | 1,000,000.00 | 997,887.39 | 03/28/13 | 1,000,102.00 | -225.44 |
| 160033762 | 1.700 09/28/2020 | 1,000,000.00 | 997,651.95 | 12/30/19 | 1,000,092.00 | 2,214.61 |
| Avble For Sale | | 980,000.00 | | | 2 | .00 |
| | | -178.10 | -47.34 | | 1,749.54 | 465.07 |
| 3136G35N1 | FANNIE MAE | 500,000.00 | 471,855.73 | 11/20/17 | 494,719.50 | -5,459.33 |
| 160052191 | 2.250 09/21/2028 | 500,000.00 | 471,620.40 | 12/30/19 | 499,943.50 | 22,863.77 |
| Avble For Sale | Recur c 03/21/20 100.000000 | 466,062.50 | | | 2 | .00 |
| | | -4,312.87 | -1,146.46 | | 18,062.38 | 4,801.39 |
| 83162CTN3 | SMALL BUSINESS ADMINISTRATION | 1,200,000.00 | 420,261.41 | 03/07/13 | 412,540.02 | -2,710.44 |
| 160052382 | SERIES 2010-20I CLASS 1 | 402,383.46 | 420,381.74 | 12/30/19 | 415,370.79 | -7,721.39 |
| Avble For Sale | 3.210 09/01/2030 | 433,065.20 | | | 2 | .00 |
| | | -2,141.25 | -569.19 | | -6,099.90 | -1,621.49 |
| 83165ARA4 | SMALL BUSINESS ADMINISTRATION | 500,000.00 | 225,718.58 | 01/29/15 | 211,173.54 | 517.98 |
| 198011705 | POOL #522081 MONTHLY RESET | 196,813.91 | 235,923.80 | 12/30/19 | 220,860.78 | -14,545.04 |
| Avble For Sale | 5.250 V 09/25/2039 | 227,074.05 | | | 2 | .00 |
| | | 409.20 | 108.78 | | -11,490.58 | -3,054.46 |
| 83165ARA4 | SMALL BUSINESS ADMINISTRATION | 500,000.00 | 221,032.94 | 01/29/15 | 211,173.54 | 413.03 |
| 198011706 | POOL #522081 MONTHLY RESET | 196,813.91 | 231,133.21 | 12/30/19 | 220,860.78 | -9,859.40 |
| Avble For Sale | 5.250 V 09/25/2039 | 227,074.05 | | | 2 | .00 |
| | | 326.29 | 86.74 | | -7,788.93 | -2,070.47 |
| 83165ARA4 | SMALL BUSINESS ADMINISTRATION | 500,000.00 | 221,032.94 | 01/29/15 | 211,173.54 | 413.03 |
| 198011707 | POOL #522081 MONTHLY RESET | 196,813.91 | 231,133.21 | 12/30/19 | 220,860.78 | -9,859.40 |
| Avble For Sale | 5.250 V 09/25/2039 | 227,074.05 | | | 2 | .00 |
| | | 326.29 | 86.74 | | -7,788.93 | -2,070.47 |
| Group 300 | | | | | | |
| 003392HY6 | ABILENE KANSAS GENERAL | 100,000.00 | 101,587.69 | 08/01/16 | 102,107.00 | -49.93 |
| 160045147 | OBLIGATION BOND SERIES A | 100,000.00 | 101,784.76 | 12/30/19 | 102,354.00 | 519.31 |
| Avble For Sale | 4.300 09/01/2027 | 109,419.00 | | | 2 | .00 |
| | Called x 09/01/20 100.000000 | -39.44 | -10.49 | | 410.25 | 109.06 |



Mark to Market Detail Report

SAMPLE PORTFOLIO
CITY, WI

InTrader (fairmkt)
Last : 11/30/2019
As-of: 12/31/2019
1999 199999

| Sec ID Ticket Intention OTTI | Description Rate(V) Maturity Call Cd-----Date-----Price | Original Face Par/Curr Face Original Cost Mtd Adj: After Tax | Curr Book Value Prev Book Value Mtd Adj: Deferred Tax | Purch Dt Prng Dt Trnfr Dt | Curr Fair Value Prev Fair Value Level SEA Bal: After Tax | Mtd Equity Adj SEA Bal MTD Trdg Mk to Mkt SEA Bal: Deferred Tax |
|--|---|---|---|---------------------------------|---|--|
| Group 300 | | | | | | |
| 022029KT8 160052195 Avble For Sale | CITY OF ALTOONA WISCONSIN GENERAL OBLIGATION PROMISSORY NOTE SERIES 2016A 1.750 12/01/2022 | 500,000.00 500,000.00 505,000.00 487.52 | 502,941.26 503,023.37 129.59 | 11/17/17 12/30/19 | 505,940.00 505,405.00 2 2,369.00 | 617.11 2,998.74 .00 629.74 |
| 045141TQ1 160052194 Avble For Sale | ASHWAUBENON WISCONSIN GENERAL OBLIGATION PROMISSORY NOTE 2.000 06/01/2021 | 840,000.00 840,000.00 859,941.60 307.52 | 848,124.72 848,597.98 81.74 | 11/22/17 12/30/19 | 849,660.00 849,744.00 2 1,212.87 | 389.26 1,535.28 .00 322.41 |
| 049721DT7 160044193 Avble For Sale | ATTALLA ALABAMA REVENUE WATER BOARD BOND 3.750 09/01/2039 Contin c 09/01/23 100.000000 | 500,000.00 500,000.00 499,600.00 -289.12 | 499,657.27 499,656.29 -76.86 | 08/29/14 12/30/19 | 520,085.00 520,450.00 2 16,137.91 | -365.98 20,427.73 .00 4,289.82 |
| 2131838N9 160028663 Avble For Sale | COOK COUNTY ILLINOIS GENERAL OBLIGATION SERIES A REFUNDING BOND - NON BQ 4.625 11/15/2028 Contin c 01/30/20 100.000000 | 500,000.00 500,000.00 527,975.00 .00 | 500,000.00 500,000.00 .00 | 02/21/12 12/30/19 | 500,000.00 500,000.00 2 .00 | .00 .00 .00 .00 |
| 223223CR7 160033772 Avble For Sale | COVINGTON INDIANA REVENUE MULTI SCHOOL BUILDING REFUNDING BOND 2.650 07/15/2024 Contin c 01/15/22 100.000000 | 300,000.00 300,000.00 302,289.00 70.20 | 300,574.76 300,597.62 18.66 | 03/15/13 12/30/19 | 306,072.00 306,006.00 2 4,342.82 | 88.86 5,497.24 .00 1,154.42 |
| 646720LA8 160058527 Avble For Sale | NEW LONDON WISCONSIN REVENUE SEWERAGE WATER & ELECTRIC SYSTEM BOND SERIES A 3.000 12/01/2037 Contin c 12/01/27 100.000000 | 495,000.00 495,000.00 501,187.50 203.73 | 500,852.57 500,907.51 54.16 | 06/27/19 12/30/19 | 510,404.40 510,201.45 2 7,545.95 | 257.89 9,551.83 .00 2,005.88 |
| 822516L57 160038212 Avble For Sale | SHELDON TEXAS ZERO COUPON GENERAL OBLIGATION SCHOOL DISTRICT REFUNDING BOND 3.500 02/15/2028 | 470,000.00 470,000.00 268,031.60 561.33 | 354,570.36 353,546.60 149.21 | 12/08/11 12/30/19 | 408,284.30 406,550.00 2 42,434.01 | 710.54 53,713.94 .00 11,279.93 |




Mark to Market Detail Report

SAMPLE PORTFOLIO
CITY, WI

InTrader (fairmkt)
Last : 11/30/2019
As-of: 12/31/2019
1999 199999

| Sec ID Ticket Intention OTTI | Description Rate(V) Maturity Call Cd-----Date-----Price | Original Face Par/Curr Face Original Cost Mtd Adj: After Tax | Curr Book Value Prev Book Value Mtd Adj: Deferred Tax | Purch Dt Prcng Dt Trnfr Dt | Curr Fair Value Prev Fair Value Level SEA Bal: After Tax | Mtd Equity Adj SEA Bal MTD Trdg Mk to Mkt SEA Bal: Deferred Tax |
|--|--|---|---|----------------------------------|---|--|
| Group 300 | | | | | | |
| 866398FG0 160045145 Avble For Sale | SUMNER COUNTY KANSAS GENERAL OBLIGATION SCHOOL DISTRICT REFUNDING BOND 3.250 09/01/2025 Contin c 09/01/21 100.000000 | 250,000.00 250,000.00 250,000.00 -77.02 | 250,000.00 250,000.00 -20.48 | 08/01/16 12/30/19 | 257,980.00 258,077.50 2 6,304.20 | -97.50 7,980.00 .00 1,675.80 |
| 869265YJ1 160052207 Avble For Sale | SUSSEX COUNTY NEW JERSEY GENERAL OBLIGATION COLLEGE BOND 2.000 03/15/2023 | 150,000.00 150,000.00 150,000.00 103.09 | 150,000.00 150,000.00 27.41 | 11/17/17 12/30/19 | 154,480.50 154,350.00 2 3,539.59 | 130.50 4,480.50 .00 940.91 |
| 976622JE1 160052197 Avble For Sale | WISCONSIN DELLS WISCONSIN GENERAL OBLIGATION REFUNDING BOND 1.600 03/01/2024 | 300,000.00 300,000.00 294,825.00 612.95 | 296,506.19 296,439.07 162.93 | 11/15/17 12/30/19 | 302,400.00 301,557.00 2 4,656.11 | 775.88 5,893.81 .00 1,237.70 |
| Group 311 | | | | | | |
| 256317DW5 160045148 Avble For Sale | DODGE CITY KANSAS CERTIFICATE OF PARTICIPATION COMMUNITY COLLEGE 2.400 04/15/2025 Contin c 04/15/21 100.000000 | 125,000.00 125,000.00 129,687.50 70.57 | 126,318.44 126,402.77 18.76 | 08/01/16 12/30/19 | 126,053.75 126,048.75 2 -209.11 | 89.33 -264.69 .00 -55.58 |
| Group 320 | | | | | | |
| 472904P21 160045159 Avble For Sale | JEFFERSON COUNTY KENTUCKY TAXABLE REVENUE SCHOOL DISTRICT BOND 5.125 11/01/2029 Contin c 11/01/20 100.000000 | 400,000.00 400,000.00 409,000.00 -1,072.35 | 401,904.74 402,091.33 -285.06 | 08/03/16 12/30/19 | 410,084.00 411,628.00 2 6,461.62 | -1,357.41 8,179.26 .00 1,717.64 |
| 478718D71 160045151 Avble For Sale | JOHNSON COUNTY KANSAS TAXABLE GENERAL OBLIGATION SCHOOL BUILD AMERICA BOND 4.500 09/01/2021 Contin c 09/01/20 100.000000 | 250,000.00 250,000.00 250,000.00 -414.75 | 250,000.00 250,000.00 -110.25 | 07/01/16 12/30/19 | 254,740.00 255,265.00 2 3,744.60 | -525.00 4,740.00 .00 995.40 |



Mark to Market Detail Report

SAMPLE PORTFOLIO
CITY, WI

InTrader (fairmkt)
Last : 11/30/2019
As-of: 12/31/2019
1999 199999

| Sec ID Ticket Intention OTTI | Description Rate(V) Maturity Call Cd-----Date-----Price | Original Face Par/Curr Face Original Cost Mtd Adj: After Tax | Curr Book Value Prev Book Value Mtd Adj: Deferred Tax | Purch Dt Prcng Dt Trnfr Dt | Curr Fair Value Prev Fair Value Level SEA Bal: After Tax | Mtd Equity Adj SEA Bal MTD Trdg Mk to Mkt SEA Bal: Deferred Tax |
|---------------------------------------|---|---|---|----------------------------------|---|--|
| Group 320 | | | | | | |
| 563039AJ5 | MANHATTAN KANSAS TAXABLE | 200,000.00 | 200,000.00 | 08/15/16 | 200,416.00 | -6.00 |
| 160045150 | SALES TAX REVENUE DOWNTOWN | 200,000.00 | 200,000.00 | 12/30/19 | 200,422.00 | 416.00 |
| Avble For Sale | DEVELOPMENT BOND | 211,382.00 | | | 2 | .00 |
| | 5.482 12/01/2020 | -4.74 | -1.26 | | 328.64 | 87.36 |
| | Contin c 01/30/20 100.000000 | | | | | |
| 675634JS9 | OCONOMOWOC WISCONSIN TAXABLE | 150,000.00 | 150,000.00 | 02/15/11 | 150,000.00 | .00 |
| 160020842 | GENERAL OBLIGATION BUILD | 150,000.00 | 150,000.00 | 12/30/19 | 150,000.00 | .00 |
| Avble For Sale | AMERICA BOND | 150,000.00 | | | 2 | .00 |
| | 5.625 04/01/2022 | .00 | .00 | | .00 | .00 |
| | Contin c 01/30/20 100.000000 | | | | | |
| 980694CG6 | VILLAGE OF WOODVILLE WI TAXABLE | 115,000.00 | 114,998.05 | 09/19/18 | 115,691.15 | -148.37 |
| 160055743 | GENERAL OBLIGATION REFUNDING | 115,000.00 | 114,998.03 | 12/30/19 | 115,839.50 | 693.10 |
| Avble For Sale | BOND SERIES 2011A | 114,997.70 | | | 2 | .00 |
| | 4.000 03/01/2026 | -117.21 | -31.16 | | 547.55 | 145.55 |
| | Contin c 03/01/21 100.000000 | | | | | |
| Group 420 | | | | | | |
| 38141EB81 | GOLDMAN SACHS GROUP INC | 900,000.00 | 903,500.24 | 12/16/13 | 931,790.70 | 2,662.59 |
| 160039058 | CORPORATE MEDIUM TERM NOTE | 900,000.00 | 903,576.23 | 12/30/19 | 929,204.10 | 28,290.46 |
| Avble For Sale | QUARTERLY RESET | 908,910.00 | | | 2 | .00 |
| | 3.514 V 11/29/2023 | 2,103.45 | 559.14 | | 22,349.46 | 5,941.00 |
| Group 500 | | | | | | |
| 02589AAT9 | AMERICAN EXPRESS NATIONAL BANK | 245,000.00 | 245,000.00 | 07/10/18 | 257,272.30 | -524.54 |
| 160054570 | CERTIFICATE OF DEPOSIT | 245,000.00 | 245,000.00 | 12/30/19 | 257,796.84 | 12,272.30 |
| Avble For Sale | 3.300 07/10/2023 | 245,000.00 | | | 2 | .00 |
| | | -414.39 | -110.15 | | 9,695.12 | 2,577.18 |
| 36163FNH2 | GE CAPITAL BANK CERTIFICATE OF | .00 | .00 | 12/01/17 | .00 | -33.37 |
| 198048641 | DEPOSIT | .00 | 249,000.00 | 11/27/19 | 249,033.37 | .00 |
| Avble For Sale | 2.000 12/05/2019 | .00 | | | 2 | .00 |
| | | -26.36 | -7.01 | | .00 | .00 |
| 38148PBG1 | GOLDMAN SACHS BANK CERTIFICATE | 100,000.00 | 100,000.00 | 01/31/17 | 100,885.10 | -31.90 |
| 198030054 | OF DEPOSIT | 100,000.00 | 100,000.00 | 12/30/19 | 100,917.00 | 885.10 |
| Avble For Sale | 1.900 02/24/2022 | 100,000.00 | | | 2 | .00 |
| | | -25.20 | -6.70 | | 699.23 | 185.87 |



Mark to Market Detail Report

SAMPLE PORTFOLIO
CITY, WI

InTrader (fairmkt)
Last : 11/30/2019
As-of: 12/31/2019
1999 199999

| Sec ID Ticket Intention OTTI | Description Rate(V) Maturity Call Cd-----Date-----Price | Original Face Par/Curr Face Original Cost Mtd Adj: After Tax | Curr Book Value Prev Book Value Mtd Adj: Deferred Tax | Purch Dt Prcng Dt Trnfr Dt | Curr Fair Value Prev Fair Value Level SEA Bal: After Tax | Mtd Equity Adj SEA Bal MTD Trdg Mk to Mkt SEA Bal: Deferred Tax |
|---------------------------------------|---|---|---|----------------------------------|---|--|
| Group 500 | | | | | | |
| 38148PGM3 | GOLDMAN SACHS BANK USA | 249,000.00 | 249,000.00 | 12/01/17 | 248,716.64 | -247.01 |
| 198048644 | CERTIFICATE OF DEPOSIT | 249,000.00 | 249,000.00 | 12/30/19 | 248,963.65 | -283.36 |
| Avble For Sale | 1.900 08/03/2023 | 249,000.00 | | | 2 | .00 |
| | | -195.14 | -51.87 | | -223.85 | -59.51 |
| 87165ELR6 | SYNCHRONY BANK CERTIFICATE OF | 245,000.00 | 245,000.00 | 03/03/17 | 251,277.88 | -330.51 |
| 198030555 | DEPOSIT | 245,000.00 | 245,000.00 | 12/30/19 | 251,608.39 | 6,277.88 |
| Avble For Sale | 2.500 02/20/2024 | 245,000.00 | | | 2 | .00 |
| | | -261.10 | -69.41 | | 4,959.53 | 1,318.35 |
| 9497486H5 | WELLS FARGO BANK NA CERTIFICATE | 249,000.00 | 249,000.00 | 12/01/17 | 248,663.35 | -110.31 |
| 198048643 | OF DEPOSIT | 249,000.00 | 249,000.00 | 12/30/19 | 248,773.66 | -336.65 |
| Avble For Sale | 1.600 06/30/2021 | 249,000.00 | | | 2 | .00 |
| | | -87.14 | -23.17 | | -265.95 | -70.70 |
| 949763AM8 | WELLS FARGO BANK NA CERTIFICATE | 245,000.00 | 245,000.00 | 08/31/16 | 244,598.45 | -67.13 |
| 159004238 | OF DEPOSIT | 245,000.00 | 245,000.00 | 12/30/19 | 244,665.58 | -401.55 |
| Avble For Sale | 1.600 08/31/2021 | 245,000.00 | | | 2 | .00 |
| | | -53.03 | -14.10 | | -317.22 | -84.33 |



Mark to Market Detail Report

SAMPLE PORTFOLIO
CITY, WI

InTrader (fairmkt)
Last : 11/30/2019
As-of: 12/31/2019
1999 199999

| Sec ID Ticket Intention OTTI | Description Rate(V) Call Cd-----Date-----Maturity Price | Original Face Par/Curr Face Original Cost Mtd Adj: After Tax | Curr Book Value Prev Book Value Mtd Adj: Deferred Tax | Purch Dt Prcng Dt Trnfr Dt | Curr Fair Value Prev Fair Value Level SEA Bal: After Tax | Mtd Equity Adj SEA Bal MTD Trdg Mk to Mkt SEA Bal: Deferred Tax |
|---------------------------------------|--|---|---|----------------------------------|---|--|
|---------------------------------------|--|---|---|----------------------------------|---|--|

*** TOTALS BY GROUP/PORTFOLIO:

| Count | | | | | | |
|------------------|-----------|---------------------------------------|---|--|--|--|
| 100 | 3 | GOVT TREASURIES Available For Sale | 1,500,000.00 1,500,000.00 1,511,250.00 592.47 (.00) | 1,510,906.13 .00 157.49 (.00) | 1,511,656.09 .00 592.47 (.00) | 749.96 749.96 .00 157.49 (.00) |
| GRP TOTAL | 3 | GOVT TREASURIES | 1,500,000.00 1,500,000.00 1,511,250.00 592.47 (.00) | 1,510,906.13 .00 157.49 (.00) | 1,511,656.09 .00 592.47 (.00) | 749.96 749.96 .00 157.49 (.00) |
| 200 | 12 | GOVT ABS/MBS Available For Sale | 38,050,000.00 5,502,022.47 5,674,270.21 643.78 (3,891.62) | 5,639,284.63 3,174,449.95 171.13 (1,034.48) | 5,626,579.93 3,165,856.44 7,380.76 (17,417.48) | -4,111.19 -12,704.70 .00 1,961.98 (4,629.96) |
| GRP TOTAL | 12 | GOVT ABS/MBS | 38,050,000.00 5,502,022.47 5,674,270.21 643.78 (3,891.62) | 5,639,284.63 3,174,449.95 171.13 (1,034.48) | 5,626,579.93 3,165,856.44 7,380.76 (17,417.48) | -4,111.19 -12,704.70 .00 1,961.98 (4,629.96) |
| 220 | 14 | GOVT CMO/REMIC Available For Sale | 24,939,153.00 9,919,182.67 10,051,748.47 509.79 (16,901.45) | 9,999,475.04 10,079,828.77 135.51 (4,492.79) | 10,030,678.61 10,131,781.28 27,867.78 (3,216.96) | -20,748.94 31,203.57 .00 7,407.89 (855.14) |
| GRP TOTAL | 14 | GOVT CMO/REMIC | 24,939,153.00 9,919,182.67 10,051,748.47 509.79 (16,901.45) | 9,999,475.04 10,079,828.77 135.51 (4,492.79) | 10,030,678.61 10,131,781.28 27,867.78 (3,216.96) | -20,748.94 31,203.57 .00 7,407.89 (855.14) |
| 230 | 8 | GOVT AGENCIES Available For Sale | 5,450,000.00 3,742,825.19 3,750,662.35 1,504.82 (11,789.35) | 3,764,193.73 3,793,596.07 400.01 (3,133.88) | 3,778,553.39 3,820,974.13 44,512.46 (33,168.33) | -13,018.40 14,359.66 .00 11,832.43 (8,816.90) |




Mark to Market Detail Report

SAMPLE PORTFOLIO
CITY, WI

InTrader (fairmkt)
Last : 11/30/2019
As-of: 12/31/2019
1999 199999

| Sec ID Ticket Intention OTTI | Description Rate(V) Call Cd-----Date-----Price | Maturity | Original Face Par/Curr Face Original Cost Mtd Adj: After Tax | Curr Book Value Prev Book Value Mtd Adj: Deferred Tax | Purch Dt Prcng Dt Trnfr Dt | Curr Fair Value Prev Fair Value Level SEA Bal: After Tax | Mtd Equity Adj SEA Bal MTD Trdg Mk to Mkt SEA Bal: Deferred Tax |
|---------------------------------------|--|--|--|---|----------------------------------|---|--|
| GRP TOTAL | 8 | GOVT AGENCIES | 5,450,000.00 3,742,825.19 3,750,662.35 1,504.82 (11,789.35) | 3,764,193.73 3,793,596.07 400.01 (3,133.88) | | 3,778,553.39 3,820,974.13 44,512.46 (33,168.33) | -13,018.40 14,359.66 11,832.43 (8,816.90) |
| 300 | 11 | EXEMPT MUNICIPALS Available For Sale | 4,405,000.00 4,405,000.00 4,268,268.70 2,346.33 (405.59) | 4,304,814.82 4,304,553.20 623.71 (107.82) | | 4,417,413.20 4,414,694.95 88,952.72 (.00) | 2,456.63 112,598.38 23,645.66 (.00) |
| GRP TOTAL | 11 | EXEMPT MUNICIPALS | 4,405,000.00 4,405,000.00 4,268,268.70 2,346.33 (405.59) | 4,304,814.82 4,304,553.20 623.71 (107.82) | | 4,417,413.20 4,414,694.95 88,952.72 (.00) | 2,456.63 112,598.38 23,645.66 (.00) |
| 311 | 1 | EX MUNI LEASE/COP Available For Sale | 125,000.00 125,000.00 129,687.50 70.57 (.00) | 126,318.44 126,402.77 18.76 (.00) | | 126,053.75 126,048.75 .00 (209.11) | 89.33 -264.69 .00 (55.58) |
| GRP TOTAL | 1 | EX MUNI LEASE/COP | 125,000.00 125,000.00 129,687.50 70.57 (.00) | 126,318.44 126,402.77 18.76 (.00) | | 126,053.75 126,048.75 .00 (209.11) | 89.33 -264.69 .00 (55.58) |
| 320 | 5 | TAXABLE MUNICIPALS Available For Sale | 1,115,000.00 1,115,000.00 1,135,379.70 .00 (1,609.06) | 1,116,902.79 1,117,089.36 .00 (427.72) | | 1,130,931.15 1,133,154.50 11,082.40 (.00) | -2,036.78 14,028.36 2,945.96 (.00) |
| GRP TOTAL | 5 | TAXABLE MUNICIPALS | 1,115,000.00 1,115,000.00 1,135,379.70 .00 (1,609.06) | 1,116,902.79 1,117,089.36 .00 (427.72) | | 1,130,931.15 1,133,154.50 11,082.40 (.00) | -2,036.78 14,028.36 2,945.96 (.00) |



Mark to Market Detail Report

SAMPLE PORTFOLIO
CITY, WI

InTrader (fairmkt)
Last : 11/30/2019
As-of: 12/31/2019
1999 199999

| Sec ID Ticket Intention OTTI | Description Rate(V) Call Cd-----Date-----Maturity Price | Original Face Par/Curr Face Original Cost Mtd Adj: After Tax | Curr Book Value Prev Book Value Mtd Adj: Deferred Tax | Purch Dt Prcng Dt Trnfr Dt | Curr Fair Value Prev Fair Value Level SEA Bal: After Tax | Mtd Equity Adj SEA Bal MTD Trdg Mk to Mkt SEA Bal: Deferred Tax |
|---------------------------------------|--|---|--|---|--|---|
| 420 | 1 | CORPORATE ISSUES Available For Sale | 900,000.00 900,000.00 908,910.00 2,103.45 (.00) | 903,500.24 903,576.23 | 931,790.70 929,204.10 22,349.46 (.00) | 2,662.59 28,290.46 .00 5,941.00 (.00) |
| GRP TOTAL | 1 | CORPORATE ISSUES | 900,000.00 900,000.00 908,910.00 2,103.45 (.00) | 903,500.24 903,576.23 | 931,790.70 929,204.10 22,349.46 (.00) | 2,662.59 28,290.46 .00 5,941.00 (.00) |
| 500 | 7 | CERTIF OF DEPOSIT Available For Sale | 1,333,000.00 1,333,000.00 1,333,000.00 .00 (1,062.37) | 1,333,000.00 1,582,000.00 .00 (282.40) | 1,351,413.72 1,601,758.49 15,353.87 (807.03) | -1,344.77 18,413.72 .00 4,081.41 (214.53) |
| GRP TOTAL | 7 | CERTIF OF DEPOSIT | 1,333,000.00 1,333,000.00 1,333,000.00 .00 (1,062.37) | 1,333,000.00 1,582,000.00 .00 (282.40) | 1,351,413.72 1,601,758.49 15,353.87 (807.03) | -1,344.77 18,413.72 .00 4,081.41 (214.53) |
| *** | 62 | TOTAL Available For Sale | 77,817,153.00 28,542,030.33 28,763,176.93 7,771.21 (35,659.44) | 28,698,395.82 25,081,496.35 2,065.75 (9,479.09) | 28,905,070.54 25,323,472.64 218,091.92 (54,818.91) | -35,301.57 206,674.72 .00 57,973.82 (14,572.11) |
| TOTAL | 62 | | 77,817,153.00 28,542,030.33 28,763,176.93 7,771.21 (35,659.44) | 28,698,395.82 25,081,496.35 2,065.75 (9,479.09) | 28,905,070.54 25,323,472.64 218,091.92 (54,818.91) | -35,301.57 206,674.72 .00 57,973.82 (14,572.11) |

| Group | Name | Price Level | #of | Par | Book Value | Fair Value |
|-------|-------------------|-------------|-----|--------------|--------------|---------------|
| 100 | GOVT TREASURIES | 2 | 1 | 500,000.00 | 503,469.04 | 504,219.00 |
| 100 | GOVT TREASURIES | 3 | 2 | 1,000,000.00 | 1,007,437.09 | 1,007,437.09 |
| 200 | GOVT ABS/MBS | 2 | 12 | 5,502,022.47 | 5,639,284.63 | 5,626,579.93 |
| 220 | GOVT CMO/REMIC | 2 | 14 | 9,919,182.67 | 9,999,475.04 | 10,030,678.61 |
| 230 | GOVT AGENCIES | 2 | 8 | 3,742,825.19 | 3,764,193.73 | 3,778,553.39 |
| 300 | EXEMPT MUNICIPALS | 2 | 11 | 4,405,000.00 | 4,304,814.82 | 4,417,413.20 |



Mark to Market Detail Report

SAMPLE PORTFOLIO
CITY, WI

InTrader (fairmkt)
Last : 11/30/2019
As-of: 12/31/2019
1999 199999

| Sec ID Ticket Intention OTTI | Description Rate(V) Maturity Call Cd-----Date-----Price | Original Face Par/Curr Face Original Cost Mtd Adj: After Tax | Curr Book Value Prev Book Value Mtd Adj: Deferred Tax | Purch Dt Prcng Dt Trnfr Dt | Curr Fair Value Prev Fair Value Level SEA Bal: After Tax | Mtd Equity Adj SEA Bal MTD Trdg Mk to Mkt SEA Bal: Deferred Tax |
|---------------------------------------|---|---|---|----------------------------------|---|--|
| 311 | EX MUNI LEASE/COP 2 | 1 | 125,000.00 | 126,318.44 | 126,053.75 | |
| 320 | TAXABLE MUNICIPALS 2 | 5 | 1,115,000.00 | 1,116,902.79 | 1,130,931.15 | |
| 420 | CORPORATE ISSUES 2 | 1 | 900,000.00 | 903,500.24 | 931,790.70 | |
| 500 | CERTIF OF DEPOSIT 2 | 7 | 1,333,000.00 | 1,333,000.00 | 1,351,413.72 | |
| Totals | | 2 | 27,542,030.33 | 27,690,958.73 | 27,897,633.45 | |
| Totals | | 3 | 1,000,000.00 | 1,007,437.09 | 1,007,437.09 | |

Effective Tax Rate: 21.0%

This page intentionally left blank

Status Change Report

SAMPLE PORTFOLIO

CITY, WI

InTrader (statchg)

Last : 11/30/2019

As-of: 12/31/2019

1999 199999

| Security | Ticket | Description | Changed From | Changed To | Source |
|-----------|-----------|---------------|--------------|------------|--------|
| 3128Q0FZ5 | 198063345 | Est Mat Date | 10/01/22 | 11/01/22 | opr |
| 31294MCU3 | 160031234 | Est Mat Date | 03/01/22 | 05/01/22 | opr |
| 3136A87J3 | 160046356 | Est Mat Date | 07/19/22 | 08/01/22 | opr |
| 3136ARQ76 | 160046357 | Est Mat Date | 03/10/23 | 03/01/23 | opr |
| 3136ATX33 | 159004261 | Est Mat Date | 01/13/28 | 01/25/28 | opr |
| | | Rate 11/25/19 | 2.32839 | 2.4056 | jlr |
| 3137AME60 | 160052186 | Est Mat Date | 10/08/21 | 10/01/21 | opr |
| 3137BYMP2 | 164021598 | Est Mat Date | 09/19/22 | 10/01/22 | opr |
| 3138W9RK8 | 160037654 | Est Mat Date | 02/01/23 | 01/01/23 | opr |
| 31394CGV8 | 159000664 | Est Mat Date | 03/31/24 | 03/25/24 | opr |
| 31394LMW9 | 160031370 | Est Mat Date | 06/13/21 | 06/01/21 | opr |
| 31418A6Z6 | 198063343 | Est Mat Date | 09/01/21 | 10/01/21 | opr |
| 31418AXP8 | 160035778 | Est Mat Date | 06/01/21 | 07/01/21 | opr |
| 31418NYE4 | 160043799 | Est Mat Date | 10/01/21 | 11/01/21 | opr |
| 36179MBC3 | 160031373 | Est Mat Date | 07/01/22 | 06/01/22 | opr |
| 36225EQ47 | 160052182 | Est Mat Date | 05/01/27 | 06/01/27 | opr |
| 38373VY46 | 160029753 | Est Mat Date | 09/19/23 | 09/16/23 | opr |
| | 198051872 | Est Mat Date | 09/19/23 | 09/16/23 | opr |
| 38377YWD8 | 209001907 | Est Mat Date | 04/15/21 | 05/01/21 | opr |
| 38378ER62 | 160031374 | Est Mat Date | 02/20/22 | 03/01/22 | opr |
| 38381XVN3 | 198061575 | Est Mat Date | 03/31/25 | 04/01/25 | opr |
| | 198061576 | Est Mat Date | 03/31/25 | 04/01/25 | opr |
| 83165ARA4 | 198011705 | Est Mat Date | 04/01/23 | 10/01/22 | opr |
| | 198011706 | Est Mat Date | 04/01/23 | 10/01/22 | opr |
| | 198011707 | Est Mat Date | 04/01/23 | 10/01/22 | opr |

This page intentionally left blank

Accounting Transaction Journal INTEREST COLLECTIONS

SAMPLE PORTFOLIO
CITY, WI

InTrader (atjint)
Last: 11/30/2019
As-of: 12/31/2019
1999 199999

| Sec ID Grp | Ticket | Description Rate | Maturity | Par/Curr Face Purchase Date | Sch CCd | Day Loc | Issue Date Next Date | Interest Amt Interest Date | Dlyd - Now Rcvd Dlyd - Not Rcvd | Interest Due Int Cost Clctd |
|-----------------------------|-----------|--------------------------------|------------|--------------------------------|------------|------------|-------------------------|-------------------------------|------------------------------------|--------------------------------|
| 9128285S5 | | US TREASURY NOTE | | 500,000.00 | jd | 31 | 12/31/18 | 6,250.00 | .00 | 6,250.00 |
| 100 | 198063340 | 2.50000 | 12/31/2020 | 12/02/2019 | g | BBW | 06/30/20 | 12/31/2019 | .00 | 5,264.95 |
| 31294MCU3 | | FREDDIE MAC GOLD POOL #E02783 | | 107,950.40 | mo | 1 | 09/01/10 | 365.85 | .00 | 365.85 |
| 200 | 160031234 | 4.00000 | 09/01/2025 | 07/17/2012 | b | BBW | 01/01/20 | 12/01/2019 | .00 | .00 |
| 3138EKZN8 | | FANNIE MAE POOL #AL3448 ARM | | 161,293.76 | mo | 1 | 04/01/13 | 626.55 | .00 | 626.55 |
| 200 | 160034395 | MONTHLY RESET | | 04/24/2013 | b | BBW | 01/01/20 | 12/01/2019 | .00 | .00 |
| | | 4.51400V | 04/01/2038 | | | | | | | |
| Next Reset Date: 01/01/2020 | | | | | | | | | | |
| 3138L3FS9 | | FANNIE MAE DUS POOL #AM2876 | | .00 | mo | 1 | 03/01/13 | 1,849.46 | .00 | 1,849.46 |
| 200 | 160052180 | 2.50000 | 06/01/2021 | 11/06/2017 | c | BBW | 01/01/20 | 12/01/2019 | .00 | .00 |
| 3138LABT5 | | FANNIE MAE DUS POOL #AM9049 | | 1,043,385.18 | mo | 1 | 06/01/15 | 2,656.35 | .00 | 2,656.35 |
| 200 | 160052181 | 3.05000 | 06/01/2025 | 11/08/2017 | c | FED | 01/01/20 | 12/01/2019 | .00 | .00 |
| 3138W9RK8 | | FANNIE MAE POOL #AS0489 | | 162,710.14 | mo | 1 | 08/01/13 | 345.85 | .00 | 345.85 |
| 200 | 160037654 | 2.50000 | 09/01/2028 | 04/25/2014 | b | BBW | 01/01/20 | 12/01/2019 | .00 | .00 |
| 31418AXP8 | | FANNIE MAE POOL #MA1585 | | 291,935.16 | mo | 1 | 08/01/13 | 504.34 | .00 | 504.34 |
| 200 | 160035778 | 2.00000 | 09/01/2023 | 08/16/2013 | b | BBW | 01/01/20 | 12/01/2019 | .00 | .00 |
| 31418NYE4 | | FANNIE MAE POOL #AD1608 | | 336,103.59 | mo | 1 | 02/01/10 | 1,150.41 | .00 | 1,150.41 |
| 200 | 160043799 | 4.00000 | 02/01/2025 | 04/18/2016 | b | BBW | 01/01/20 | 12/01/2019 | .00 | .00 |
| 36179MBC3 | | GINNIE MAE POOL #MA0035 ARM | | 45,805.61 | mo | 1 | 04/01/12 | 151.48 | .00 | 151.48 |
| 200 | 160031373 | ANNUAL RESET | | 06/29/2012 | b | BBW | 01/01/20 | 12/01/2019 | .00 | .00 |
| | | 3.87500V | 04/20/2042 | | | | | | | |
| Next Reset Date: 07/01/2020 | | | | | | | | | | |
| 36225EQ47 | | GINNIE MAE II POOL #82274 ARM | | 105,861.54 | mo | 1 | 01/01/09 | 353.96 | .00 | 353.96 |
| 200 | 160052182 | ANNUAL RESET | | 11/01/2017 | b | BBW | 01/01/20 | 12/01/2019 | .00 | .00 |
| | | 4.00000V | 01/20/2039 | | | | | | | |
| Next Reset Date: 04/01/2020 | | | | | | | | | | |
| 36241K4V7 | | GINNIE MAE POOL #782636 | | 85,596.56 | mo | 1 | 04/01/09 | 297.15 | .00 | 297.15 |
| 200 | 159002553 | 4.00000 | 04/15/2024 | 01/14/2011 | b | BBW | 01/01/20 | 12/01/2019 | .00 | .00 |
| 3136A87J3 | | FANNIE MAE CMO SERIES 2012-M15 | | 151,028.38 | mo | 1 | 10/01/12 | 325.68 | .00 | 325.68 |
| 220 | 160046356 | CLASS A MONTHLY RESET | | 05/28/2013 | b | BBW | 01/01/20 | 12/01/2019 | .00 | .00 |
| | | 2.58200V | 10/25/2022 | | | | | | | |
| Next Reset Date: 01/01/2020 | | | | | | | | | | |
| 3136ARQ76 | | FANNIE MAE ACES CMO 2016-M5 | | 273,617.00 | mo | 1 | 05/01/16 | 621.94 | .00 | 621.94 |
| 220 | 160046357 | CLASS FA MONTHLY RESET | | 05/31/2016 | c | BBW | 01/01/20 | 12/01/2019 | .00 | .00 |
| | | 2.56600V | 04/25/2023 | | | | | | | |
| Next Reset Date: 01/01/2020 | | | | | | | | | | |
| 3137AME60 | | FREDDIE MAC CMO SERIES K017 | | 4,662,748.80 | mo | 1 | 03/01/12 | 11,186.43 | .00 | 11,186.43 |
| 220 | 160052186 | CLASS A2 | | 10/25/2017 | b | BBW | 01/01/20 | 12/01/2019 | .00 | .00 |
| | | 2.87300 | 12/01/2021 | | | | | | | |
| 3137BYMP2 | | FREDDIE MAC CMO SERIES KJ14 | | 631,522.78 | mo | 1 | 06/01/17 | 1,161.13 | .00 | 1,161.13 |
| 220 | 164021598 | CLASS A1 | | 11/20/2017 | b | BBW | 01/01/20 | 12/01/2019 | .00 | .00 |
| | | 2.19700 | 11/25/2023 | | | | | | | |



Accounting Transaction Journal INTEREST COLLECTIONS

SAMPLE PORTFOLIO
CITY, WI

InTrader (atjint)
Last: 11/30/2019
As-of: 12/31/2019
1999 199999

| Sec ID Grp | Ticket | Description Rate | Maturity | Par/Curr Face Purchase Date | Sch CCd | Day Loc | Issue Date Next Date | Interest Amt Interest Date | Dlyd - Now Rcvd Dlyd - Not Rcvd | Interest Due Int Cost Clctd |
|-----------------------------|-----------|--|------------|--------------------------------|------------|------------|-------------------------|-------------------------------|------------------------------------|--------------------------------|
| 31394LMW9 220 | 160031370 | FREDDIE MAC CMO SERIES 2712 CLASS MB 4.50000 | 11/15/2023 | 79,979.91 07/17/2012 | mo b | 1 BBW | 11/01/03 01/01/20 | 311.89 12/01/2019 | .00 .00 | 311.89 .00 |
| 38377YWD8 220 | 209001907 | GINNIE MAE CMO SERIES 2011-140 CLASS PC 2.00000 | 08/16/2039 | 344,481.58 08/28/2018 | mo b | 1 FED | 10/01/01 01/01/20 | 604.47 12/01/2019 | .00 .00 | 604.47 .00 |
| 38378ER62 220 | 160031374 | GINNIE MAE CMO SERIES 2012-81 CLASS AB 1.50000 | 04/20/2027 | 138,206.89 07/27/2012 | mo b | 1 BBW | 06/01/12 01/01/20 | 185.38 12/01/2019 | .00 .00 | 185.38 .00 |
| 38381XVN3 220 | 198061575 | GINNIE MAE CMO SERIES 19-99 CLASS JC 3.00000 | 08/01/2049 | 983,243.52 10/31/2019 | mo b | 1 BBW | 08/01/19 01/01/20 | 2,469.81 12/01/2019 | .00 .00 | 2,469.81 .00 |
| 38381XVN3 220 | 198061576 | GINNIE MAE CMO SERIES 19-99 CLASS JC 3.00000 | 08/01/2049 | 1,474,865.28 10/31/2019 | mo b | 1 BBW | 08/01/19 01/01/20 | 3,704.71 12/01/2019 | .00 .00 | 3,704.71 .00 |
| 38373VY46 220 | 160029753 | GINNIE MAE CMO SERIES 2002-77 CLASS FA MONTHLY RESET 2.21975V | 11/16/2032 | 18,294.89 04/01/2012 | mo b | 16 BBW | 11/16/02 01/16/20 | 35.10 12/16/2019 | .00 .00 | 35.10 .00 |
| Next Reset Date: 01/16/2020 | | | | | | | | | | |
| 38373VY46 220 | 198051872 | GINNIE MAE CMO SERIES 2002-77 CLASS FA MONTHLY RESET 2.21975V | 11/16/2032 | 18,294.89 11/16/2017 | mo b | 16 BBW | 11/16/02 01/16/20 | 35.10 12/16/2019 | .00 .00 | 35.10 .00 |
| Next Reset Date: 01/16/2020 | | | | | | | | | | |
| 3136A2EW9 220 | 160037186 | FANNIE MAE CMO SERIES 2011-113 CLASS FA MONTHLY RESET 2.04200V | 11/25/2026 | 110,150.29 02/07/2014 | mo b | 25 BBW | 10/25/11 01/25/20 | 184.08 12/25/2019 | .00 .00 | 184.08 .00 |
| Next Reset Date: 01/25/2020 | | | | | | | | | | |
| 3136ATX33 220 | 159004261 | FANNIE MAE ACES CMO SERIES 2016-M10 CLASS FA MO RESET 2.40560V | 08/25/2028 | 945,495.25 02/08/2017 | mo c | 25 BBW | 09/25/16 01/25/20 | 1,896.64 12/25/2019 | .00 .00 | 1,896.64 .00 |
| Next Reset Date: 01/27/2020 | | | | | | | | | | |
| 31394CGV8 220 | 159000664 | FANNIE MAE CMO SERIES 2005-13 CLASS FM MONTHLY RESET 2.19200V | 03/25/2035 | 87,253.21 10/01/2008 | mo b | 25 BBW | 02/25/05 01/25/20 | 154.53 12/25/2019 | .00 .00 | 154.53 .00 |
| Next Reset Date: 01/25/2020 | | | | | | | | | | |
| 83165ARA4 230 | 198011705 | SMALL BUSINESS ADMINISTRATION POOL #522081 5.25000V | 09/25/2039 | 196,813.91 01/29/2015 | mo b | 1 03B | 09/01/14 01/01/20 | -0.38 09/01/2016 | -0.38 .00 | .00 .00 |
| 83165ARA4 230 | 198011706 | SMALL BUSINESS ADMINISTRATION POOL #522081 5.25000V | 09/25/2039 | 196,813.91 01/29/2015 | mo b | 1 03B | 09/01/14 01/01/20 | -0.38 09/01/2016 | -0.38 .00 | .00 .00 |




Accounting Transaction Journal INTEREST COLLECTIONS

SAMPLE PORTFOLIO
CITY, WI

InTrader (atjint)
Last: 11/30/2019
As-of: 12/31/2019
1999 199999

| Sec ID Grp | Ticket | Description Rate | Maturity | Par/Curr Face Purchase Date | Sch CCd | Day Loc | Issue Date Next Date | Interest Amt Interest Date | Dlyd - Now Rcvd Dlyd - Not Rcvd | Interest Due Int Cost Clctd |
|------------------|-----------|--|------------|--------------------------------|------------|------------|-------------------------|-------------------------------|------------------------------------|--------------------------------|
| 83165ARA4 230 | 198011707 | SMALL BUSINESS ADMINISTRATION POOL #522081 5.25000V | 09/25/2039 | 196,813.91 01/29/2015 | mo b | 1 03B | 09/01/14 01/01/20 | -0.38 09/01/2016 | -.38 .00 | .00 .00 |
| 83165ARA4 230 | 198011705 | SMALL BUSINESS ADMINISTRATION POOL #522081 5.25000V | 09/25/2039 | 196,813.91 01/29/2015 | mo b | 1 03B | 09/01/14 01/01/20 | 903.01 11/01/2019 | 903.01 .00 | .00 .00 |
| 83165ARA4 230 | 198011706 | SMALL BUSINESS ADMINISTRATION POOL #522081 5.25000V | 09/25/2039 | 196,813.91 01/29/2015 | mo b | 1 03B | 09/01/14 01/01/20 | 903.01 11/01/2019 | 903.01 .00 | .00 .00 |
| 83165ARA4 230 | 198011707 | SMALL BUSINESS ADMINISTRATION POOL #522081 5.25000V | 09/25/2039 | 196,813.91 01/29/2015 | mo b | 1 03B | 09/01/14 01/01/20 | 903.01 11/01/2019 | 903.01 .00 | .00 .00 |
| 83165ARA4 230 | 198011705 | SMALL BUSINESS ADMINISTRATION POOL #522081 5.25000V | 09/25/2039 | 196,813.91 01/29/2015 | mo b | 1 03B | 09/01/14 01/01/20 | 900.85 12/01/2019 | .00 900.85 | 900.85 .00 |
| 83165ARA4 230 | 198011706 | SMALL BUSINESS ADMINISTRATION POOL #522081 5.25000V | 09/25/2039 | 196,813.91 01/29/2015 | mo b | 1 03B | 09/01/14 01/01/20 | 900.85 12/01/2019 | .00 900.85 | 900.85 .00 |
| 83165ARA4 230 | 198011707 | SMALL BUSINESS ADMINISTRATION POOL #522081 5.25000V | 09/25/2039 | 196,813.91 01/29/2015 | mo b | 1 03B | 09/01/14 01/01/20 | 900.85 12/01/2019 | .00 900.85 | 900.85 .00 |
| 022029KT8 300 | 160052195 | CITY OF ALTOONA WISCONSIN GENERAL OBLIGATION 1.75000 | 12/01/2022 | 500,000.00 11/17/2017 | jd b | 1 BBW | 09/15/16 06/01/20 | 4,375.00 12/01/2019 | .00 .00 | 4,375.00 .00 |
| 045141TQ1 300 | 160052194 | ASHWAUBENON WISCONSIN GENERAL OBLIGATION 2.00000 | 06/01/2021 | 840,000.00 11/22/2017 | jd b | 1 BBW | 06/01/16 06/01/20 | 8,400.00 12/01/2019 | .00 .00 | 8,400.00 .00 |
| 646720LA8 300 | 160058527 | NEW LONDON WISCONSIN REVENUE SEWERAGE WATER & ELECTRIC 3.00000 | 12/01/2037 | 495,000.00 06/27/2019 | jd b | 1 BBW | 06/27/19 06/01/20 | 6,352.50 12/01/2019 | .00 .00 | 6,352.50 .00 |
| 121709UL1 320 | 160045154 | BURLINGTON IOWA TAXABLE GENERAL OBLIGATION CORP 1.95000 | 06/01/2020 | 100,000.00 08/15/2016 | jd b | 1 BBW | 05/22/13 06/01/20 | 975.00 12/01/2019 | .00 .00 | 975.00 .00 |
| 121709UM9 320 | 160045155 | BURLINGTON IOWA TAXABLE GENERAL OBLIGATION CORP 2.15000 | 06/01/2021 | 200,000.00 08/15/2016 | jd b | 1 BBW | 05/22/13 06/01/20 | 2,150.00 12/01/2019 | .00 .00 | 2,150.00 .00 |
| 563039AJ5 320 | 160045150 | MANHATTAN KANSAS TAXABLE SALES TAX REVENUE DOWNTOWN 5.48200 | 12/01/2020 | 200,000.00 08/15/2016 | jd b | 1 BBW | 12/01/09 06/01/20 | 5,482.00 12/01/2019 | .00 .00 | 5,482.00 .00 |
| 061785CM1 500 | 160038205 | BANK OF DEERFIELD CERTIFICATE OF DEPOSIT 2.20000 | 09/30/2020 | 250,000.00 09/30/2014 | mo h | 30 ISS | 09/30/14 01/30/20 | 467.12 11/30/2019 | 467.12 .00 | .00 .00 |



Accounting Transaction Journal INTEREST COLLECTIONS

SAMPLE PORTFOLIO
CITY, WI

InTrader (atjnt)
Last: 11/30/2019
As-of: 12/31/2019
1999 199999

| Sec ID Grp | Ticket | Description Rate | Maturity | Par/Curr Face Purchase Date | Sch CCd | Day Loc | Issue Date Next Date | Interest Amt Interest Date | Dlyd - Now Rcvd Dlyd - Not Rcvd | Interest Due Int Cost Clctd |
|------------------|-----------|--|------------|--------------------------------|------------|------------|-------------------------|-------------------------------|------------------------------------|--------------------------------|
| 9497486H5 500 | 198048643 | WELLS FARGO BANK NA CERTIFICATE OF DEPOSIT 1.60000 | 06/30/2021 | 249,000.00 12/01/2017 | mo h | 30 BBW | 06/30/16 01/30/20 | 338.37 11/30/2019 | 338.37 .00 | .00 .00 |
| 949763AM8 500 | 159004238 | WELLS FARGO BANK NA CERTIFICATE OF DEPOSIT 1.60000 | 08/31/2021 | 245,000.00 08/31/2016 | mo h | 31 BBW | 08/31/16 01/31/20 | 322.19 11/30/2019 | 322.19 .00 | .00 .00 |
| 36163FNH2 500 | 198048641 | GE CAPITAL BANK CERTIFICATE OF DEPOSIT 2.00000 | 12/05/2019 | .00 12/01/2017 | jd h | 5 BBW | 12/05/14 12/05/19 | 2,496.82 12/05/2019 | .00 .00 | 2,496.82 .00 |
| 58733ACY3 500 | 160045002 | MERCANTIL COMMERCE BANK CERTIFICATE OF DEPOSIT 1.65000 | 06/24/2021 | 245,000.00 06/28/2016 | jd h | 24 ISS | 06/24/16 06/24/20 | 2,026.79 12/24/2019 | .00 .00 | 2,026.79 .00 |
| 061785CM1 500 | 160038205 | BANK OF DEERFIELD CERTIFICATE OF DEPOSIT 2.20000 | 09/30/2020 | 250,000.00 09/30/2014 | mo h | 30 ISS | 09/30/14 01/30/20 | 452.05 12/30/2019 | .00 .00 | 452.05 .00 |
| 9497486H5 500 | 198048643 | WELLS FARGO BANK NA CERTIFICATE OF DEPOSIT 1.60000 | 06/30/2021 | 249,000.00 12/01/2017 | mo h | 30 BBW | 06/30/16 01/30/20 | 327.45 12/30/2019 | .00 .00 | 327.45 .00 |
| 949763AM8 500 | 159004238 | WELLS FARGO BANK NA CERTIFICATE OF DEPOSIT 1.60000 | 08/31/2021 | 245,000.00 08/31/2016 | mo h | 31 BBW | 08/31/16 01/31/20 | 332.93 12/31/2019 | .00 .00 | 332.93 .00 |




Accounting Transaction Journal INTEREST COLLECTIONS

SAMPLE PORTFOLIO
CITY, WI

InTrader (atjint)
Last: 11/30/2019
As-of: 12/31/2019
1999 199999

| INTEREST COLLECTION Group Totals: | Cnt | Par/Curr Face | Interest Amt | Dlyd - Now Rcvd Dlyd - Not Rcvd | Interest Rcvd Int Cost Clctd |
|-----------------------------------|-----|---------------|--------------|------------------------------------|---------------------------------|
| 100 GOVT TREASURIES | 1 | 500,000.00 | 6,250.00 | .00 | 6,250.00 |
| | | | | .00 | 5,264.95 |
| Capitalized | | .00 | .00 | Interest Shortfall | .00 |
| | | | | .00 | .00 |
| | | | | .00 | .00 |
| 200 GOVT ABS/MBS | 10 | 2,340,641.94 | 8,301.40 | .00 | 8,301.40 |
| | | | | .00 | .00 |
| Capitalized | | .00 | .00 | Interest Shortfall | .00 |
| | | | | .00 | .00 |
| | | | | .00 | .00 |
| 220 GOVT CMO/REMIC | 14 | 9,919,182.67 | 22,876.89 | .00 | 22,876.89 |
| | | | | .00 | .00 |
| Capitalized | | .00 | .00 | Interest Shortfall | .00 |
| | | | | .00 | .00 |
| | | | | .00 | .00 |
| 230 GOVT AGENCIES | 3 | 590,441.73 | -1.14 | -1.14 | .00 |
| | | | | .00 | .00 |
| Capitalized | | .00 | .00 | Interest Shortfall | .00 |
| | | | | .00 | .00 |
| | | | | .00 | .00 |
| 230 GOVT AGENCIES | 6 | 1,180,883.46 | 5,411.58 | 2,709.03 | 2,702.55 |
| | | | | 2,702.55 | .00 |
| Capitalized | | .00 | .00 | Interest Shortfall | .00 |
| | | | | .00 | .00 |
| | | | | .00 | .00 |
| 300 EXEMPT MUNICIPALS | 3 | 1,835,000.00 | 19,127.50 | .00 | 19,127.50 |
| | | | | .00 | .00 |
| Capitalized | | .00 | .00 | Interest Shortfall | .00 |
| | | | | .00 | .00 |
| | | | | .00 | .00 |
| 320 TAXABLE MUNICIPALS | 3 | 500,000.00 | 8,607.00 | .00 | 8,607.00 |
| | | | | .00 | .00 |
| Capitalized | | .00 | .00 | Interest Shortfall | .00 |
| | | | | .00 | .00 |
| | | | | .00 | .00 |
| 500 CERTIF OF DEPOSIT | 8 | 1,733,000.00 | 6,763.72 | 1,127.68 | 5,636.04 |
| | | | | .00 | .00 |
| Capitalized | | .00 | .00 | Interest Shortfall | .00 |
| | | | | .00 | .00 |
| | | | | .00 | .00 |



Accounting Transaction Journal INTEREST COLLECTIONS

SAMPLE PORTFOLIO
CITY, WI

InTrader (atjint)
Last: 11/30/2019
As-of: 12/31/2019
1999 199999

| INTEREST COLLECTION Group Totals: | Cnt | Par/Curr Face | Interest Amt | Dlyd - Now Rcvd Dlyd - Not Rcvd | Interest Rcvd Int Cost Clctd |
|-----------------------------------|-----|---------------|--------------|------------------------------------|---------------------------------|
| Total | 48 | 18,599,149.80 | 77,336.95 | 3,835.57 2,702.55 | 73,501.38 5,264.95 |
| Capitalized | | .00 | .00 | Interest Shortfall .00 | .00 .00 |



Accounting Transaction Journal PURCHASES

SAMPLE PORTFOLIO
CITY, WI

InTrader (atjpurch)

Last: 11/30/2019

As-of: 12/31/2019

1999 199999

| Trd Date | Sec ID | Description | Par/Curr Face | Principal Cost | Daily Int | Interest Exp | Service Chrg |
|-------------------|---------------|----------------------------|---------------|-----------------|-----------|--------------|---------------|
| Set Date | Grp Ticket | Rate Maturity Est Mat Intn | Original Face | Pur Price Yield | | | Total Payment |
| PURCHASES: | | | | | | | |
| 12/02/19 | 9128285S5 | US TREASURY NOTE | 500,000.00 | 503,750.00 | 34.34 | 5,264.95 | .00 |
| 12/02/19 | 100 198063340 | 2.50 12/31/20 | 500,000.00 | 100.750 | 1.794 | | 509,014.95 |
| 12/11/19 | 9128283V0 | US TREASURY NOTE | 500,000.00 | 505,000.00 | 33.97 | 4,517.66 | .00 |
| 12/11/19 | 100 198063341 | 2.50 01/31/25 | 500,000.00 | 101.000 | 2.292 | | 509,517.66 |
| 12/20/19 | 912828V98 | US TREASURY NOTE | 500,000.00 | 502,500.00 | 30.57 | 3,882.47 | .00 |
| 12/20/19 | 100 198063342 | 2.25 02/15/27 | 500,000.00 | 100.500 | 2.174 | | 506,382.47 |
| 12/18/19 | 31419AYS0 | FANNIE MAE POOL #AE0720 | 1,197,712.10 | 1,241,237.78 | 116.44 | 1,979.55 | .00 |
| 12/18/19 | 200 198063344 | 3.50 01/01/26 06/01/22 | 10,000,000.00 | 103.634 | 1.826 | | 1,243,217.33 |
| 12/23/19 | 31418A6Z6 | FANNIE MAE POOL #MA1787 | 1,079,588.79 | 1,089,246.01 | 74.97 | 1,649.37 | .00 |
| 12/23/19 | 200 198063343 | 2.50 02/01/24 10/01/21 | 5,500,000.00 | 100.895 | 1.817 | | 1,090,895.38 |
| 12/27/19 | 3128Q0FZ5 | FREDDIE MAC POOL #J19184 | 1,045,373.40 | 1,059,740.89 | 72.60 | 1,887.48 | .00 |
| 12/27/19 | 200 198063345 | 2.50 05/01/27 11/01/22 | 4,000,000.00 | 101.374 | 1.91 | | 1,061,628.37 |



Accounting Transaction Journal PURCHASES

SAMPLE PORTFOLIO
CITY, WI

InTrader (atjpurch)

Last: 11/30/2019

As-of: 12/31/2019

1999 199999

| PURCHASES Group Totals | Daily Amort | Par/Curr Face | Principal Cost | | Interest Exp | Service Chrg |
|-------------------------------|---------------------|----------------------|-----------------------|---------------------|---------------------|----------------------|
| Cnt | Daily Accrtn | Original Face | Pur Price | Yield | Daily Int | Total Payment |
| 100 GOVT TREASURIES | 12.84 | 1,500,000.00 | | 1,511,250.00 | 13,665.08 | .00 |
| 3 | .00 | 1,500,000.00 | 100.750 | 2.087 | 98.88 | 1,524,915.08 |
| 200 GOVT ABS/MBS | 29.60 | 3,322,674.29 | | 3,390,224.68 | 5,516.40 | .00 |
| 3 | .00 | 19,500,000.00 | 102.048 | 1.85 | 264.01 | 3,395,741.08 |
| *** Total *** | 42.44 | 4,822,674.29 | | 4,901,474.68 | 19,181.48 | .00 |
| 6 | .00 | 21,000,000.00 | 101.648 | 1.923 | 362.89 | 4,920,656.16 |



Accounting Transaction Journal - REDEMPTIONS

SAMPLE PORTFOLIO
CITY, WI

InTrader (atjrdmpt)

Last: 11/30/2019

As-of: 12/31/2019

1999 199999

| Sec ID | Close Dt | Ticket | Description | Par/Curr Face | Principal Rcvd | MTD Am/Ac | MTD Accrued | Interest Rcvd |
|--------------------|-----------|-------------------------|-------------------------------|---------------|----------------|------------|----------------|---------------|
| Clctn DT | Pur Date | Rate | Maturity | Est Mat | Principal Cost | YTD Am/Ac | YTD Accrued | |
| Grp | Intention | Delay | AFS to HTM/NMO Writeoff | | Original Face | LTD Am/Ac | LTD DI Accrued | Total Payment |
| | | | | | Book Value | | Clctd Int Exp | |
| | | | | | Book P/L | | | |
| REDEMPTIONS: PDN - | | | | | | | | |
| 31294MCU3 | | | FREDDIE MAC GOLD POOL #E02783 | | 1,806.05 | 1,806.05 | 5.92 | .00 |
| 12/01/19 | 160031234 | 4.00000 | 09/01/2025 | 05/01/22 | 1,921.75 | -9.24 | 81.42 | |
| 12/16/19 | 07/17/12 | 15 DAY DELAY COLLECTION | | | 2,150,000.00 | -115.70 | .00 | 1,806.05 |
| 200 | AFS | Daily Accrual | .20 | | | | .00 | |
| 3138EKZN8 | | | FANNIE MAE POOL #AL3448 ARM | | 1,165.17 | 1,165.17 | 4.35 | .00 |
| 12/01/19 | 160034395 | MONTHLY RESET | | | 1,255.47 | -1.75 | 59.29 | |
| 12/26/19 | 04/24/13 | 4.51400V | 04/01/2038 | 07/01/24 | 750,000.00 | -90.30 | .00 | 1,165.17 |
| 200 | HTM | 25 DAY DELAY COLLECTION | | | | | .00 | |
| | | Daily Accrual | .15 | | | | | |
| 3138L3FS9 | | | FANNIE MAE DUS POOL #AM2876 | | 887,742.57 | 887,742.57 | .00 | .00 |
| 12/01/19 | 160052180 | 2.50000 | 06/01/2021 | 10/01/20 | 897,729.67 | -2,577.60 | 20,776.50 | |
| 12/26/19 | 11/06/17 | 25 DAY DELAY COLLECTION | | | 1,000,000.00 | -9,987.10 | .00 | 887,742.57 |
| 200 | AFS | | | | | | .00 | |
| 3138LABT5 | | | FANNIE MAE DUS POOL #AM9049 | | 1,737.39 | 1,737.39 | 4.56 | .00 |
| 12/01/19 | 160052181 | 3.05000 | 06/01/2025 | 11/01/22 | 1,845.43 | -12.58 | 54.11 | |
| 12/26/19 | 11/08/17 | 25 DAY DELAY COLLECTION | | | 1,125,000.00 | -108.04 | .00 | 1,737.39 |
| 200 | AFS | Daily Accrual | .15 | | | | .00 | |
| 3138W9RK8 | | | FANNIE MAE POOL #AS0489 | | 3,295.56 | 3,295.56 | 6.73 | .00 |
| 12/01/19 | 160037654 | 2.50000 | 09/01/2028 | 01/01/23 | 3,299.68 | -2.68 | 90.44 | |
| 12/26/19 | 04/25/14 | 25 DAY DELAY COLLECTION | | | 475,000.00 | -4.12 | .00 | 3,295.56 |
| 200 | AFS | Daily Accrual | .22 | | | | .00 | |
| 31418AXP8 | | | FANNIE MAE POOL #MA1585 | | 10,667.64 | 10,667.64 | 17.15 | .00 |
| 12/01/19 | 160035778 | 2.00000 | 09/01/2023 | 07/01/21 | 10,697.64 | -3.35 | 253.10 | |
| 12/26/19 | 08/16/13 | 25 DAY DELAY COLLECTION | | | 1,500,000.00 | -30.00 | .00 | 10,667.64 |
| 200 | AFS | Daily Accrual | .57 | | | | .00 | |
| 31418NYE4 | | | FANNIE MAE POOL #AD1608 | | 9,018.95 | 9,018.95 | 29.28 | .00 |
| 12/01/19 | 160043799 | 4.00000 | 02/01/2025 | 11/01/21 | 9,599.54 | -69.12 | 423.19 | |
| 12/26/19 | 04/18/16 | 25 DAY DELAY COLLECTION | | | 8,800,000.00 | -580.59 | .00 | 9,018.95 |
| 200 | AFS | Daily Accrual | .98 | | | | .00 | |
| 36179MBC3 | | | GINNIE MAE POOL #MA0035 ARM | | 1,103.26 | 1,103.26 | 3.48 | .00 |
| 12/01/19 | 160031373 | ANNUAL RESET | | | 1,174.11 | -1.47 | 47.76 | |
| 12/20/19 | 06/29/12 | 3.87500V | 04/20/2042 | 06/01/22 | 500,000.00 | -70.85 | .00 | 1,103.26 |
| 200 | AFS | 19 DAY DELAY COLLECTION | | | | | .00 | |
| | | Daily Accrual | .12 | | | | | |



Accounting Transaction Journal - REDEMPTIONS

SAMPLE PORTFOLIO
CITY, WI

InTrader (atjrdmpt)

Last: 11/30/2019

As-of: 12/31/2019

1999 199999

| Sec ID | Description | Par/Curr Face | Principal Rcvd | MTD Am/Ac | MTD Accrued | Interest Rcvd |
|-----------|--------------------------------|------------------------------|----------------|------------|----------------|----------------|
| Close Dt | Ticket | Rate | Maturity | Est Mat | YTD Am/Ac | YTD Accrued |
| Clctn DT | Pur Date | Delay | Original Face | Book Value | LTD Am/Ac | LTD DI Accrued |
| Grp | Intention | AFS to HTM/NMO Writeoff | | Book P/L | LTD DI Accrued | Clctd Int Exp |
| | | | | | | Total Payment |
| 36225EQ47 | GINNIE MAE II POOL #82274 ARM | 327.16 | 327.16 | -9.22 | 1.09 | .00 |
| 12/01/19 | 160052182 | ANNUAL RESET | 337.38 | 327.16 | -4.7 | 13.20 |
| 12/20/19 | 11/01/17 | 4.00000V 01/20/2039 06/01/27 | 2,000,000.00 | .00 | -10.22 | .00 |
| 200 | AFS | 19 DAY DELAY COLLECTION | | | | .00 |
| | | Daily Accrual .04 | | | | .00 |
| 36241K4V7 | GINNIE MAE POOL #782636 | 3,549.48 | 3,549.48 | .00 | 11.36 | .00 |
| 12/01/19 | 159002553 | 4.00000 04/15/2024 05/01/16 | 3,714.75 | 3,549.48 | .00 | 161.73 |
| 12/16/19 | 01/14/11 | 15 DAY DELAY COLLECTION | 2,000,000.00 | .00 | -165.27 | .00 |
| 200 | AFS | Daily Accrual .38 | | | | .00 |
| 3136A87J3 | FANNIE MAE CMO SERIES 2012-M15 | 334.80 | 334.80 | -2.95 | .68 | .00 |
| 12/01/19 | 160046356 | CLASS A MONTHLY RESET | 344.43 | 334.80 | -1.74 | 16.37 |
| 12/26/19 | 05/28/13 | 2.58200V 10/25/2022 08/01/22 | 500,000.00 | .00 | -9.63 | .00 |
| 220 | AFS | 25 DAY DELAY COLLECTION | | | | .00 |
| | | Daily Accrual .02 | | | | .00 |
| 3136ARQ76 | FANNIE MAE ACES CMO 2016-M5 | 17,236.04 | 17,236.04 | -25.20 | 33.03 | .00 |
| 12/01/19 | 160046357 | CLASS FA MONTHLY RESET | 17,287.21 | 17,236.04 | -7.84 | 603.24 |
| 12/26/19 | 05/31/16 | 2.56600V 04/25/2023 03/01/23 | 2,000,000.00 | .00 | -51.17 | .00 |
| 220 | AFS | 25 DAY DELAY COLLECTION | | | | .00 |
| | | Daily Accrual 1.16 | | | | .00 |
| 3137AME60 | FREDDIE MAC CMO SERIES K017 | 9,621.40 | 9,621.40 | -90.21 | 22.99 | .00 |
| 12/01/19 | 160052186 | CLASS A2 | 9,801.80 | 9,621.40 | -41.34 | 285.38 |
| 12/26/19 | 10/25/17 | 2.87300 12/01/2021 10/01/21 | 5,000,000.00 | .00 | -180.40 | .00 |
| 220 | AFS | 25 DAY DELAY COLLECTION | | | | .00 |
| | | Daily Accrual .77 | | | | .00 |
| 3137BYMP2 | FREDDIE MAC CMO SERIES KJ14 | 2,684.02 | 2,684.02 | 11.94 | 4.89 | .00 |
| 12/01/19 | 164021598 | CLASS A1 | 2,666.41 | 2,684.02 | 5.56 | 120.88 |
| 12/26/19 | 11/20/17 | 2.19700 11/25/2023 10/01/22 | 2,500,000.00 | .00 | 17.61 | .00 |
| 220 | AFS | 25 DAY DELAY COLLECTION | | | | .00 |
| | | Daily Accrual .16 | | | | .00 |
| 31394LMW9 | FREDDIE MAC CMO SERIES 2712 | 3,190.20 | 3,190.20 | -106.63 | 11.50 | .00 |
| 12/01/19 | 160031370 | CLASS MB | 3,459.36 | 3,190.20 | -26.94 | 168.33 |
| 12/16/19 | 07/17/12 | 4.50000 11/15/2023 06/01/21 | 1,250,000.00 | .00 | -269.16 | .00 |
| 220 | AFS | 15 DAY DELAY COLLECTION | | | | .00 |
| | | Daily Accrual .38 | | | | .00 |



Accounting Transaction Journal - REDEMPTIONS

SAMPLE PORTFOLIO
CITY, WI

InTrader (atjrdmpt)

Last: 11/30/2019

As-of: 12/31/2019

1999 199999

| Sec ID | Close Dt | Ticket | Description | Par/Curr Face | Principal Rcvd | MTD Am/Ac | MTD Accrued | Interest Rcvd |
|-----------|-----------|-----------|--------------------------------|---------------|-------------------------|------------|----------------|---------------|
| Clctn DT | Pur Date | Rate | Maturity | Est Mat | Principal Cost | YTD Am/Ac | YTD Accrued | |
| Grp | Intention | Delay | | | Original Face | LTD Am/Ac | LTD DI Accrued | Total Payment |
| | | | | | AFS to HTM/NMO Writeoff | Book Value | Book P/L | Clctd Int Exp |
| 38377YWD8 | 12/01/19 | 209001907 | GINNIE MAE CMO SERIES 2011-140 | 18,202.62 | 18,202.62 | .00 | 28.82 | .00 |
| | 12/16/19 | 08/28/18 | CLASS PC | 18,202.62 | 18,202.62 | .00 | 420.67 | |
| 220 | AFS | | 2.00000 08/16/2039 05/01/21 | 2,000,000.00 | .00 | .00 | .00 | 18,202.62 |
| | | | 15 DAY DELAY COLLECTION | | | | .00 | |
| | | | Daily Accrual .96 | | | | | |
| 38378ER62 | 12/01/19 | 160031374 | GINNIE MAE CMO SERIES 2012-81 | 10,094.45 | 10,094.45 | -38.32 | 11.76 | .00 |
| | 12/20/19 | 07/27/12 | CLASS AB | 10,167.03 | 10,094.45 | -5.05 | 168.44 | |
| 220 | AFS | | 1.50000 04/20/2027 03/01/22 | 1,200,000.00 | .00 | -72.58 | .00 | 10,094.45 |
| | | | 19 DAY DELAY COLLECTION | | | | .00 | |
| | | | Daily Accrual .39 | | | | | |
| 38381XVN3 | 12/01/19 | 198061575 | GINNIE MAE CMO SERIES 19-99 | 4,680.13 | 4,680.13 | -69.17 | 11.64 | .00 |
| | 12/20/19 | 10/31/19 | CLASS JC | 4,749.42 | 4,680.13 | -.12 | 23.34 | |
| 220 | AFS | | 3.00000 08/01/2049 04/01/25 | 1,000,000.00 | .00 | -69.29 | .00 | 4,680.13 |
| | | | 19 DAY DELAY COLLECTION | | | | .00 | |
| | | | Daily Accrual .39 | | | | | |
| 38381XVN3 | 12/01/19 | 198061576 | GINNIE MAE CMO SERIES 19-99 | 7,020.20 | 7,020.20 | -103.75 | 17.47 | .00 |
| | 12/20/19 | 10/31/19 | CLASS JC | 7,124.13 | 7,020.20 | -.18 | 35.02 | |
| 220 | AFS | | 3.00000 08/01/2049 04/01/25 | 1,500,000.00 | .00 | -103.93 | .00 | 7,020.20 |
| | | | 19 DAY DELAY COLLECTION | | | | .00 | |
| | | | Daily Accrual .58 | | | | | |
| 38373VY46 | 12/16/19 | 160029753 | GINNIE MAE CMO SERIES 2002-77 | 486.18 | 486.18 | -1.52 | .89 | .00 |
| | 12/16/19 | 04/01/12 | CLASS FA MONTHLY RESET | 488.61 | 486.18 | -.12 | 14.36 | |
| 220 | AFS | | 2.21975V 11/16/2032 09/16/23 | 1,000,000.00 | .00 | -2.43 | .00 | 486.18 |
| | | | Daily Accrual .03 | | | | .00 | |
| 38373VY46 | 12/16/19 | 198051872 | GINNIE MAE CMO SERIES 2002-77 | 486.18 | 486.18 | -1.05 | .89 | .00 |
| | 12/16/19 | 11/16/17 | CLASS FA MONTHLY RESET | 487.40 | 486.18 | -.08 | 14.36 | |
| 220 | AFS | | 2.21975V 11/16/2032 09/16/23 | 1,000,000.00 | .00 | -1.22 | .00 | 486.18 |
| | | | Daily Accrual .03 | | | | .00 | |
| 3136A2EW9 | 12/25/19 | 160037186 | FANNIE MAE CMO SERIES 2011-113 | 2,667.07 | 2,667.07 | 1.85 | 4.32 | .00 |
| | 12/26/19 | 02/07/14 | CLASS FA MONTHLY RESET | 2,663.65 | 2,667.07 | .29 | 78.10 | |
| 220 | AFS | | 2.04200V 11/25/2026 01/25/22 | 700,000.00 | .00 | 3.42 | .00 | 2,667.07 |
| | | | 01 DAY DELAY COLLECTION | | | | .00 | |
| | | | Daily Accrual .15 | | | | | |
| 3136ATX33 | 12/25/19 | 159004261 | FANNIE MAE ACES CMO SERIES | 615.96 | 615.96 | .00 | 1.28 | .00 |
| | 12/26/19 | 02/08/17 | 2016-M10 CLASS FA MO RESET | 615.96 | 615.96 | .00 | 18.71 | |
| 220 | AFS | | 2.40560V 08/25/2028 01/25/28 | 1,000,000.00 | .00 | .00 | .00 | 615.96 |
| | | | 01 DAY DELAY COLLECTION | | | | .00 | |
| | | | Daily Accrual .04 | | | | | |



Accounting Transaction Journal - REDEMPTIONS

SAMPLE PORTFOLIO
CITY, WI

InTrader (atjrdmpt)

Last: 11/30/2019

As-of: 12/31/2019

1999 199999

| Sec ID | Close Dt | Ticket | Description | Rate | Maturity | Est Mat | Par/Curr Face | Principal Rcvd | MTD Am/Ac | MTD Accrued | Interest Rcvd |
|--------------------|-----------|--------|-------------------------------|-------|----------|---------|-------------------------|----------------|-----------|----------------|---------------|
| Clctn DT | Pur Date | | | | | | Principal Cost | Book Value | YTD Am/Ac | YTD Accrued | |
| Grp | Intention | | | Delay | | | Original Face | Book P/L | LTD Am/Ac | LTD DI Accrued | Total Payment |
| | | | | | | | AFS to HTM/NMO Writeoff | | | | |
| | | | | | | | Clctd Int Exp | | | | |
| 31394CGV8 | | | FANNIE MAE CMO SERIES 2005-13 | | | | 715.17 | 715.17 | .00 | 1.26 | .00 |
| 12/25/19 | 159000664 | | CLASS FM MONTHLY RESET | | | | 715.17 | 715.17 | .00 | 20.07 | |
| 12/26/19 | 10/01/08 | | 2.19200V 03/25/2035 03/25/24 | | | | 4,289,153.00 | .00 | .00 | .00 | 715.17 |
| 220 | AFS | | 01 DAY DELAY COLLECTION | | | | | | | .00 | |
| | | | Daily Accrual | .04 | | | | | | .00 | |
| 83165ARA4 | | | SMALL BUSINESS ADMINISTRATION | | | | 8,898.38 | 8,898.38 | -1,306.84 | 37.25 | .00 |
| 12/01/19 | 198011705 | | POOL #522081 | | | | 10,266.51 | 8,898.38 | -19.19 | 560.51 | |
| 01/27/20 | 01/29/15 | | 5.25000V 09/25/2039 10/01/22 | | | | 500,000.00 | .00 | -1,368.13 | .00 | 8,898.38 |
| 230 | AFS | | DELAYED 57 | | | | | | | .00 | |
| | | | Daily Accrual | 1.24 | | | | | | .00 | |
| 83165ARA4 | | | SMALL BUSINESS ADMINISTRATION | | | | 8,898.38 | 8,898.38 | -1,099.62 | 37.25 | .00 |
| 12/01/19 | 198011706 | | POOL #522081 | | | | 10,266.51 | 8,898.38 | -57.67 | 560.51 | |
| 01/27/20 | 01/29/15 | | 5.25000V 09/25/2039 10/01/22 | | | | 500,000.00 | .00 | -1,368.13 | .00 | 8,898.38 |
| 230 | AFS | | DELAYED 57 | | | | | | | .00 | |
| | | | Daily Accrual | 1.24 | | | | | | .00 | |
| 83165ARA4 | | | SMALL BUSINESS ADMINISTRATION | | | | 8,898.38 | 8,898.38 | -1,099.62 | 37.25 | .00 |
| 12/01/19 | 198011707 | | POOL #522081 | | | | 10,266.51 | 8,898.38 | -57.67 | 560.51 | |
| 01/27/20 | 01/29/15 | | 5.25000V 09/25/2039 10/01/22 | | | | 500,000.00 | .00 | -1,368.13 | .00 | 8,898.38 |
| 230 | AFS | | DELAYED 57 | | | | | | | .00 | |
| | | | Daily Accrual | 1.24 | | | | | | .00 | |
| REDEMPTIONS: MAT - | | | | | | | | | | | |
| 36163FNH2 | | | GE CAPITAL BANK | | | | 249,000.00 | 249,000.00 | .00 | 54.57 | 2,496.82 |
| 12/05/19 | 198048641 | | CERTIFICATE OF DEPOSIT | | | | 249,000.00 | 249,000.00 | .00 | 4,611.62 | |
| 12/05/19 | 12/01/17 | | 2.00000 12/05/2019 | | | | 249,000.00 | .00 | .00 | .00 | 251,496.82 |
| 500 | AFS | | | | | | | | | .00 | |



Accounting Transaction Journal - REDEMPTIONS

SAMPLE PORTFOLIO
CITY, WI

InTrader (atjrdmpt)

Last: 11/30/2019

As-of: 12/31/2019

1999 199999

| Grp Redemption Totals: | Par/Curr Face Principal Cost Original Face AFS to HTM/NMO Writeoff | Principal Rcvd Book Value Book P/L | MTD Amort YTD Amort LTD Amort Book Profit | MTD Acrtn YTD Acrtn LTD Acrtn Book Loss | MTD Accrued YTD Accrued LTD DI Accrued Clctd Int Exp | Interest Rcvd Total Payment |
|------------------------|---|--|--|--|---|--------------------------------|
| Count | | | | | | |
| *** | | | | | | |
| 28 | 1,274,142.79 | 1,274,142.79 | -8,892.12 | 13.79 | 401.66 | 2,496.82 |
| | 1,290,148.15 | 1,274,142.79 | -2,893.80 | 5.85 | 30,241.16 | |
| | 46,988,153.00 | .00 | -16,026.39 | 21.03 | .00 | 1,276,639.61 |
| | | | .00 | .00 | .00 | |
| Delayed Collections | 26,695.14 | | | | | .00 |
| 3 | | | | | | |
| Delays Collected | 997,475.29 | | | | | .00 |
| 22 | | | | | | |
| 200 GOVT ABS/MBS | 920,413.23 | 920,413.23 | -4,947.24 | .00 | 83.92 | .00 |
| 10 | 931,575.42 | 920,413.23 | -2,675.86 | .00 | 21,960.74 | |
| | 20,300,000.00 | .00 | -11,162.19 | .00 | .00 | 920,413.23 |
| | | | .00 | .00 | .00 | |
| Delays Collected | 920,413.23 | | | | | .00 |
| 10 | | | | | | |
| 220 GOVT CMO/REMIC | 78,034.42 | 78,034.42 | -438.80 | 13.79 | 151.42 | .00 |
| 14 | 78,773.20 | 78,034.42 | -83.41 | 5.85 | 1,987.27 | |
| | 24,939,153.00 | .00 | -759.81 | 21.03 | .00 | 78,034.42 |
| | | | .00 | .00 | .00 | |
| Delays Collected | 77,062.06 | | | | | .00 |
| 12 | | | | | | |
| 230 GOVT AGENCIES | 26,695.14 | 26,695.14 | -3,506.08 | .00 | 111.75 | .00 |
| 3 | 30,799.53 | 26,695.14 | -134.53 | .00 | 1,681.53 | |
| | 1,500,000.00 | .00 | -4,104.39 | .00 | .00 | 26,695.14 |
| | | | .00 | .00 | .00 | |
| Delayed Collections | 26,695.14 | | | | | .00 |
| 3 | | | | | | |
| 500 CERTIF OF DEPOSIT | 249,000.00 | 249,000.00 | .00 | .00 | 54.57 | 2,496.82 |
| 1 | 249,000.00 | 249,000.00 | .00 | .00 | 4,611.62 | |
| | 249,000.00 | .00 | .00 | .00 | .00 | 251,496.82 |
| | | | .00 | .00 | .00 | |



This page intentionally left blank

Accounting Transaction Journal CONVERSIONS

SAMPLE PORTFOLIO
CITY, WI

InTrader (atjconv)
Last: 11/30/2019
As-of: 12/31/2019
1999 199999

| Cnv Date | Sec ID | Description | Par/Curr Face | Principal Cost | Purchase Pr | YTD Int Inc | YTD Accrete | | | | |
|----------|--------|-------------|---------------|----------------|-------------|-------------|---------------|-----------------|------------|-------------|-----------|
| Set Date | Grp | Ticket | Rate | Maturity | Est Mat | Intn Type | Original Face | Conv From Value | Conv Price | YTD Int Rec | YTD Amort |

No data to report



This page intentionally left blank

Supplemental Transaction Report -- PURCHASES/SALES

SAMPLE PORTFOLIO
CITY, WI

InTrader (supptran)
Baseline: December 23,2019
As-of: December 31,2019
1999 199999

| Trd Date | Cusip/Sec | Description | Par/Curr Face | Principal Cost | Interest | Profit/Loss |
|------------------|---------------|----------------------------|---------------|------------------|----------|-------------|
| Set Date | Grp Ticket | Rate Maturity Est Mat Intn | Original Face | Pur Price--Yield | | |
| PURCHASES | | | | | | |
| 12/02/19 | 9128285S5 | US TREASURY NOTE | 500,000.00 | 503,750.00 | 5,264.95 | .00 |
| 12/02/19 | 100 198063340 | 2.50 12/31/20 a | 500,000.00 | 100.750 1.794 | | |
| 12/11/19 | 9128283V0 | US TREASURY NOTE | 500,000.00 | 505,000.00 | 4,517.66 | .00 |
| 12/11/19 | 100 198063341 | 2.50 01/31/25 a | 500,000.00 | 101.000 2.292 | | |
| 12/20/19 | 912828V98 | US TREASURY NOTE | 500,000.00 | 502,500.00 | 3,882.47 | .00 |
| 12/20/19 | 100 198063342 | 2.25 02/15/27 a | 500,000.00 | 100.500 2.174 | | |
| 12/18/19 | 31419AYS0 | FANNIE MAE POOL #AE0720 | 1,197,712.10 | 1,241,237.78 | 1,979.55 | .00 |
| 12/18/19 | 200 198063344 | 3.50 01/01/26 06/01/22 a | 10,000,000.00 | 103.634 1.826 | | |
| 12/23/19 | 31418A6Z6 | FANNIE MAE POOL #MA1787 | 1,079,588.79 | 1,089,246.01 | 1,649.37 | .00 |
| 12/23/19 | 200 198063343 | 2.50 02/01/24 10/01/21 a | 5,500,000.00 | 100.895 1.817 | | |
| 12/27/19 | 3128Q0FZ5 | FREDDIE MAC POOL #J19184 | 1,045,373.40 | 1,059,740.89 | 1,887.48 | .00 |
| 12/27/19 | 200 198063345 | 2.50 05/01/27 11/01/22 a | 4,000,000.00 | 101.374 1.91 | | |




Supplemental Transaction Report -- PURCHASES/SALES

SAMPLE PORTFOLIO
CITY, WI

InTrader (suptran)
Baseline: December 23,2019
As-of: December 31,2019
1999 199999

| INTEREST COLLECTION Group Totals: | Cnt | Par/Curr Face Original Face | Principal Cost Pur Price--Yield | Interest | Profit/Loss |
|--|------------|--|--|-----------------|--------------------|
| PURCHASES Group Totals: | | | | | |
| 100 GOVT TREASURIES | 3 | 1,500,000.00 1,500,000.00 | 1,511,250.00 100.750 2.087 | 13,665.08 | .00 |
| 200 GOVT ABS/MBS | 3 | 3,322,674.29 19,500,000.00 | 3,390,224.68 102.048 1.85 | 5,516.40 | .00 |
| Net Total | 6 | 4,822,674.29 21,000,000.00 | 4,901,474.68 101.648 1.923 | 19,181.48 | .00 |



Supplemental Differences Report

SAMPLE PORTFOLIO
CITY, WI

InTrader (suppdiff)
Baseline Date: December 23,2019
As of Date: December 31,2019
1999 199999

| Ticket | Cusip/SecID | Field Name | Baseline Value | Current Projection | Difference |
|-----------------------------------|-------------|--------------------------------|----------------|---------------------|---------------------|
| 100 GOVT TREASURIES | | | | | |
| 198063341 | 9128283V0 | Accrued Income | .00 | 713.32 | 713.32 |
| | | Amortization/Accretion | .00 | -52.37 | -52.37 |
| | | Book Value | .00 | 504,947.63 | 504,947.63 |
| | | Income To Date | .00 | 5,230.98 | 5,230.98 |
| 198063340 | 9128285S5 | Accrued Income | .00 | 1,019.39 | 1,019.39 |
| | | Amortization/Accretion | .00 | -280.96 | -280.96 |
| | | Book Value | .00 | 503,469.04 | 503,469.04 |
| | | Change in Unrealized PL | .00 | 749.96 | 749.96 |
| | | Income To Date | .00 | 34.34 | 34.34 |
| | | Interest Received | .00 | 6,250.00 | 6,250.00 |
| | | Unrealized PL | .00 | 749.96 | 749.96 |
| 198063342 | 912828V98 | Accrued Income | .00 | 366.85 | 366.85 |
| | | Amortization/Accretion | .00 | -10.54 | -10.54 |
| | | Book Value | .00 | 502,489.46 | 502,489.46 |
| | | Income To Date | .00 | 4,249.32 | 4,249.32 |
| 100 GOVT TREASURIES Totals | | | | | |
| | | Accrued Income | .00 | 2,099.56 | 2,099.56 |
| | | Amortization/Accretion | .00 | -343.87 | -343.87 |
| | | Book Value | .00 | 1,510,906.13 | 1,510,906.13 |
| | | Change in Unrealized PL | .00 | 749.96 | 749.96 |
| | | Income To Date | .00 | 9,514.64 | 9,514.64 |
| | | Interest Received | .00 | 6,250.00 | 6,250.00 |
| | | Unrealized PL | .00 | 749.96 | 749.96 |

Supplemental Differences Report

SAMPLE PORTFOLIO
CITY, WI

InTrader (suppdiff)
Baseline Date: December 23,2019
As of Date: December 31,2019
1999 199999

| Ticket | Cusip/SecID | Field Name | Baseline Value | Current Projection | Difference |
|--------------------------------|-------------|--------------------------------|------------------|---------------------|---------------------|
| 200 GOVT ABS/MBS | | | | | |
| 198063345 | 3128Q0FZ5 | Accrued Income | .00 | 290.38 | 290.38 |
| | | Amortization/Accretion | .00 | -19.96 | -19.96 |
| | | Book Value | .00 | 1,059,720.93 | 1,059,720.93 |
| | | Change in Unrealized PL | .00 | 19.96 | 19.96 |
| | | Income To Date | .00 | 2,177.86 | 2,177.86 |
| | | Unrealized PL | .00 | 19.96 | 19.96 |
| 160031234 | 31294MCU3 | Change in Unrealized PL | 24.11 | 72.51 | 48.40 |
| | | Unrealized PL | 1,283.72 | 1,332.12 | 48.40 |
| 160034395 | 3138EKZN8 | Change in Unrealized PL | 71.05 | -19.34 | -90.39 |
| | | Unrealized PL | -1,749.61 | -1,840.00 | -90.39 |
| 160052181 | 3138LABT5 | Change in Unrealized PL | 712.44 | -3,374.57 | -4,087.01 |
| | | Unrealized PL | -13,552.61 | -17,639.62 | -4,087.01 |
| 160037654 | 3138W9RK8 | Change in Unrealized PL | -36.61 | 115.47 | 152.08 |
| | | Unrealized PL | 1,864.02 | 2,016.10 | 152.08 |
| 198063343 | 31418A6Z6 | Accrued Income | .00 | 599.77 | 599.77 |
| | | Amortization/Accretion | .00 | -49.88 | -49.88 |
| | | Book Value | .00 | 1,089,196.13 | 1,089,196.13 |
| | | Change in Unrealized PL | .00 | 49.88 | 49.88 |
| | | Income To Date | .00 | 2,249.14 | 2,249.14 |
| | | Unrealized PL | .00 | 49.88 | 49.88 |
| 160035778 | 31418AXP8 | Change in Unrealized PL | 103.93 | -612.68 | -716.61 |
| | | Unrealized PL | -2,646.03 | -3,362.64 | -716.61 |
| 160043799 | 31418NYE4 | Change in Unrealized PL | 178.25 | 314.18 | 135.93 |
| | | Unrealized PL | 1,006.15 | 1,142.08 | 135.93 |
| 198063344 | 31419AYS0 | Accrued Income | .00 | 1,513.78 | 1,513.78 |
| | | Amortization/Accretion | .00 | -238.82 | -238.82 |
| | | Book Value | .00 | 1,240,998.96 | 1,240,998.96 |
| | | Change in Unrealized PL | .00 | 238.82 | 238.82 |
| | | Income To Date | .00 | 3,493.33 | 3,493.33 |
| | | Unrealized PL | .00 | 238.82 | 238.82 |
| 160031373 | 36179MBC3 | Change in Unrealized PL | 30.73 | 4.09 | -26.64 |
| | | Unrealized PL | -1,018.54 | -1,045.18 | -26.64 |
| 160052182 | 36225EQ47 | Change in Unrealized PL | 8.79 | -421.20 | -429.99 |
| | | Unrealized PL | 1,370.95 | 940.96 | -429.99 |
| 159002553 | 36241K4V7 | Change in Unrealized PL | -144.87 | -35.60 | 109.27 |
| | | Unrealized PL | 3,493.55 | 3,602.82 | 109.27 |
| 200 GOVT ABS/MBS Totals | | | | | |
| | | Accrued Income | .00 | 2,403.93 | 2,403.93 |
| | | Amortization/Accretion | .00 | -308.66 | -308.66 |
| | | Book Value | .00 | 3,389,916.02 | 3,389,916.02 |
| | | Change in Unrealized PL | 947.82 | -3,648.48 | -4,596.30 |
| | | Income To Date | .00 | 7,920.33 | 7,920.33 |
| | | Unrealized PL | -9,948.40 | -14,544.70 | -4,596.30 |



Supplemental Differences Report

SAMPLE PORTFOLIO
CITY, WI

InTrader (suppdiff)
Baseline Date: December 23,2019
As of Date: December 31,2019
1999 199999

| Ticket | Cusip/SecID | Field Name | Baseline Value | Current Projection | Difference |
|---------------------------|-------------|-------------------------|----------------|--------------------|------------|
| 220 GOVT CMO/REMIC | | | | | |
| 160037186 | 3136A2EW9 | Accrued Income | 181.06 | 182.60 | 1.54 |
| | | Change in Unrealized PL | -9.56 | -8.46 | 1.10 |
| | | Income To Date | 35.95 | 37.49 | 1.54 |
| | | Unrealized PL | 356.03 | 357.13 | 1.10 |
| 160046356 | 3136A87J3 | Change in Unrealized PL | 17.39 | 120.57 | 103.18 |
| | | Unrealized PL | 412.21 | 515.39 | 103.18 |
| 160046357 | 3136ARQ76 | Change in Unrealized PL | -1.50 | -6.40 | -4.90 |
| | | Unrealized PL | 192.45 | 187.55 | -4.90 |
| 159004261 | 3136ATX33 | Accrued Income | 1,896.74 | 1,971.81 | 75.07 |
| | | Change in Unrealized PL | -5.12 | -2,949.58 | -2,944.46 |
| | | Income To Date | 428.07 | 442.26 | 14.19 |
| | | Interest Received | 1,835.76 | 1,896.64 | 60.88 |
| | | Unrealized PL | 7,858.96 | 4,914.50 | -2,944.46 |
| 160052186 | 3137AME60 | Accrued Income | 11,186.43 | 11,163.40 | -23.03 |
| | | Amortization/Accretion | -1,783.82 | -1,780.15 | 3.67 |
| | | Book Value | 4,714,394.14 | 4,704,686.20 | -9,707.94 |
| | | Change in Unrealized PL | -493.96 | -5,501.92 | -5,007.96 |
| | | Income To Date | 11,186.43 | 11,163.40 | -23.03 |
| | | Paydown P/L | .00 | -90.21 | -90.21 |
| | | Paydowns | .00 | 9,621.40 | 9,621.40 |
| | | Unrealized PL | 22,049.67 | 17,041.71 | -5,007.96 |
| 164021598 | 3137BYMP2 | Accrued Income | 1,161.13 | 1,156.21 | -4.92 |
| | | Amortization/Accretion | 56.39 | 56.15 | -.24 |
| | | Book Value | 631,442.29 | 628,769.97 | -2,672.32 |
| | | Change in Unrealized PL | -56.39 | -2,186.64 | -2,130.25 |
| | | Income To Date | 1,161.13 | 1,156.21 | -4.92 |
| | | Paydown P/L | .00 | 11.94 | 11.94 |
| | | Paydowns | .00 | 2,684.02 | 2,684.02 |
| | | Unrealized PL | 10,518.83 | 8,388.58 | -2,130.25 |
| 159000664 | 31394CGV8 | Accrued Income | 154.27 | 155.50 | 1.23 |
| | | Change in Unrealized PL | .81 | 3.85 | 3.04 |
| | | Income To Date | 30.65 | 31.88 | 1.23 |
| | | Unrealized PL | -99.47 | -96.43 | 3.04 |
| 160031370 | 31394LMW9 | Change in Unrealized PL | 73.32 | 57.11 | -16.21 |
| | | Unrealized PL | -469.44 | -485.65 | -16.21 |
| 160029753 | 38373VY46 | Change in Unrealized PL | .53 | .34 | -.19 |
| | | Unrealized PL | -5.26 | -5.45 | -.19 |
| 198051872 | 38373VY46 | Change in Unrealized PL | -.07 | -.26 | -.19 |
| | | Unrealized PL | 12.58 | 12.39 | -.19 |
| 209001907 | 38377YWD8 | Change in Unrealized PL | 60.68 | 295.10 | 234.42 |
| | | Unrealized PL | -1,148.26 | -913.84 | 234.42 |
| 160031374 | 38378ER62 | Change in Unrealized PL | 192.05 | 168.33 | -23.72 |
| | | Unrealized PL | -2,547.01 | -2,570.73 | -23.72 |
| 198061575 | 38381XVN3 | Change in Unrealized PL | -1.98 | -4,296.39 | -4,294.41 |



Supplemental Differences Report

SAMPLE PORTFOLIO
CITY, WI

InTrader (suppdiff)
Baseline Date: December 23,2019
As of Date: December 31,2019
1999 199999

| Ticket | Cusip/SecID | Field Name | Baseline Value | Current Projection | Difference |
|----------------------------------|-------------|--------------------------------|---------------------|---------------------|-------------------|
| 220 GOVT CMO/REMIC | | | | | |
| | | Unrealized PL | 5,837.78 | 1,543.37 | -4,294.41 |
| 198061576 | 38381XVN3 | Change in Unrealized PL | -2.97 | -6,444.59 | -6,441.62 |
| | | Unrealized PL | 8,756.67 | 2,315.05 | -6,441.62 |
| 220 GOVT CMO/REMIC Totals | | | | | |
| | | Accrued Income | 14,579.63 | 14,629.52 | 49.89 |
| | | Amortization/Accretion | -1,727.43 | -1,724.00 | 3.43 |
| | | Book Value | 5,345,836.43 | 5,333,456.17 | -12,380.26 |
| | | Change in Unrealized PL | -226.77 | -20,748.94 | -20,522.17 |
| | | Income To Date | 12,842.23 | 12,831.24 | -10.99 |
| | | Interest Received | 1,835.76 | 1,896.64 | 60.88 |
| | | Paydown P/L | .00 | -78.27 | -78.27 |
| | | Paydowns | .00 | 12,305.42 | 12,305.42 |
| | | Unrealized PL | 51,725.74 | 31,203.57 | -20,522.17 |



Supplemental Differences Report

SAMPLE PORTFOLIO
CITY, WI

InTrader (suppdiff)
Baseline Date: December 23,2019
As of Date: December 31,2019
1999 199999

| Ticket | Cusip/SecID | Field Name | Baseline Value | Current Projection | Difference |
|---------------------------------|-------------|--------------------------------|------------------|--------------------|-------------------|
| 230 GOVT AGENCIES | | | | | |
| 160052190 | 3133EGAH8 | Change in Unrealized PL | -194.71 | 560.79 | 755.50 |
| | | Unrealized PL | 799.24 | 1,554.74 | 755.50 |
| 160052192 | 3134G94U8 | Change in Unrealized PL | -458.27 | -6,528.02 | -6,069.75 |
| | | Unrealized PL | 35,781.52 | 29,711.77 | -6,069.75 |
| 160033762 | 3136G1H28 | Change in Unrealized PL | -235.44 | -225.44 | 10.00 |
| | | Unrealized PL | 2,204.61 | 2,214.61 | 10.00 |
| 160052191 | 3136G35N1 | Change in Unrealized PL | -235.33 | -5,459.33 | -5,224.00 |
| | | Unrealized PL | 28,087.77 | 22,863.77 | -5,224.00 |
| 160052382 | 83162CTN3 | Change in Unrealized PL | 120.33 | -2,710.44 | -2,830.77 |
| | | Unrealized PL | -4,890.62 | -7,721.39 | -2,830.77 |
| 198011705 | 83165ARA4 | Change in Unrealized PL | 651.57 | 517.98 | -133.59 |
| | | Unrealized PL | -14,411.45 | -14,545.04 | -133.59 |
| 198011706 | 83165ARA4 | Change in Unrealized PL | 546.62 | 413.03 | -133.59 |
| | | Unrealized PL | -9,725.81 | -9,859.40 | -133.59 |
| 198011707 | 83165ARA4 | Change in Unrealized PL | 546.62 | 413.03 | -133.59 |
| | | Unrealized PL | -9,725.81 | -9,859.40 | -133.59 |
| 230 GOVT AGENCIES Totals | | | | | |
| | | Change in Unrealized PL | 741.39 | -13,018.40 | -13,759.79 |
| | | Unrealized PL | 28,119.45 | 14,359.66 | -13,759.79 |



Supplemental Differences Report

SAMPLE PORTFOLIO
CITY, WI

InTrader (suppdiff)
Baseline Date: December 23,2019
As of Date: December 31,2019
1999 199999

| Ticket | Cusip/SecID | Field Name | Baseline Value | Current Projection | Difference |
|-------------------------------------|-------------|--------------------------------|-------------------|--------------------|-----------------|
| 300 EXEMPT MUNICIPALS | | | | | |
| 160045147 | 003392HY6 | Change in Unrealized PL | 197.07 | -49.93 | -247.00 |
| | | Unrealized PL | 766.31 | 519.31 | -247.00 |
| 160052195 | 022029KT8 | Change in Unrealized PL | 82.11 | 617.11 | 535.00 |
| | | Unrealized PL | 2,463.74 | 2,998.74 | 535.00 |
| 160052194 | 045141TQ1 | Change in Unrealized PL | 473.26 | 389.26 | -84.00 |
| | | Unrealized PL | 1,619.28 | 1,535.28 | -84.00 |
| 160044193 | 049721DT7 | Change in Unrealized PL | -.98 | -365.98 | -365.00 |
| | | Unrealized PL | 20,792.73 | 20,427.73 | -365.00 |
| 160052198 | 12946RBB7 | Change in Unrealized PL | -1.10 | 188.10 | 189.20 |
| | | Unrealized PL | 2,389.43 | 2,578.63 | 189.20 |
| 160033772 | 223223CR7 | Change in Unrealized PL | 22.86 | 88.86 | 66.00 |
| | | Unrealized PL | 5,431.24 | 5,497.24 | 66.00 |
| 160052196 | 590230RM2 | Change in Unrealized PL | .00 | 392.00 | 392.00 |
| | | Unrealized PL | -884.00 | -492.00 | 392.00 |
| 160052193 | 625056AD8 | Change in Unrealized PL | .00 | 57.00 | 57.00 |
| | | Unrealized PL | -96.00 | -39.00 | 57.00 |
| 160058527 | 646720LA8 | Change in Unrealized PL | 54.94 | 257.89 | 202.95 |
| | | Unrealized PL | 9,348.88 | 9,551.83 | 202.95 |
| 160038212 | 822516L57 | Change in Unrealized PL | -1,023.76 | 710.54 | 1,734.30 |
| | | Unrealized PL | 51,979.64 | 53,713.94 | 1,734.30 |
| 160045145 | 866398FG0 | Change in Unrealized PL | .00 | -97.50 | -97.50 |
| | | Unrealized PL | 8,077.50 | 7,980.00 | -97.50 |
| 160052207 | 869265YJ1 | Change in Unrealized PL | .00 | 130.50 | 130.50 |
| | | Unrealized PL | 4,350.00 | 4,480.50 | 130.50 |
| 160045152 | 94243TAZ9 | Change in Unrealized PL | .00 | 1.00 | 1.00 |
| | | Unrealized PL | 71.00 | 72.00 | 1.00 |
| 160045146 | 949544MQ0 | Change in Unrealized PL | -1.71 | -148.96 | -147.25 |
| | | Unrealized PL | 5,072.34 | 4,925.09 | -147.25 |
| 160052197 | 976622JE1 | Change in Unrealized PL | -67.12 | 775.88 | 843.00 |
| | | Unrealized PL | 5,050.81 | 5,893.81 | 843.00 |
| 300 EXEMPT MUNICIPALS Totals | | | | | |
| | | Change in Unrealized PL | -264.43 | 2,945.77 | 3,210.20 |
| | | Unrealized PL | 116,432.90 | 119,643.10 | 3,210.20 |



Supplemental Differences Report

SAMPLE PORTFOLIO
CITY, WI

InTrader (suppdiff)
Baseline Date: December 23,2019
As of Date: December 31,2019
1999 199999

| Ticket | Cusip/SecID | Field Name | Baseline Value | Current Projection | Difference |
|-------------------------------------|-------------|--------------------------------|------------------|--------------------|---------------|
| 311 EX MUNI LEASE/COP | | | | | |
| 160045149 | 069467GR3 | Change in Unrealized PL | 238.93 | 213.93 | -25.00 |
| | | Unrealized PL | -1,191.03 | -1,216.03 | -25.00 |
| 160045148 | 256317DW5 | Change in Unrealized PL | 84.33 | 89.33 | 5.00 |
| | | Unrealized PL | -269.69 | -264.69 | 5.00 |
| 311 EX MUNI LEASE/COP Totals | | | | | |
| | | Change in Unrealized PL | 323.26 | 303.26 | -20.00 |
| | | Unrealized PL | -1,460.72 | -1,480.72 | -20.00 |

Supplemental Differences Report

SAMPLE PORTFOLIO
CITY, WI

InTrader (suppdiff)
Baseline Date: December 23,2019
As of Date: December 31,2019
1999 199999

| Ticket | Cusip/SecID | Field Name | Baseline Value | Current Projection | Difference |
|--------------------------------------|-------------|--------------------------------|------------------|--------------------|------------------|
| 320 TAXABLE MUNICIPALS | | | | | |
| 160045154 | 121709UL1 | Change in Unrealized PL | .00 | 42.00 | 42.00 |
| | | Unrealized PL | -174.00 | -132.00 | 42.00 |
| 160045155 | 121709UM9 | Change in Unrealized PL | .00 | 216.00 | 216.00 |
| | | Unrealized PL | -482.00 | -266.00 | 216.00 |
| 160045159 | 472904P21 | Change in Unrealized PL | 186.59 | -1,357.41 | -1,544.00 |
| | | Unrealized PL | 9,723.26 | 8,179.26 | -1,544.00 |
| 160045151 | 478718D71 | Change in Unrealized PL | .00 | -525.00 | -525.00 |
| | | Unrealized PL | 5,265.00 | 4,740.00 | -525.00 |
| 160045150 | 563039AJ5 | Change in Unrealized PL | .00 | -6.00 | -6.00 |
| | | Unrealized PL | 422.00 | 416.00 | -6.00 |
| 160055743 | 980694CG6 | Change in Unrealized PL | -.02 | -148.37 | -148.35 |
| | | Unrealized PL | 841.45 | 693.10 | -148.35 |
| 320 TAXABLE MUNICIPALS Totals | | | | | |
| | | Change in Unrealized PL | 186.57 | -1,778.78 | -1,965.35 |
| | | Unrealized PL | 15,595.71 | 13,630.36 | -1,965.35 |



Supplemental Differences Report

SAMPLE PORTFOLIO
CITY, WI

InTrader (suppdiff)
Baseline Date: December 23,2019
As of Date: December 31,2019
1999 199999

| Ticket | Cusip/SecID | Field Name | Baseline Value | Current Projection | Difference |
|------------------------------------|-------------|--------------------------------|------------------|--------------------|-----------------|
| 420 CORPORATE ISSUES | | | | | |
| 160039058 | 38141EB81 | Change in Unrealized PL | 75.99 | 2,662.59 | 2,586.60 |
| | | Unrealized PL | 25,703.86 | 28,290.46 | 2,586.60 |
| 420 CORPORATE ISSUES Totals | | | | | |
| | | Change in Unrealized PL | 75.99 | 2,662.59 | 2,586.60 |
| | | Unrealized PL | 25,703.86 | 28,290.46 | 2,586.60 |

Supplemental Differences Report

SAMPLE PORTFOLIO
CITY, WI

InTrader (suppdiff)
Baseline Date: December 23,2019
As of Date: December 31,2019
1999 199999

| Ticket | Cusip/SecID | Field Name | Baseline Value | Current Projection | Difference |
|-------------------------------------|-------------|--------------------------------|------------------|--------------------|------------------|
| 500 CERTIF OF DEPOSIT | | | | | |
| 160054570 | 02589AAT9 | Change in Unrealized PL | .00 | -524.54 | -524.54 |
| | | Unrealized PL | 12,796.84 | 12,272.30 | -524.54 |
| 160038205 | 061785CM1 | Change in Unrealized PL | .00 | -277.25 | -277.25 |
| | | Unrealized PL | 1,300.00 | 1,022.75 | -277.25 |
| 164023832 | 254673SJ6 | Change in Unrealized PL | -27.02 | -580.96 | -553.94 |
| | | Unrealized PL | 14,790.04 | 14,236.10 | -553.94 |
| 198030054 | 38148PBG1 | Change in Unrealized PL | .00 | -31.90 | -31.90 |
| | | Unrealized PL | 917.00 | 885.10 | -31.90 |
| 198048644 | 38148PGM3 | Change in Unrealized PL | .00 | -247.01 | -247.01 |
| | | Unrealized PL | -36.35 | -283.36 | -247.01 |
| 160059711 | 48128LCK3 | Change in Unrealized PL | .00 | -340.01 | -340.01 |
| | | Unrealized PL | 1,343.17 | 1,003.16 | -340.01 |
| 160045002 | 58733ACY3 | Change in Unrealized PL | .00 | -112.46 | -112.46 |
| | | Unrealized PL | -212.90 | -325.36 | -112.46 |
| 198030555 | 87165ELR6 | Change in Unrealized PL | .00 | -330.51 | -330.51 |
| | | Unrealized PL | 6,608.39 | 6,277.88 | -330.51 |
| 198048643 | 9497486H5 | Change in Unrealized PL | .00 | -110.31 | -110.31 |
| | | Unrealized PL | -226.34 | -336.65 | -110.31 |
| 159004238 | 949763AM8 | Change in Unrealized PL | .00 | -67.13 | -67.13 |
| | | Unrealized PL | -334.42 | -401.55 | -67.13 |
| 500 CERTIF OF DEPOSIT Totals | | | | | |
| | | Change in Unrealized PL | -27.02 | -2,622.08 | -2,595.06 |
| | | Unrealized PL | 36,945.43 | 34,350.37 | -2,595.06 |



Supplemental Differences Report

SAMPLE PORTFOLIO
CITY, WI

InTrader (suppdiff)
Baseline Date: December 23,2019
As of Date: December 31,2019
1999 199999

| Ticket | Cusip/SecID | Field Name | Baseline Value | Current Projection | Difference |
|------------------|-------------|-------------------------|----------------|--------------------|--------------|
| ***Totals | | | | | |
| | | Accrued Income | 14,579.63 | 19,133.01 | 4,553.38 |
| | | Amortization/Accretion | -1,727.43 | -2,376.53 | -649.10 |
| | | Book Value | 5,345,836.43 | 10,234,278.32 | 4,888,441.89 |
| | | Change in Unrealized PL | 1,756.81 | -35,155.10 | -36,911.91 |
| | | Income To Date | 12,842.23 | 30,266.21 | 17,423.98 |
| | | Interest Received | 1,835.76 | 8,146.64 | 6,310.88 |
| | | Paydown P/L | .00 | -78.27 | -78.27 |
| | | Paydowns | .00 | 12,305.42 | 12,305.42 |
| | | Unrealized PL | 263,113.97 | 226,202.06 | -36,911.91 |

This page intentionally left blank

Principal and Interest Shortfalls

SAMPLE PORTFOLIO
CITY, WI

InTrader (shortfalls)

Last: 11/30/2019

As-of: 12/31/2019

1999 199999

| Cusip/Sec ID Grp | Ticket | Loc | Description Rate | Maturity | Original Face Par/Cur Face | Receive Dt As of Dt | Gross Amount MTD Shortfall | Net Amount YTD Shortfall |
|--|-----------|------------|--|------------|-------------------------------|------------------------|-------------------------------|-----------------------------|
| Report Sequence: Group, Activity Type, Activity | | | | | | | | |
| 3136ATX33 220 | 159004261 | BBW int | FANNIE MAE ACES CMO SERIES 2.40560V | 08/25/2028 | 1,000,000.00 945,495.25 | | .00 .00 | .00 86.41 |
| 3137AME60 220 | 160052186 | BBW int | FREDDIE MAC CMO SERIES K017 2.87300 | 12/01/2021 | 5,000,000.00 4,662,748.80 | | .00 .00 | .00 294.20 |
| 3137BYMP2 220 | 164021598 | BBW int | FREDDIE MAC CMO SERIES KJ14 2.19700 | 11/25/2023 | 2,500,000.00 631,522.78 | | .00 .00 | .00 2,793.09 |
| Interest Totals for Group 220: | | | | | | | .00 | .00 |
| | | | | | | | .00 | 3,173.70 |

Principal and Interest Shortfalls

SAMPLE PORTFOLIO
CITY, WI

InTrader (shortfalls)

Last: 11/30/2019

As-of: 12/31/2019

1999 199999

| SHORTFALLS Group Totals: | | Cnt | MTD Int Shortfall | YTD Int Shortfall | MTD Prin Shortfall | YTD Prin Shortfall |
|--------------------------|----------------|-----|-------------------|-------------------|--------------------|--------------------|
| 220 | GOVT CMO/REMIC | 3 | .00 | 3,173.70 | .00 | .00 |



Management Transaction Journal

SAMPLE PORTFOLIO
CITY, WI

InTrader (mgmttrjnl)

Last: 11/30/2019

As-of: 12/31/2019

1999 199999

| Trade Date | Settle Date | Tran | Par/Curr Face | Description Security | Ticket | Moody | Rate V | Maturity | Call /*Est | Prin Cost/Rcvd | Intn | Clsd Book P/L TE/BE Yield |
|------------|-------------|------|---------------|--|-----------|-------|--------|----------|------------|----------------|------|---------------------------|
| 12/02 | 12/02/19 | pur | 500,000 | US TREASURY NOTE 9128285S5 | 198063340 | | 2.500 | 12/31/20 | | 503,750.00 | AFS | .00 1.795 |
| 12/11 | 12/11/19 | pur | 500,000 | US TREASURY NOTE 9128283V0 | 198063341 | | 2.500 | 01/31/25 | | 505,000.00 | AFS | .00 2.293 |
| 12/20 | 12/20/19 | pur | 500,000 | US TREASURY NOTE 912828V98 | 198063342 | | 2.250 | 02/15/27 | | 502,500.00 | AFS | .00 2.174 |
| 12/18 | 12/18/19 | pur | 1,197,712 | FANNIE MAE POOL #AE0720 31419AYS0 | 198063344 | | 3.500 | 01/01/26 | *-22 | 1,241,237.78 | AFS | .00 2.844 |
| 12/23 | 12/23/19 | pur | 1,079,589 | FANNIE MAE POOL #MA1787 31418A6Z6 | 198063343 | | 2.500 | 02/01/24 | *-21 | 1,089,246.01 | AFS | .00 2.272 |
| 12/27 | 12/27/19 | pur | 1,045,373 | FREDDIE MAC POOL #J19184 3128Q0FZ5 | 198063345 | | 2.500 | 05/01/27 | *-22 | 1,059,740.89 | AFS | .00 2.296 |
| 12/01 | 12/01/19 | pdn | 1,806 | FREDDIE MAC GOLD POOL #E02783 31294MCU3 | 160031234 | | 4.000 | 09/01/25 | *-22 | 1,806.05 | AFS | .00 3.394 |
| 12/01 | 12/01/19 | pdn | 1,165 | FANNIE MAE POOL #AL3448 ARM 3138EKZN8 | 160034395 | | 4.514V | 04/01/38 | *-24 | 1,165.17 | HTM | .00 4.021 |
| 12/01 | 12/01/19 | pdn | 887,743 | FANNIE MAE DUS POOL #AM2876 3138L3FS9 | 160052180 | | 2.500 | 06/01/21 | *-20 | 887,742.57 | AFS | .00 2.172 |
| 12/01 | 12/01/19 | pdn | 1,737 | FANNIE MAE DUS POOL #AM9049 3138LABT5 | 160052181 | | 3.050 | 06/01/25 | *-22 | 1,737.39 | AFS | .00 2.158 |
| 12/01 | 12/01/19 | pdn | 3,296 | FANNIE MAE POOL #AS0489 3138W9RK8 | 160037654 | | 2.500 | 09/01/28 | *-23 | 3,295.56 | AFS | .00 2.49 |
| 12/01 | 12/01/19 | pdn | 10,668 | FANNIE MAE POOL #MA1585 31418AXP8 | 160035778 | | 2.000 | 09/01/23 | *-21 | 10,667.64 | AFS | .00 1.969 |
| 12/01 | 12/01/19 | pdn | 9,019 | FANNIE MAE POOL #AD1608 31418NYE4 | 160043799 | | 4.000 | 02/01/25 | *-21 | 9,018.95 | AFS | .00 3.16 |
| 12/01 | 12/01/19 | pdn | 1,103 | GINNIE MAE POOL #MA0035 ARM 36179MBC3 | 160031373 | | 3.875V | 04/20/42 | *-22 | 1,103.26 | AFS | .00 3.527 |
| 12/01 | 12/01/19 | pdn | 327 | GINNIE MAE II POOL #82274 ARM 36225EQ47 | 160052182 | | 4.000V | 01/20/39 | *-27 | 327.16 | AFS | .00 3.748 |
| 12/01 | 12/01/19 | pdn | 3,549 | GINNIE MAE POOL #782636 36241K4V7 | 159002553 | | 4.000 | 04/15/24 | *-16 | 3,549.48 | AFS | .00 4.00 |
| 12/01 | 12/01/19 | pdn | 335 | FANNIE MAE CMO SERIES 2012-M15 3136A87J3 | 160046356 | | 2.582V | 10/25/22 | *-22 | 334.80 | AFS | .00 2.258 |



Management Transaction Journal

SAMPLE PORTFOLIO
CITY, WI

InTrader (mgmttrjnl)

Last: 11/30/2019

As-of: 12/31/2019

1999 199999

| Trade Date | Settle Date | Tran | Par/Curr Face | Description Security | Ticket | Moody | Rate V | Maturity | Call /*Est | Prin Cost/Rcvd | Intrn | Clsd Book P/L TE/BE Yield |
|------------|-------------|------|---------------|--|-----------|-------|--------|----------|------------|----------------|-------|---------------------------|
| 12/01 | 12/01/19 | pdn | 17,236 | FANNIE MAE ACES CMO 2016-M5 3136ARQ76 | 160046357 | | 2.566V | 04/25/23 | *-23 | 17,236.04 | AFS | .00 2.52 |
| 12/01 | 12/01/19 | pdn | 9,621 | FREDDIE MAC CMO SERIES K017 3137AME60 | 160052186 | | 2.873 | 12/01/21 | *-21 | 9,621.40 | AFS | .00 2.392 |
| 12/01 | 12/01/19 | pdn | 2,684 | FREDDIE MAC CMO SERIES KJ14 3137BYMP2 | 164021598 | | 2.197 | 11/25/23 | *-22 | 2,684.02 | AFS | .00 2.316 |
| 12/01 | 12/01/19 | pdn | 3,190 | FREDDIE MAC CMO SERIES 2712 31394LMW9 | 160031370 | | 4.500 | 11/15/23 | *-21 | 3,190.20 | AFS | .00 3.592 |
| 12/01 | 12/01/19 | pdn | 18,203 | GINNIE MAE CMO SERIES 2011-140 38377YWD8 | 209001907 | | 2.000 | 08/16/39 | *-21 | 18,202.62 | AFS | .00 2.00 |
| 12/01 | 12/01/19 | pdn | 10,094 | GINNIE MAE CMO SERIES 2012-81 38378ER62 | 160031374 | | 1.500 | 04/20/27 | *-22 | 10,094.45 | AFS | .00 1.446 |
| 12/01 | 12/01/19 | pdn | 4,680 | GINNIE MAE CMO SERIES 19-99 38381XVN3 | 198061575 | | 3.000 | 08/01/49 | *-25 | 4,680.13 | AFS | .00 2.925 |
| 12/01 | 12/01/19 | pdn | 7,020 | GINNIE MAE CMO SERIES 19-99 38381XVN3 | 198061576 | | 3.000 | 08/01/49 | *-25 | 7,020.20 | AFS | .00 2.925 |
| 12/16 | 12/16/19 | pdn | 486 | GINNIE MAE CMO SERIES 2002-77 38373VY46 | 160029753 | | 2.220V | 11/16/32 | *-23 | 486.18 | AFS | .00 2.189 |
| 12/16 | 12/16/19 | pdn | 486 | GINNIE MAE CMO SERIES 2002-77 38373VY46 | 198051872 | | 2.220V | 11/16/32 | *-23 | 486.18 | AFS | .00 2.198 |
| 12/25 | 12/25/19 | pdn | 2,667 | FANNIE MAE CMO SERIES 2011-113 3136A2EW9 | 160037186 | | 2.042V | 11/25/26 | *-22 | 2,667.07 | AFS | .00 2.054 |
| 12/25 | 12/25/19 | pdn | 616 | FANNIE MAE ACES CMO SERIES 3136ATX33 | 159004261 | | 2.406V | 08/25/28 | *-28 | 615.96 | AFS | .00 2.406 |
| 12/25 | 12/25/19 | pdn | 715 | FANNIE MAE CMO SERIES 2005-13 31394CGV8 | 159000664 | | 2.192V | 03/25/35 | *-24 | 715.17 | AFS | .00 2.192 |
| 12/01 | 12/01/19 | pdn | 8,898 | SMALL BUSINESS ADMINISTRATION 83165ARA4 | 198011705 | | 5.250V | 09/25/39 | *-22 | 8,898.38 | AFS | .00 0.00 |



Management Transaction Journal

SAMPLE PORTFOLIO
CITY, WI

InTrader (mgmttrjnl)

Last: 11/30/2019

As-of: 12/31/2019

1999 199999

| Trade Date | Settle Date | Tran | Par/Curr Face | Description Security | Ticket | Moody | Rate V | Maturity | Call /*Est | Prin Cost/Rcvd | Intrn | Clsd Book P/L TE/BE Yield |
|------------|-------------|------|---------------|---|-----------|-------|--------|----------|------------|----------------|-------|---------------------------|
| 12/01 | 12/01/19 | pdn | 8,898 | SMALL BUSINESS ADMINISTRATION 83165ARA4 | 198011706 | | 5.250V | 09/25/39 | *-22 | 8,898.38 | AFS | .00 4.119 |
| 12/01 | 12/01/19 | pdn | 8,898 | SMALL BUSINESS ADMINISTRATION 83165ARA4 | 198011707 | | 5.250V | 09/25/39 | *-22 | 8,898.38 | AFS | .00 4.119 |
| 12/05 | 12/05/19 | MAT | 249,000 | GE CAPITAL BANK 36163FNH2 | 198048641 | | 2.000 | 12/05/19 | | 249,000.00 | AFS | .00 2.00 |



| Group | Tran Type | Cnt | Par/Curr Face | Principal Cost | Principal Rcvd | Pur Yield | TE/BE Yield | Book P/L Tax P/L |
|-------------------------------------|---------------|-----|---------------|----------------|---------------------|-----------|-------------|---------------------|
| 100 GOVT TREASURIES | | | | | | | | |
| | Purchases | 3 | 1,500,000.00 | 1,511,250.00 | | 2.087 | 2.087 | |
| | Net Par Chng | | 1,500,000.00 | | | | | |
| 200 GOVT ABS/MBS | | | | | | | | |
| | Purchases | 3 | 3,322,674.29 | 3,390,224.68 | | 1.850 | 2.489 | |
| | Paydowns | 10 | 920,413.23 | 931,575.43 | 920,413.23 | 2.131 | 2.196 | .00 |
| | Net Par Chng | | 2,402,261.06 | | | | | .00 |
| 220 GOVT CMO/REMIC | | | | | | | | |
| | Paydowns | 14 | 78,034.42 | 78,773.20 | 78,034.42 | 1.807 | 2.322 | .00 |
| | Net Par Chng | | -78,034.42 | | | | | 21.03 |
| 230 GOVT AGENCIES | | | | | | | | |
| | Paydowns | 3 | 26,695.14 | 30,799.53 | 26,695.14 | 2.299 | 2.746 | .00 |
| | Net Par Chng | | -26,695.14 | | | | | .00 |
| 500 CERTIF OF DEPOSIT | | | | | | | | |
| | Maturities | 1 | 249,000.00 | 249,000.00 | 249,000.00 | 2.000 | 2.000 | .00 |
| | Net Par Chng | | -249,000.00 | | | | | .00 |
| ** MBS/ABS Paydown Totals ** | | | | | 1,025,142.79 | | | |
| Totals | | | | | | | | |
| | Purchases | 6 | 4,822,674.29 | 4,901,474.68 | | 1.923 | 2.365 | |
| | Sales | 0 | .00 | .00 | .00 | 0.000 | 0.000 | .00 |
| | Maturities | 1 | 249,000.00 | 249,000.00 | 249,000.00 | 2.000 | 2.000 | .00 |
| | Calls | 0 | .00 | .00 | .00 | 0.000 | 0.000 | .00 |
| | Prerefunded | 0 | .00 | .00 | .00 | 0.000 | 0.000 | .00 |
| | Paydowns | 27 | 1,025,142.79 | 1,041,148.16 | 1,025,142.79 | 2.112 | 2.222 | .00 |
| | Payups | 0 | .00 | .00 | .00 | 0.000 | 0.000 | .00 |
| | Closeouts | 0 | .00 | .00 | .00 | 0.000 | 0.000 | .00 |
| | Total Rdmptns | 28 | 1,274,142.79 | 1,290,148.16 | 1,274,142.79 | 2.090 | 2.179 | .00 |
| | Net Par Chng | | 3,548,531.50 | | | | | 21.03 |

Investment Portfolio Monthly Transfers

SAMPLE PORTFOLIO
CITY, WI

InTrader (txfrrpt)
Last: 11/30/2019
As-of: 12/31/2019
1999 199999

| Cusip/Sec Ticket | Description Rate V | Maturity | Intnt: Old--New Prftl: Old--New | Transfer date | Par/Curr Face Principal Cost | Book Value Fair Value | Reason For Trnsfer AFS to HTM/NMO Write-Off Amt |
|---------------------|-----------------------|----------|------------------------------------|------------------|---------------------------------|--------------------------|--|
|---------------------|-----------------------|----------|------------------------------------|------------------|---------------------------------|--------------------------|--|

No data to report

This page intentionally left blank

Investment Portfolio Tax Report

SAMPLE PORTFOLIO
CITY, WI

InTrader (taxrpt)
Last : 11/30/2019
As-of: 12/31/2019
1999 199999

| Sec ID Grp | Ticket | Description Line 1 Description Line 2 Rate Maturity | Purch Date Close Date | Par/Curr Face Original Face | Principal Cost Prin Received | Book Value Tax Basis | Close Type Price | Book P/L Tax P/L |
|------------------|-----------|--|--------------------------|--------------------------------|---------------------------------|--------------------------|---------------------|---------------------|
| 31294MCU3 200 | 160031234 | FREDDIE MAC GOLD POOL #E02783 4.00000 09/01/2025 | 07/17/2012 12/01/2019 | 1,806.05 2,150,000.00 | 1,921.75 1,806.05 | 1,806.05 1,806.05 | pdn 100.000 | .00 .00 |
| 3138EKZN8 200 | 160034395 | FANNIE MAE POOL #AL3448 ARM MONTHLY RESET 4.51400V 04/01/2038 | 04/24/2013 12/01/2019 | 1,165.17 750,000.00 | 1,255.47 1,165.17 | 1,165.17 1,165.17 | pdn 100.000 | .00 .00 |
| 3138L3FS9 200 | 160052180 | FANNIE MAE DUS POOL #AM2876 2.50000 06/01/2021 | 11/06/2017 12/01/2019 | 887,742.57 1,000,000.00 | 897,729.67 887,742.57 | 887,742.57 887,742.57 | pdn 100.000 | .00 .00 |
| 3138LABT5 200 | 160052181 | FANNIE MAE DUS POOL #AM9049 3.05000 06/01/2025 | 11/08/2017 12/01/2019 | 1,737.39 1,125,000.00 | 1,845.43 1,737.39 | 1,737.39 1,737.39 | pdn 100.000 | .00 .00 |
| 3138W9RK8 200 | 160037654 | FANNIE MAE POOL #AS0489 2.50000 09/01/2028 | 04/25/2014 12/01/2019 | 3,295.56 475,000.00 | 3,299.68 3,295.56 | 3,295.56 3,295.56 | pdn 100.000 | .00 .00 |
| 31418AXP8 200 | 160035778 | FANNIE MAE POOL #MA1585 2.00000 09/01/2023 | 08/16/2013 12/01/2019 | 10,667.64 1,500,000.00 | 10,697.64 10,667.64 | 10,667.64 10,667.64 | pdn 100.000 | .00 .00 |
| 31418NYE4 200 | 160043799 | FANNIE MAE POOL #AD1608 4.00000 02/01/2025 | 04/18/2016 12/01/2019 | 9,018.95 8,800,000.00 | 9,599.54 9,018.95 | 9,018.95 9,018.95 | pdn 100.000 | .00 .00 |
| 36179MBC3 200 | 160031373 | GINNIE MAE POOL #MA0035 ARM ANNUAL RESET 3.87500V 04/20/2042 | 06/29/2012 12/01/2019 | 1,103.26 500,000.00 | 1,174.11 1,103.26 | 1,103.26 1,103.26 | pdn 100.000 | .00 .00 |
| 36225EQ47 200 | 160052182 | GINNIE MAE II POOL #82274 ARM ANNUAL RESET 4.00000V 01/20/2039 | 11/01/2017 12/01/2019 | 327.16 2,000,000.00 | 337.38 327.16 | 327.16 327.16 | pdn 100.000 | .00 .00 |
| 36241K4V7 200 | 159002553 | GINNIE MAE POOL #782636 4.00000 04/15/2024 | 01/14/2011 12/01/2019 | 3,549.48 2,000,000.00 | 3,714.75 3,549.48 | 3,549.48 3,549.48 | pdn 100.000 | .00 .00 |
| 3136A87J3 220 | 160046356 | FANNIE MAE CMO SERIES 2012-M15 CLASS A MONTHLY RESET 2.58200V 10/25/2022 | 05/28/2013 12/01/2019 | 334.80 500,000.00 | 344.43 334.80 | 334.80 334.80 | pdn 100.000 | .00 .00 |
| 3136ARQ76 220 | 160046357 | FANNIE MAE ACES CMO 2016-M5 CLASS FA MONTHLY RESET 2.56600V 04/25/2023 | 05/31/2016 12/01/2019 | 17,236.04 2,000,000.00 | 17,287.21 17,236.04 | 17,236.04 17,236.04 | pdn 100.000 | .00 .00 |
| 3137AME60 220 | 160052186 | FREDDIE MAC CMO SERIES K017 CLASS A2 2.87300 12/01/2021 | 10/25/2017 12/01/2019 | 9,621.40 5,000,000.00 | 9,801.80 9,621.40 | 9,621.40 9,621.40 | pdn 100.000 | .00 .00 |



Investment Portfolio Tax Report

SAMPLE PORTFOLIO
CITY, WI

InTrader (taxrpt)
Last : 11/30/2019
As-of: 12/31/2019
1999 199999

| Sec ID Grp | Ticket | Description Line 1 Description Line 2 Rate Maturity | Purch Date Close Date | Par/Curr Face Original Face | Principal Cost Prin Received | Book Value Tax Basis | Close Type Price | Book P/L Tax P/L |
|------------------|-----------|---|--------------------------|--------------------------------|---------------------------------|-------------------------|---------------------|---------------------|
| 3137BYMP2 220 | 164021598 | FREDDIE MAC CMO SERIES KJ14 CLASS A1 2.19700 11/25/2023 | 11/20/2017 12/01/2019 | 2,684.02 2,500,000.00 | 2,666.41 2,684.02 | 2,684.02 2,666.41 | pdn 100.000 | .00 17.61 |
| 31394LMW9 220 | 160031370 | FREDDIE MAC CMO SERIES 2712 CLASS MB 4.50000 11/15/2023 | 07/17/2012 12/01/2019 | 3,190.20 1,250,000.00 | 3,459.36 3,190.20 | 3,190.20 3,190.20 | pdn 100.000 | .00 .00 |
| 38377YWD8 220 | 209001907 | GINNIE MAE CMO SERIES 2011-140 CLASS PC 2.00000 08/16/2039 | 08/28/2018 12/01/2019 | 18,202.62 2,000,000.00 | 18,202.62 18,202.62 | 18,202.62 18,202.62 | pdn 100.000 | .00 .00 |
| 38378ER62 220 | 160031374 | GINNIE MAE CMO SERIES 2012-81 CLASS AB 1.50000 04/20/2027 | 07/27/2012 12/01/2019 | 10,094.45 1,200,000.00 | 10,167.03 10,094.45 | 10,094.45 10,094.45 | pdn 100.000 | .00 .00 |
| 38381XVN3 220 | 198061575 | GINNIE MAE CMO SERIES 19-99 CLASS JC 3.00000 08/01/2049 | 10/31/2019 12/01/2019 | 4,680.13 1,000,000.00 | 4,749.42 4,680.13 | 4,680.13 4,680.13 | pdn 100.000 | .00 .00 |
| 38381XVN3 220 | 198061576 | GINNIE MAE CMO SERIES 19-99 CLASS JC 3.00000 08/01/2049 | 10/31/2019 12/01/2019 | 7,020.20 1,500,000.00 | 7,124.13 7,020.20 | 7,020.20 7,020.20 | pdn 100.000 | .00 .00 |
| 38373VY46 220 | 160029753 | GINNIE MAE CMO SERIES 2002-77 CLASS FA MONTHLY RESET 2.21975V 11/16/2032 | 04/01/2012 12/16/2019 | 486.18 1,000,000.00 | 488.61 486.18 | 486.18 486.18 | pdn 100.000 | .00 .00 |
| 38373VY46 220 | 198051872 | GINNIE MAE CMO SERIES 2002-77 CLASS FA MONTHLY RESET 2.21975V 11/16/2032 | 11/16/2017 12/16/2019 | 486.18 1,000,000.00 | 487.40 486.18 | 486.18 486.18 | pdn 100.000 | .00 .00 |
| 3136A2EW9 220 | 160037186 | FANNIE MAE CMO SERIES 2011-113 CLASS FA MONTHLY RESET 2.04200V 11/25/2026 | 02/07/2014 12/25/2019 | 2,667.07 700,000.00 | 2,663.65 2,667.07 | 2,667.07 2,663.65 | pdn 100.000 | .00 3.42 |
| 3136ATX33 220 | 159004261 | FANNIE MAE ACES CMO SERIES 2016-M10 CLASS FA MO RESET 2.40560V 08/25/2028 | 02/08/2017 12/25/2019 | 615.96 1,000,000.00 | 615.96 615.96 | 615.96 615.96 | pdn 100.000 | .00 .00 |
| 31394CGV8 220 | 159000664 | FANNIE MAE CMO SERIES 2005-13 CLASS FM MONTHLY RESET 2.19200V 03/25/2035 | 10/01/2008 12/25/2019 | 715.17 4,289,153.00 | 715.17 715.17 | 715.17 715.17 | pdn 100.000 | .00 .00 |
| 83165ARA4 230 | 198011705 | SMALL BUSINESS ADMINISTRATION POOL #522081 5.25000V 09/25/2039 | 01/29/2015 12/01/2019 | 8,898.38 500,000.00 | 10,266.51 8,898.38 | 8,898.38 8,898.38 | pdn 100.000 | .00 .00 |
| 83165ARA4 230 | 198011706 | SMALL BUSINESS ADMINISTRATION POOL #522081 5.25000V 09/25/2039 | 01/29/2015 12/01/2019 | 8,898.38 500,000.00 | 10,266.51 8,898.38 | 8,898.38 8,898.38 | pdn 100.000 | .00 .00 |



Investment Portfolio Tax Report

SAMPLE PORTFOLIO
CITY, WI

InTrader (taxrpt)
Last : 11/30/2019
As-of: 12/31/2019
1999 199999

| Sec ID Grp | Ticket | Description Line 1 Description Line 2 Rate Maturity | Purch Date Close Date | Par/Curr Face Original Face | Principal Cost Prin Received | Book Value Tax Basis | Close Type Price | Book P/L Tax P/L |
|------------------|-----------|--|--------------------------|--------------------------------|---------------------------------|--------------------------|---------------------|---------------------|
| 83165ARA4 230 | 198011707 | SMALL BUSINESS ADMINISTRATION POOL #522081 5.25000V 09/25/2039 | 01/29/2015 12/01/2019 | 8,898.38 500,000.00 | 10,266.51 8,898.38 | 8,898.38 8,898.38 | pdn 100.000 | .00 .00 |
| 36163FNH2 500 | 198048641 | GE CAPITAL BANK CERTIFICATE OF DEPOSIT 2.00000 12/05/2019 | 12/01/2017 12/05/2019 | 249,000.00 249,000.00 | 249,000.00 249,000.00 | 249,000.00 249,000.00 | MAT 100.000 | .00 .00 |




Investment Portfolio Tax Report

SAMPLE PORTFOLIO
CITY, WI

InTrader (taxrpt)
Last : 11/30/2019
As-of: 12/31/2019
1999 199999

| Grp Title Count | Original Face Par/Curr Face | Principal Cost Prin Received | Book Value Tax Basis | Tax Profit Tax Loss | Book Profit Book Loss |
|----------------------------------|-----------------------------|------------------------------|--------------------------|-----------------------|-----------------------|
| 200 GOVT ABS/MBS 10 | 20,300,000.00 920,413.23 | 931,575.42 920,413.23 | 920,413.23 920,413.23 | .00 .00 .00 | .00 .00 .00 |
| | Tax Prf Undr 1 Yr .00 | Book Prf Undr 1 Yr .00 | | | |
| | Tax Ls Undr 1 Yr .00 | Book Ls Undr 1 Yr .00 | | | |
| | Tax Prf Over 1 Yr .00 | Book Prf Over 1 Yr .00 | | | |
| | Tax Ls Over 1 Yr .00 | Book Ls Over 1 Yr .00 | | | |
| 220 GOVT CMO/REMIC 14 | 24,939,153.00 78,034.42 | 78,773.20 78,034.42 | 78,034.42 78,013.39 | 21.03 .00 21.03 | .00 .00 .00 |
| | Tax Prf Undr 1 Yr .00 | Book Prf Undr 1 Yr .00 | | | |
| | Tax Ls Undr 1 Yr .00 | Book Ls Undr 1 Yr .00 | | | |
| | Tax Prf Over 1 Yr 21.03 | Book Prf Over 1 Yr .00 | | | |
| | Tax Ls Over 1 Yr .00 | Book Ls Over 1 Yr .00 | | | |
| 230 GOVT AGENCIES 3 | 1,500,000.00 26,695.14 | 30,799.53 26,695.14 | 26,695.14 26,695.14 | .00 .00 .00 | .00 .00 .00 |
| | Tax Prf Undr 1 Yr .00 | Book Prf Undr 1 Yr .00 | | | |
| | Tax Ls Undr 1 Yr .00 | Book Ls Undr 1 Yr .00 | | | |
| | Tax Prf Over 1 Yr .00 | Book Prf Over 1 Yr .00 | | | |
| | Tax Ls Over 1 Yr .00 | Book Ls Over 1 Yr .00 | | | |
| 500 CERTIF OF DEPOSIT 1 | 249,000.00 249,000.00 | 249,000.00 249,000.00 | 249,000.00 249,000.00 | .00 .00 .00 | .00 .00 .00 |
| | Tax Prf Undr 1 Yr .00 | Book Prf Undr 1 Yr .00 | | | |
| | Tax Ls Undr 1 Yr .00 | Book Ls Undr 1 Yr .00 | | | |
| | Tax Prf Over 1 Yr .00 | Book Prf Over 1 Yr .00 | | | |
| | Tax Ls Over 1 Yr .00 | Book Ls Over 1 Yr .00 | | | |
| All Groups | 46,988,153.00 | 1,290,148.15 | 1,274,142.79 | 21.03 | .00 |
| 28 | 1,274,142.79 | 1,274,142.79 | 1,274,121.76 | .00 | .00 |
| | Tax Prf Undr 1 Yr .00 | Book Prf Undr 1 Yr .00 | | 21.03 | .00 |
| | Tax Ls Undr 1 Yr .00 | Book Ls Undr 1 Yr .00 | | | |
| | Tax Prf Over 1 Yr 21.03 | Book Prf Over 1 Yr .00 | | | |
| | Tax Ls Over 1 Yr .00 | Book Ls Over 1 Yr .00 | | | |



Holdings and Fair Value Report

SAMPLE PORTFOLIO
CITY, WI

InTrader (holdings)

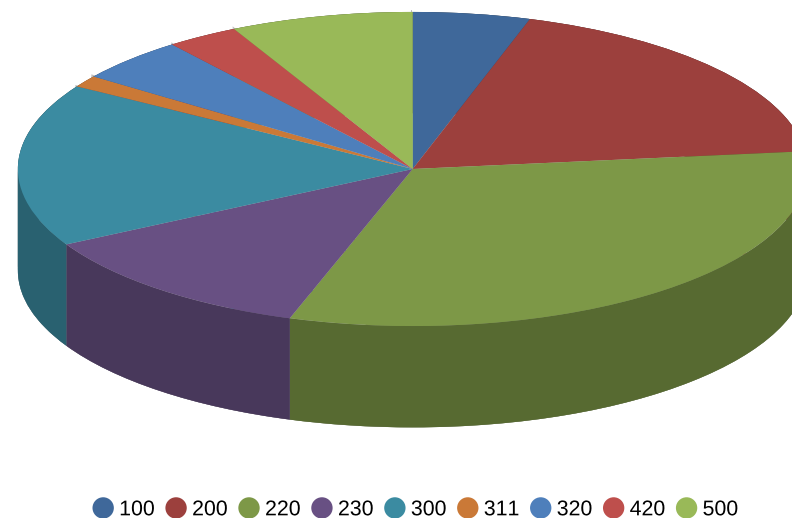
Last: 11/30/2019

As-of: 12/31/2019

1999 199999

Currency: USD

| Group | # Of | % Of | Fair Value |
|--------------------------|------|------|------------|
| 100 - GOVT TREASURIES | 3 | 04.8 | 1,511,656 |
| 200 - GOVT ABS/MBS | 12 | 18.4 | 5,796,298 |
| 220 - GOVT CMO/REMIC | 14 | 31.8 | 10,030,679 |
| 230 - GOVT AGENCIES | 8 | 12.0 | 3,778,553 |
| 300 - EXEMPT MUNICIPALS | 16 | 16.8 | 5,289,270 |
| 311 - EX MUNI LEASE/COP | 2 | 01.2 | 380,929 |
| 320 - TAXABLE MUNICIPALS | 7 | 04.5 | 1,430,533 |
| 420 - CORPORATE ISSUES | 1 | 03.0 | 931,791 |
| 500 - CERTIF OF DEPOSIT | 10 | 07.5 | 2,354,006 |
| | 73 | | 31,503,715 |



Holdings and Fair Value Report

SAMPLE PORTFOLIO
CITY, WI

InTrader (holdings)

Last: 11/30/2019

As-of: 12/31/2019

1999 199999

GRAND TOTALS

Currency: USD

| Grp Name #of | Original Face Par/Cur Face Principal Cost | Weighted Maturity | ***** TE/Aft Tax Purchase | ***** Weighted Yields Book/MTD | Book Value Fair Value | Unrealized Profit Unrealized Loss | Unrealized P/L Realized P/L |
|--------------------------------|--|-------------------|--|--------------------------------|--|-----------------------------------|-----------------------------|
| 100 GOVT TREASURIES 3 | 1,500,000.00 1,500,000.00 1,511,250.00 | 4.41 Yrs | 2.08722 1.64891 2.08667 | 2.08723 2.07169 | 1,510,906.13 1,511,656.09 | 749.96 .00 | 749.96 .00 |
| 200 GOVT ABS/MBS 12 | 38,800,000.00 5,663,316.23 5,848,064.24 | 2.56 Yrs | 2.55486 2.01834 1.74000 | 2.55486 2.42096 | 5,810,842.58 5,796,297.88 | 9,342.74 -23,887.44 | -14,544.70 .00 |
| 220 GOVT CMO/REMIC 14 | 24,939,153.00 9,919,182.67 10,051,748.47 | 3.36 Yrs | 2.49894 1.97416 2.30823 | 2.49884 2.44128 | 9,999,475.04 10,030,678.61 | 35,275.67 -4,072.10 | 31,203.57 .00 |
| 230 GOVT AGENCIES 8 | 5,450,000.00 3,742,825.19 3,750,662.35 | 4.09 Yrs | 2.65595 2.09820 2.48656 | 2.64776 1.75441 | 3,764,193.73 3,778,553.39 | 56,344.89 -41,985.23 | 14,359.66 .00 |
| 300 EXEMPT MUNICIPALS 16 | 5,270,000.00 5,270,000.00 5,132,988.05 | 7.15 Yrs | 3.15538 2.49275 2.42226 | 2.55746 2.55488 | 5,169,627.35 5,289,270.45 | 120,174.10 -531.00 | 119,643.10 .00 |
| 311 EX MUNI LEASE/COP 2 | 375,000.00 375,000.00 395,407.50 | 7.16 Yrs | 2.12780 1.68097 1.72533 | 1.72549 1.72918 | 382,409.47 380,928.75 | .00 -1,480.72 | -1,480.72 .00 |
| 320 TAXABLE MUNICIPALS 7 | 1,415,000.00 1,415,000.00 1,438,338.70 | 4.18 Yrs | 4.21533 3.33011 3.87587 | 4.21533 4.21681 | 1,416,902.79 1,430,533.15 | 14,028.36 -398.00 | 13,630.36 .00 |
| 420 CORPORATE ISSUES 1 | 900,000.00 900,000.00 908,910.00 | 3.92 Yrs | 3.40200 2.68758 1.72800 | 3.40200 3.40218 | 903,500.24 931,790.70 | 28,290.46 .00 | 28,290.46 .00 |
| 500 CERTIF OF DEPOSIT 10 | 2,321,000.00 2,321,000.00 2,319,162.50 | 3.07 Yrs | 2.34144 1.84973 2.34120 | 2.34119 2.33955 | 2,319,656.05 2,354,006.42 | 35,697.29 -1,346.92 | 34,350.37 .00 |
| Totals 73 | 80,970,153.00 31,106,324.09 31,356,531.81 | 4.07 Yrs | 2.70768 2.13907 2.28482 | 2.59986 2.44875 | 31,277,513.38 31,503,715.44 | 299,903.47 -73,701.41 | 226,202.06 .00 |

Holdings and Fair Value Report

SAMPLE PORTFOLIO
CITY, WI

InTrader (holdings)

Last: 11/30/2019

As-of: 12/31/2019

1999 199999

SUPPLEMENTAL TOTALS

Currency: USD

| Group | Name | Price Level | #of | Par | Book Value | Fair Value |
|-----------------------------------|--------------------|-------------|-----------|----------------------|----------------------|----------------------|
| 100 | GOVT TREASURIES | 2 | 1 | 500,000.00 | 503,469.04 | 504,219.00 |
| 100 | GOVT TREASURIES | 3 | 2 | 1,000,000.00 | 1,007,437.09 | 1,007,437.09 |
| 200 | GOVT ABS/MBS | 2 | 12 | 5,663,316.23 | 5,810,842.58 | 5,796,297.88 |
| 220 | GOVT CMO/REMIC | 2 | 14 | 9,919,182.67 | 9,999,475.04 | 10,030,678.61 |
| 230 | GOVT AGENCIES | 2 | 8 | 3,742,825.19 | 3,764,193.73 | 3,778,553.39 |
| 300 | EXEMPT MUNICIPALS | 2 | 16 | 5,270,000.00 | 5,169,627.35 | 5,289,270.45 |
| 311 | EX MUNI LEASE/COP | 2 | 2 | 375,000.00 | 382,409.47 | 380,928.75 |
| 320 | TAXABLE MUNICIPALS | 2 | 7 | 1,415,000.00 | 1,416,902.79 | 1,430,533.15 |
| 420 | CORPORATE ISSUES | 2 | 1 | 900,000.00 | 903,500.24 | 931,790.70 |
| 500 | CERTIF OF DEPOSIT | 2 | 10 | 2,321,000.00 | 2,319,656.05 | 2,354,006.42 |
| Totals | | 2 | 71 | 30,106,324.09 | 30,270,076.29 | 30,496,278.35 |
| Totals | | 3 | 2 | 1,000,000.00 | 1,007,437.09 | 1,007,437.09 |
| Supplemental Totals | | | | Par | Book Value | Fair Value |
| BANK QUALIFIED - 20% DISALLOWANCE | | | | 5,145,000.00 | 5,052,036.82 | 5,170,199.20 |
| NONDEDUCTIBLE - 100% DISALLOWANCE | | | | 500,000.00 | 500,000.00 | 500,000.00 |
| In-State Municipals | | | | 3,010,000.00 | 3,023,363.16 | 3,046,083.55 |
| Out-State Municipals | | | | 4,050,000.00 | 3,945,576.45 | 4,054,648.80 |

Holdings and Fair Value Report

SAMPLE PORTFOLIO
CITY, WI

InTrader (holdings)

Last: 11/30/2019

As-of: 12/31/2019

1999 199999

Currency: USD

**** FAIR VALUES ARE APPROXIMATE AND DO NOT CONSTITUTE ACTUAL BIDS ****

| Sec ID Grp Type | Reg Ticket Pool No | Description Rate(V/I) Call/Put--Code/Date/Price BE Yld OTTI | Maturity Est Mat | Original Face Par/Curr Face Principal Cost Curr Inten. Prev Inten. | Issue Dt Pur Date Pur Prce Trnfr Dt | Bk Yld MTD Yld TE Yld AT Yld | Sch Rst Qlfd Pur Yld | Day Dly St | Pldg S&P Loc Moody Tx-Cds Mrkt Lvl | Book Value Fair Value Fair Price | Unrealized P/L Pricing Date Pricing Source |
|-------------------------|--------------------------|---|---------------------|---|--|---------------------------------------|-------------------------------|------------------|--|--|--|
| 9128283V0 100 010 | E 198063341 | US TREASURY NOTE 2.500 01/31/2025 | | 500,000.00 500,000.00 505,000.00 | 01/31/18 12/11/19 101.0000 | 2.2926 2.2748 2.2926 | jj-g n na | 31 | BBW t t 3 | 504,947.63 504,947.63 100.989526 | .00 Book Value |
| 9128285S5 100 010 | E 198063340 | US TREASURY NOTE 2.500 12/31/2020 | | 500,000.00 500,000.00 503,750.00 | 12/31/18 12/02/19 100.7500 | 1.7949 1.7835 1.7949 | jd-g n na | 31 | BBW t t 2 | 503,469.04 504,219.00 100.843800 | 749.96 12/30/2019 ssnice |
| 912828V98 100 010 | E 198063342 | US TREASURY NOTE 2.250 02/15/2027 | | 500,000.00 500,000.00 502,500.00 | 02/15/17 12/20/19 100.5000 | 2.1742 2.1568 2.1742 | fa-g n na | 15 | BBW t t 3 | 502,489.46 502,489.46 100.497892 | .00 Book Value |
| 3128Q0FZ5 200 066 | E 198063345 J19184 | FREDDIE MAC POOL #J19184 1-4 FAMILY 2.500 05/01/2027 11/01/22 | | 4,000,000.00 1,045,373.40 1,059,740.89 | 05/01/12 12/27/19 101.3744 | 2.2965 2.2966 2.2965 | mo-b n na | 1 15 | BBW t t 2 | 1,059,720.93 1,059,740.89 101.374388 | 19.96 12/30/2019 ssnice |
| 31294MCU3 200 066 | E 160031234 E02783 | FREDDIE MAC GOLD POOL #E02783 1-4 FAMILY 4.000 09/01/2025 05/01/22 | | 2,150,000.00 107,950.40 114,865.70 | 09/01/10 07/17/12 106.4060 | 3.3944 2.7794 3.3944 | mo-b n na | 1 15 | BBW t t 2 | 111,316.29 112,648.41 104.352007 | 1,332.12 12/30/2019 ssnice |
| 3138EKZN8 200 063 | E 160034395 AL3448 | FANNIE MAE POOL #AL3448 ARM MONTHLY RESET 1-4 FAMILY 4.514 V 04/01/2038 07/01/24 | | 750,000.00 161,293.76 173,794.03 | 04/01/13 04/24/13 107.7500 | 4.0213 3.3156 4.0213 | mo-b mo01 n na | 1 25 | BBW t t 2 | 171,557.95 169,717.95 105.222888 | -1,840.00 12/30/2019 ssnice |
| 3138LABT5 200 064 | E 160052181 AM9049 | FANNIE MAE DUS POOL #AM9049 MULTI-FAMILY 3.050 06/01/2025 11/01/22 | | 1,125,000.00 1,043,385.18 1,108,270.70 | 06/01/15 11/08/17 106.2188 | 2.1582 2.0943 2.1582 | mo-c n na | 1 25 | FED t t 2 | 1,090,913.67 1,073,274.05 102.864606 | -17,639.62 12/30/2019 ssnice |
| 3138W9RK8 200 063 | E 160037654 AS0489 | FANNIE MAE POOL #AS0489 1-4 FAMILY 2.500 09/01/2028 01/01/23 | | 475,000.00 162,710.14 162,913.53 | 08/01/13 04/25/14 100.1250 | 2.4896 2.4699 2.4896 | mo-b n na | 1 25 | BBW t t 2 | 162,841.53 164,857.63 101.319823 | 2,016.10 12/30/2019 ssnice |
| 31418A6Z6 200 063 | E 198063343 MA1787 | FANNIE MAE POOL #MA1787 1-4 FAMILY 2.500 02/01/2024 10/01/21 | | 5,500,000.00 1,079,588.79 1,089,246.01 | 01/01/14 12/23/19 100.8945 | 2.2716 2.2718 2.2716 | mo-b n na | 1 25 | BBW t t 2 | 1,089,196.13 1,089,246.01 100.894528 | 49.88 12/31/2019 ssnice |



Holdings and Fair Value Report

SAMPLE PORTFOLIO
CITY, WI

InTrader (holdings)

Last: 11/30/2019

As-of: 12/31/2019

1999 199999

Currency: USD

| Sec ID | Reg | Description | Original Face | Issue Dt | Bk Yld | Sch | Day | Pldg S&P | Book Value | Unrealized P/L |
|-----------|-----------|--------------------------------|---------------|----------|-------------------------|----------|---------|----------------|--------------|----------------|
| Grp | Ticket | Rate/(VII) | Maturity | Est Mat | Par/Curr Face | Pur Date | MTD Yld | Loc Moody | Fair Value | Pricing Date |
| Type | Pool No | Call/Put--Code/Date/Price | BE Yld | OTTI | Principal Cost | Pur Prce | TE Yld | TxCds Mrkt Lvl | Fair Price | Pricing Source |
| | | | | | Curr Inten. Prev Inten. | Trnfr Dt | AT Yld | | | |
| 31418AXP8 | E | FANNIE MAE POOL #MA1585 | | | 1,500,000.00 | 08/01/13 | 1.9691 | mo-b 1 | 292,253.92 | -3,362.64 |
| 200 | 160035778 | 1-4 FAMILY | | | 291,935.16 | 08/16/13 | 1.9202 | 25 BBW | 288,891.28 | 12/30/2019 |
| 063 | MA1585 | 2.000 | 09/01/2023 | 07/01/21 | 292,756.23 | 100.2813 | 1.9691 | n na t t 2 | 98.957345 | ssnice |
| | | | | | | | 1.5556 | 1.54700 | | |
| 31418NYE4 | E | FANNIE MAE POOL #AD1608 | | | 8,800,000.00 | 02/01/10 | 3.1599 | mo-b 1 | 349,346.75 | 1,142.08 |
| 200 | 160043799 | 1-4 FAMILY | | | 336,103.59 | 04/18/16 | 1.9216 | 25 BBW | 350,488.83 | 12/30/2019 |
| 063 | AD1608 | 4.000 | 02/01/2025 | 11/01/21 | 357,740.26 | 106.4375 | 3.1599 | n na t t 2 | 104.280003 | ssnice |
| | | | | | | | 2.4964 | 1.33959 | | |
| 31419AYS0 | E | FANNIE MAE POOL #AE0720 | | | 10,000,000.00 | 12/01/10 | 2.8441 | mo-b 1 | 1,240,998.96 | 238.82 |
| 200 | 198063344 | 1-4 FAMILY | | | 1,197,712.10 | 12/18/19 | 2.8445 | 25 BBW | 1,241,237.78 | 12/30/2019 |
| 063 | AE0720 | 3.500 | 01/01/2026 | 06/01/22 | 1,241,237.78 | 103.6341 | 2.8441 | n NA t t 2 | 103.634069 | ssnice |
| | | | | | | | 2.2468 | 1.82622 | | |
| 36179MBC3 | E | GINNIE MAE POOL #MA0035 ARM | | | 500,000.00 | 04/01/12 | 3.5265 | mo-b 1 | 48,267.95 | -1,045.18 |
| 200 | 160031373 | ANNUAL RESET | | | 45,805.61 | 06/29/12 | 2.0486 | jl01 20 BBW | 47,222.77 | 12/30/2019 |
| 060 | MA0035 | 1-4 FAMILY | | | 48,747.25 | 106.4220 | 3.5266 | n na t t 2 | 103.093864 | ssnice |
| | | 3.875 V | 04/20/2042 | 06/01/22 | | | 2.7860 | 2.41978 | | |
| 36225EQ47 | E | GINNIE MAE II POOL #82274 ARM | | | 2,000,000.00 | 01/01/09 | 3.7480 | mo-b 1 | 108,831.94 | 940.96 |
| 200 | 160052182 | ANNUAL RESET | | | 105,861.54 | 11/01/17 | 3.6455 | ap01 20 BBW | 109,772.90 | 12/30/2019 |
| 061 | 082274 | MULTI FAMILY | | | 109,169.71 | 103.1250 | 3.7480 | n na t t 2 | 103.694792 | ssnice |
| | | 4.000 V | 01/20/2039 | 06/01/27 | | | 2.9609 | 0.32700 | | |
| 36241K4V7 | E | GINNIE MAE POOL #782636 | | | 2,000,000.00 | 04/01/09 | 4.0000 | mo-b 1 | 85,596.56 | 3,602.82 |
| 200 | 159002553 | 1-4 FAMILY | | | 85,596.56 | 01/14/11 | 4.0000 | 15 BBW | 89,199.38 | 12/30/2019 |
| 060 | 782636 | 4.000 | 04/15/2024 | 05/01/16 | 89,582.15 | 104.6562 | 4.0000 | n na t t 2 | 104.209070 | ssnice |
| | | | | | | | 3.1600 | 2.96243 | | |
| 3136A2EW9 | E | FANNIE MAE CMO SERIES 2011-113 | | | 700,000.00 | 10/25/11 | 2.0530 | mo-b 25 | 110,074.22 | 357.13 |
| 220 | 160037186 | CLASS FA MONTHLY RESET | | | 110,150.29 | 02/07/14 | 2.0210 | MO25 BBW | 110,431.35 | 12/30/2019 |
| 072 | | 1-4 FAMILY | | | 110,009.19 | 99.8719 | 2.0536 | n na t t 2 | 100.255160 | ssnice |
| | | 2.042 V | 11/25/2026 | 01/25/22 | | | 1.6224 | 0.44600 | | |
| 3136A87J3 | E | FANNIE MAE CMO SERIES 2012-M15 | | | 500,000.00 | 10/01/12 | 2.2580 | mo-b 1 | 152,322.75 | 515.39 |
| 220 | 160046356 | CLASS A MONTHLY RESET | | | 151,028.38 | 05/28/13 | 2.0954 | mo01 25 BBW | 152,838.14 | 12/31/2019 |
| 073 | | MULTI-FAMILY | | | 155,370.45 | 102.8750 | 2.2580 | n na t t 2 | 101.198290 | ssnice |
| | | 2.582 V | 10/25/2022 | 08/01/22 | | | 1.7838 | 2.39300 | | |
| 3136ARQ76 | E | FANNIE MAE ACES CMO 2016-M5 | | | 2,000,000.00 | 05/01/16 | 2.5200 | mo-c 1 | 274,007.03 | 187.55 |
| 220 | 160046357 | CLASS FA MONTHLY RESET | | | 273,617.00 | 05/31/16 | 2.2094 | mo01 25 BBW | 274,194.58 | 12/30/2019 |
| 073 | | MULTI-FAMILY | | | 274,429.30 | 100.2969 | 2.5200 | n na t t 2 | 100.211090 | ssnice |
| | | 2.566 V | 04/25/2023 | 03/01/23 | | | 1.9908 | 1.11000 | | |

Holdings and Fair Value Report

SAMPLE PORTFOLIO
CITY, WI

InTrader (holdings)

Last: 11/30/2019

As-of: 12/31/2019

1999 199999

Currency: USD

| Sec ID | Reg | Description | Original Face | Issue Dt | Bk Yld | Sch | Day | Pldg S&P | Book Value | Unrealized P/L |
|-----------|-----------|--------------------------------|-------------------------|----------|---------|---------|-----|----------------|--------------|----------------|
| Grp | Ticket | Rate/(VII) Maturity Est Mat | Par/Curr Face | Pur Date | MTD Yld | Rst | Dly | Loc Moody | Fair Value | Pricing Date |
| Type | Pool No | Call/Put--Code/Date/Price | Principal Cost | Pur Prce | TE Yld | Qlfd | St | TxCds Mrkt Lvl | Fair Price | Pricing Source |
| | | BE Yld OTTI | Curr Inten. Prev Inten. | Trnfr Dt | AT Yld | Pur Yld | | | | |
| 3136ATX33 | E | FANNIE MAE ACES CMO SERIES | 1,000,000.00 | 09/25/16 | 2.4056 | mo-c | 25 | | 945,495.25 | 4,914.50 |
| 220 | 159004261 | 2016-M10 CLASS FA MO RESET | 945,495.25 | 02/08/17 | 2.4218 | mo25 | | BBW | 950,409.75 | 12/30/2019 |
| 073 | | MULTI-FAMILY | 945,495.25 | 100.0000 | 2.4056 | n | na | t t 2 | 100.519780 | ssnice |
| | | 2.406 V 08/25/2028 01/25/28 | AFS | | 1.9004 | 1.39100 | | | | |
| 3137AME60 | E | FREDDIE MAC CMO SERIES K017 | 5,000,000.00 | 03/01/12 | 2.3924 | mo-b | 1 | | 4,704,686.20 | 17,041.71 |
| 220 | 160052186 | CLASS A2 | 4,662,748.80 | 10/25/17 | 2.3694 | | 25 | BBW | 4,721,727.91 | 12/31/2019 |
| 076 | | MULTI-FAMILY | 4,750,175.34 | 101.8750 | 2.3924 | n | na | t t 2 | 101.264900 | ssnice |
| | | 2.873 12/01/2021 10/01/21 | AFS | | 1.8900 | 2.38300 | | | | |
| 3137BYMP2 | E | FREDDIE MAC CMO SERIES KJ14 | 2,500,000.00 | 06/01/17 | 2.3140 | mo-b | 1 | | 628,769.97 | 8,388.58 |
| 220 | 164021598 | CLASS A1 | 631,522.78 | 11/20/17 | 2.3368 | | 25 | BBW | 637,158.55 | 12/30/2019 |
| 076 | | MULTI-FAMILY | 627,378.41 | 99.3437 | 2.3155 | n | na | t t 2 | 100.892410 | ssnice |
| | | 2.197 11/25/2023 10/01/22 | AFS | | 1.8293 | 2.33700 | | | | |
| 31394CGV8 | E | FANNIE MAE CMO SERIES 2005-13 | 4,289,153.00 | 02/25/05 | 2.1920 | mo-b | 25 | | 87,253.21 | -96.43 |
| 220 | 159000664 | CLASS FM MONTHLY RESET | 87,253.21 | 10/01/08 | 2.1386 | mo25 | | BBW | 87,156.78 | 12/30/2019 |
| 072 | | 1-4 FAMILY | 87,253.21 | 100.0000 | 2.1920 | n | na | t t 2 | 99.889480 | ssnice |
| | | 2.192 V 03/25/2035 03/25/24 | AFS | | 1.7317 | 3.60700 | | | | |
| 31394LMW9 | E | FREDDIE MAC CMO SERIES 2712 | 1,250,000.00 | 11/01/03 | 3.5923 | mo-b | 1 | | 82,600.63 | -485.65 |
| 220 | 160031370 | CLASS MB | 79,979.91 | 07/17/12 | 2.0441 | | 15 | BBW | 82,114.98 | 12/30/2019 |
| 075 | | 1-4 FAMILY | 86,727.82 | 108.4370 | 3.5923 | n | na | t t 2 | 102.669510 | ssnice |
| | | 4.500 11/15/2023 06/01/21 | AFS | | 2.8379 | 1.79000 | | | | |
| 38373VY46 | E | GINNIE MAE CMO SERIES 2002-77 | 1,000,000.00 | 11/16/02 | 2.1890 | mo-b | 16 | | 18,351.98 | -5.45 |
| 220 | 160029753 | CLASS FA MONTHLY RESET | 18,294.89 | 04/01/12 | 2.1296 | mo16 | | BBW | 18,346.53 | 12/30/2019 |
| 069 | | 1-4 FAMILY | 18,386.36 | 100.5000 | 2.1890 | n | NA | t t 2 | 100.282280 | ssnice |
| | | 2.220 V 11/16/2032 09/16/23 | AFS | | 1.7293 | 0.58800 | | | | |
| 38373VY46 | E | GINNIE MAE CMO SERIES 2002-77 | 1,000,000.00 | 11/16/02 | 2.1980 | mo-b | 16 | | 18,334.14 | 12.39 |
| 220 | 198051872 | CLASS FA MONTHLY RESET | 18,294.89 | 11/16/17 | 2.1710 | mo16 | | BBW | 18,346.53 | 12/30/2019 |
| 069 | | 1-4 FAMILY | 18,340.63 | 100.2500 | 2.1980 | n | NA | t t 2 | 100.282280 | ssnice |
| | | 2.220 V 11/16/2032 09/16/23 | AFS | | 1.7364 | 1.68800 | | | | |
| 38377YWD8 | E | GINNIE MAE CMO SERIES 2011-140 | 2,000,000.00 | 10/01/01 | 2.0000 | mo-b | 1 | | 344,481.58 | -913.84 |
| 220 | 209001907 | CLASS PC | 344,481.58 | 08/28/18 | 2.0000 | | 16 | FED | 343,567.74 | 12/30/2019 |
| 069 | | 1-4 FAMILY | 344,481.58 | 100.0000 | 2.0000 | n | na | t t 2 | 99.734720 | ssnice |
| | | 2.000 08/16/2039 05/01/21 | AFS | | 1.5800 | 1.92077 | | | | |
| 38378ER62 | E | GINNIE MAE CMO SERIES 2012-81 | 1,200,000.00 | 06/01/12 | 1.4458 | mo-b | 1 | | 138,725.95 | -2,570.73 |
| 220 | 160031374 | CLASS AB | 138,206.89 | 07/27/12 | 1.1144 | | 20 | BBW | 136,155.22 | 12/30/2019 |
| 069 | | 1-4 FAMILY | 139,200.60 | 100.7190 | 1.4458 | n | na | t t 2 | 98.515510 | ssnice |
| | | 1.500 04/20/2027 03/01/22 | AFS | | 1.1422 | 1.37149 | | | | |



Holdings and Fair Value Report

SAMPLE PORTFOLIO
CITY, WI

InTrader (holdings)

Last: 11/30/2019

As-of: 12/31/2019

1999 199999

Currency: USD

| Sec ID | Reg | Description | Original Face | Issue Dt | Bk Yld | Sch | Day | Pldg S&P | Book Value | Unrealized P/L |
|-----------|-----------|-------------------------------|----------------|----------|---------|---------|-----|----------------|--------------|----------------|
| Grp | Ticket | Rate/(V/I) | Par/Curr Face | Pur Date | MTD Yld | Rst | Dly | Loc Moody | Fair Value | Pricing Date |
| Type | Pool No | Call/Put--Code/Date/Price | Principal Cost | Pur Prce | TE Yld | Qlfd | St | TxCds Mrkt Lvl | Fair Price | Pricing Source |
| | | BE Yld | Curr Inten. | Trnfr Dt | AT Yld | Pur Yld | | | | |
| | | OTTI | | | | | | | | |
| 38381XVN3 | E | GINNIE MAE CMO SERIES 19-99 | 1,000,000.00 | 08/01/19 | 2.9254 | mo-b | 1 | | 997,748.85 | 1,543.37 |
| 220 | 198061575 | CLASS JC | 983,243.52 | 10/31/19 | 2.8422 | | 20 | BBW | 999,292.22 | 12/31/2019 |
| 069 | | 1-4 FAMILY | 997,800.13 | 101.4805 | 2.9254 | n | na | t t 2 | 101.632220 | ssnice |
| | | 3.000 08/01/2049 04/01/25 | | | | | | | | |
| | | | AFS | | 2.3111 | 2.81857 | | | | |
| 38381XVN3 | E | GINNIE MAE CMO SERIES 19-99 | 1,500,000.00 | 08/01/19 | 2.9254 | mo-b | 1 | | 1,496,623.28 | 2,315.05 |
| 220 | 198061576 | CLASS JC | 1,474,865.28 | 10/31/19 | 2.8422 | | 20 | BBW | 1,498,938.33 | 12/31/2019 |
| 069 | | 1-4 FAMILY | 1,496,700.20 | 101.4805 | 2.9254 | n | na | t t 2 | 101.632220 | ssnice |
| | | 3.000 08/01/2049 04/01/25 | | | | | | | | |
| | | | AFS | | 2.3111 | 2.81857 | | | | |
| 3133EGAH8 | E | FEDERAL FARM CREDIT BANK | 500,000.00 | 05/17/16 | 2.0334 | mn-b | 17 | AA+ | 496,732.76 | 1,554.74 |
| 230 | 160052190 | 1.550 05/17/2021 | 500,000.00 | 11/17/17 | 2.0314 | | | BBW | 498,287.50 | 12/30/2019 |
| 118 | | Contin c 01/06/20 100.000000 | 491,875.00 | 98.3750 | 2.0363 | n | na | t t 2 | 99.657500 | ssnice |
| | | | | | | | | | | |
| | | | AFS | | 1.6087 | 2.03300 | | | | |
| 3134G94U8 | E | FREDDIE MAC | 750,000.00 | 08/24/16 | 2.8951 | fa-b | 24 | AA+ | 709,671.98 | 29,711.77 |
| 230 | 160052192 | MEDIUM TERM NOTE | 750,000.00 | 11/24/17 | 2.8904 | | | BBW | 739,383.75 | 12/30/2019 |
| 127 | | 2.000 08/24/2026 | 698,437.50 | 93.1250 | 2.9141 | n | na | t t 2 | 98.584500 | ssnice |
| | | Recur c 02/24/20 100.000000 | | | | | | | | |
| | | | AFS | | 2.3021 | 2.89500 | | | | |
| 3136G1H28 | E | FANNIE MAE | 1,000,000.00 | 03/28/13 | 1.9884 | ms-b | 28 | 0039 AA+ | 997,887.39 | 2,214.61 |
| 230 | 160033762 | 1.700 09/28/2020 | 1,000,000.00 | 03/28/13 | 1.9872 | | | BBW | 1,000,102.00 | 12/30/2019 |
| 112 | | | 980,000.00 | 98.0000 | 1.9921 | n | na | t t 2 | 100.010200 | ssnice |
| | | | | | | | | | | |
| | | | AFS | | 1.5738 | 1.98800 | | | | |
| 3136G35N1 | E | FANNIE MAE | 500,000.00 | 09/21/16 | 2.9879 | ms-b | 21 | AA+ | 471,855.73 | 22,863.77 |
| 230 | 160052191 | 2.250 09/21/2028 | 500,000.00 | 11/20/17 | 2.9842 | | | BBW | 494,719.50 | 12/30/2019 |
| 112 | | Recur c 03/21/20 100.000000 | 466,062.50 | 93.2125 | 3.0070 | n | na | t t 2 | 98.943900 | ssnice |
| | | | | | | | | | | |
| | | | AFS | | 2.3755 | 2.98800 | | | | |
| 83162CTN3 | E | SMALL BUSINESS ADMINISTRATION | 1,200,000.00 | 09/15/10 | 2.7271 | ms-b | 1 | | 420,261.41 | -7,721.39 |
| 230 | 160052382 | SERIES 2010-20I CLASS 1 | 402,383.46 | 03/07/13 | 2.7291 | | | BBW | 412,540.02 | 12/30/2019 |
| 100 | | 3.210 09/01/2030 03/01/27 | 433,065.20 | 107.6250 | 2.7271 | n | na | t t 2 | 102.524100 | ssnice |
| | | | | | | | | | | |
| | | | AFS | | 2.1544 | 2.66200 | | | | |
| 83165ARA4 | E | SMALL BUSINESS ADMINISTRATION | 500,000.00 | 09/01/14 | 0.0000 | mo-b | 1 | | 225,718.58 | -14,545.04 |
| 230 | 198011705 | POOL #522081 | 196,813.91 | 01/29/15 | -2.3699 | mo01 | 55 | 03B | 211,173.54 | 12/30/2019 |
| 100 | 522081 | MONTHLY RESET | 227,074.05 | 115.3750 | 0.0000 | n | na | t t 2 | 107.296046 | ssnice |
| | | 5.250 V 09/25/2039 10/01/22 | | | | | | | | |
| | | | AFS | | 0.0000 | 2.65200 | | | | |
| 83165ARA4 | E | SMALL BUSINESS ADMINISTRATION | 500,000.00 | 09/01/14 | 4.1190 | mo-b | 1 | | 221,032.94 | -9,859.40 |
| 230 | 198011706 | POOL #522081 | 196,813.91 | 01/29/15 | -1.8495 | mo01 | 55 | 03B | 211,173.54 | 12/30/2019 |
| 100 | 522081 | MONTHLY RESET | 227,074.05 | 115.3750 | 4.1190 | n | na | t t 2 | 107.296046 | ssnice |
| | | 5.250 V 09/25/2039 10/01/22 | | | | | | | | |
| | | | AFS | | 3.2540 | 2.65200 | | | | |



Holdings and Fair Value Report

SAMPLE PORTFOLIO
CITY, WI

InTrader (holdings)

Last: 11/30/2019

As-of: 12/31/2019

1999 199999

Currency: USD

| Sec ID | Reg | Description | Original Face | Issue Dt | Bk Yld | Sch | Day | Pldg S&P | Book Value | Unrealized P/L |
|-----------|-----------|--|---|------------------------------------|---------|---------|-----|----------------|------------|----------------|
| Grp | Ticket | Rate(V/I) Maturity Est Mat | Par/Curr Face | Pur Date | MTD Yld | Rst | Dly | Loc Moody | Fair Value | Pricing Date |
| Type | Pool No | Call/Put--Code/Date/Price BE Yld OTTI | Principal Cost Curr Inten. Prev Inten. | Pur Prce TE Yld Trnfr Dt AT Yld | TE Yld | Qlfd | St | TxCds Mrkt Lvl | Fair Price | Pricing Source |
| 83165ARA4 | E | SMALL BUSINESS ADMINISTRATION | 500,000.00 | 09/01/14 | 4.1190 | mo-b | 1 | | 221,032.94 | -9,859.40 |
| 230 | 198011707 | POOL #522081 | 196,813.91 | 01/29/15 | -1.8495 | mo01 | 55 | 03B | 211,173.54 | 12/30/2019 |
| 100 | 522081 | MONTHLY RESET 5.250 V 09/25/2039 10/01/22 | 227,074.05 | 115.3750 | 4.1190 | n | na | t t 2 | 107.296046 | ssnice |
| | | | AFS | | 3.2540 | 2.65200 | | | | |
| 003392HY6 | E | ABILENE KANSAS | 100,000.00 | 04/28/10 | 1.8922 | ms-b | 1 | NR | 101,587.69 | 519.31 |
| 300 | 160045147 | GENERAL OBLIGATION BOND | 100,000.00 | 08/01/16 | 1.9012 | | | BBW NR | 102,107.00 | 12/30/2019 |
| 200 | | SERIES A 4.300 09/01/2027 | 109,419.00 | 109.4190 | 2.3388 | y | KS | e e 005 2 | 102.107000 | ssnice |
| | | Called x 09/01/20 100.000000 | AFS | | 1.8476 | 1.89200 | | | | |
| 022029KT8 | E | CITY OF ALTOONA WISCONSIN | 500,000.00 | 09/15/16 | 1.5430 | jd-b | 1 | AA- | 502,941.26 | 2,998.74 |
| 300 | 160052195 | GENERAL OBLIGATION | 500,000.00 | 11/17/17 | 1.5436 | | | BBW NR | 505,940.00 | 12/30/2019 |
| 200 | | PROMISSORY NOTE SERIES 2016A 1.750 12/01/2022 | 505,000.00 | 101.0000 | 1.8968 | y | WI | e t 003 2 | 101.188000 | ssnice |
| | | | AFS | | 1.4984 | 1.54300 | | | | |
| 045141TQ1 | E | ASHWAUBENON WISCONSIN | 840,000.00 | 06/01/16 | 1.3087 | jd-b | 1 | NR | 848,124.72 | 1,535.28 |
| 300 | 160052194 | GENERAL OBLIGATION | 840,000.00 | 11/22/17 | 1.3105 | | | BBW Aa2 | 849,660.00 | 12/30/2019 |
| 200 | | PROMISSORY NOTE 2.000 06/01/2021 | 859,941.60 | 102.3740 | 1.6002 | y | WI | e t 003 2 | 101.150000 | ssnice |
| | | | AFS | | 1.2642 | 1.30900 | | | | |
| 049721DT7 | E | ATTALLA ALABAMA | 500,000.00 | 08/15/14 | 3.7550 | ms-b | 1 | AA | 499,657.27 | 20,427.73 |
| 300 | 160044193 | REVENUE WATER BOARD | 500,000.00 | 08/29/14 | 3.7549 | | | BBW NR | 520,085.00 | 12/30/2019 |
| 204 | | BOND 3.750 09/01/2039 | 499,600.00 | 99.9200 | 4.6962 | y | AL | e t 003 2 | 104.017000 | ssnice |
| | | Contin c 09/01/23 100.000000 | AFS | | 3.7100 | 3.75500 | | | | |
| 12946RBB7 | E | CALEDONIA WISCONSIN REVENUE | 110,000.00 | 07/21/16 | 2.0131 | mn-b | 1 | NR | 109,940.37 | 2,578.63 |
| 300 | 160052198 | WATER & SEWER SYSTEM BOND | 110,000.00 | 11/20/17 | 2.0132 | | | BBW A1 | 112,519.00 | 12/30/2019 |
| 204 | | SERIES D 2.000 05/01/2024 | 109,913.10 | 99.9210 | 2.4888 | y | WI | e t 009 2 | 102.290000 | ssnice |
| | | | HTM | | 1.9662 | 2.01300 | | | | |
| 2131838N9 | E | COOK COUNTY ILLINOIS | 500,000.00 | 02/22/06 | 4.6250 | mn-b | 15 | NR | 500,000.00 | .00 |
| 300 | 160028663 | GENERAL OBLIGATION SERIES A | 500,000.00 | 02/21/12 | 4.6250 | | | BBW A1 | 500,000.00 | 12/30/2019 |
| 200 | | REFUNDING BOND - NON BQ 4.625 11/15/2028 | 527,975.00 | 105.5950 | 5.5727 | n | IL | e t 003 2 | 100.000000 | ssnice |
| | | Contin c 01/30/20 100.000000 | AFS | | 4.4024 | 3.20000 | | | | |
| 223223CR7 | E | COVINGTON INDIANA | 300,000.00 | 06/13/12 | 2.5530 | jj-b | 15 | AA+ | 300,574.76 | 5,497.24 |
| 300 | 160033772 | REVENUE MULTI SCHOOL | 300,000.00 | 03/15/13 | 2.5535 | | | BBW NR | 306,072.00 | 12/30/2019 |
| 204 | | BUILDING REFUNDING BOND 2.650 07/15/2024 | 302,289.00 | 100.7630 | 3.1753 | y | IN | e e 009 2 | 102.024000 | ssnice |
| | | Contin c 01/15/22 100.000000 | AFS | | 2.5085 | 2.55300 | | | | |

Holdings and Fair Value Report

SAMPLE PORTFOLIO
CITY, WI

InTrader (holdings)

Last: 11/30/2019

As-of: 12/31/2019

1999 199999

Currency: USD

| Sec ID | Reg | Description | Original Face | Issue Dt | Bk Yld | Sch | Day | Pldg S&P | Book Value | Unrealized P/L |
|-----------|-----------|-------------------------------|-------------------------|----------|---------|---------|-----|----------------|------------|----------------|
| Grp | Ticket | Rate(VII) Maturity Est Mat | Par/Curr Face | Pur Date | MTD Yld | Rst | Dly | Loc Moody | Fair Value | Pricing Date |
| Type | Pool No | Call/Put--Code/Date/Price | Principal Cost | Pur Prce | TE Yld | Qlfd | St | TxCds Mrkt Lvl | Fair Price | Pricing Source |
| | | BE Yld OTTI | Curr Inten. Prev Inten. | Trnfr Dt | AT Yld | Pur Yld | | | | |
| 590230RM2 | E | CITY OF MERRILL WISCONSIN | 200,000.00 | 10/11/16 | 1.3500 | ao-b | 1 | A- | 200,000.00 | -492.00 |
| 300 | 160052196 | GENERAL OBLIGATION BOND | 200,000.00 | 11/15/17 | 1.3500 | | | BBW NR | 199,508.00 | 12/30/2019 |
| 200 | | SERIES 2016B | 200,000.00 | 100.0000 | 1.6525 | y | WI | e t 005 2 | 99.754000 | ssnice |
| | | 1.350 10/01/2023 | | | 1.3055 | | | | | |
| | | | | | | 1.35000 | | | | |
| 625056AD8 | E | TOWN OF MUKWONAGO WI | 300,000.00 | 02/10/16 | 1.1500 | fa-b | 1 | NR | 300,000.00 | -39.00 |
| 300 | 160052193 | GENERAL OBLIGATION | 300,000.00 | 11/30/17 | 1.1500 | | | BBW NR | 299,961.00 | 12/30/2019 |
| 200 | | PROMISSORY NOTE SERIES 2016A | 300,000.00 | 100.0000 | 1.3993 | y | WI | e t 007 2 | 99.987000 | ssnice |
| | | 1.150 02/01/2020 | | | 1.1055 | | | | | |
| | | | | | | 1.15000 | | | | |
| 646720LA8 | E | NEW LONDON WISCONSIN REVENUE | 495,000.00 | 06/27/19 | 2.8322 | jd-b | 1 | AA | 500,852.57 | 9,551.83 |
| 300 | 160058527 | SEWERAGE WATER & ELECTRIC | 495,000.00 | 06/27/19 | 2.8330 | | | BBW A2 | 510,404.40 | 12/30/2019 |
| 204 | | SYSTEM BOND SERIES A | 501,187.50 | 101.2500 | 3.5288 | y | WI | e t 009 2 | 103.112000 | ssnice |
| | | 3.000 12/01/2037 | | | 2.7877 | | | | | |
| | | | | | | 2.83200 | | | | |
| | | Contin c 12/01/27 100.000000 | | | | | | | | |
| 822516L57 | E | SHELDON TEXAS ZERO COUPON | 470,000.00 | 12/01/11 | 3.5000 | di-b | 15 | NR | 354,570.36 | 53,713.94 |
| 300 | 160038212 | GENERAL OBLIGATION SCHOOL | 470,000.00 | 12/08/11 | 3.4648 | | | BBW Aaa | 408,284.30 | 12/30/2019 |
| 202 | | DISTRICT REFUNDING BOND | 268,031.60 | 57.0280 | 4.3740 | y | TX | e t 001 2 | 86.869000 | ssnice |
| | | 3.500 02/15/2028 | | | 3.4555 | | | | | |
| | | | | | | 3.50000 | | | | |
| 866398FG0 | E | SUMNER COUNTY KANSAS | 250,000.00 | 09/01/11 | 3.2500 | ms-b | 1 | A | 250,000.00 | 7,980.00 |
| 300 | 160045145 | GENERAL OBLIGATION SCHOOL | 250,000.00 | 08/01/16 | 3.2500 | | | BBW NR | 257,980.00 | 12/30/2019 |
| 200 | | DISTRICT REFUNDING BOND | 250,000.00 | 100.0000 | 4.0576 | y | KS | e e 005 2 | 103.192000 | ssnice |
| | | 3.250 09/01/2025 | | | 3.2055 | | | | | |
| | | | | | | 3.25000 | | | | |
| | | Contin c 09/01/21 100.000000 | | | | | | | | |
| 869265YJ1 | E | SUSSEX COUNTY NEW JERSEY | 150,000.00 | 06/30/15 | 2.0000 | ms-b | 15 | AA+ | 150,000.00 | 4,480.50 |
| 300 | 160052207 | GENERAL OBLIGATION COLLEGE | 150,000.00 | 11/17/17 | 2.0000 | | | BBW NR | 154,480.50 | 12/30/2019 |
| 200 | | BOND | 150,000.00 | 100.0000 | 2.4753 | y | NJ | e e 003 2 | 102.987000 | ssnice |
| | | 2.000 03/15/2023 | | | 1.9555 | | | | | |
| | | | | | | 2.00000 | | | | |
| 94243TAZ9 | e | WATHENA KANSAS | 100,000.00 | 10/18/12 | 4.0000 | mn-b | 1 | NR | 100,000.00 | 72.00 |
| 300 | 160045152 | ELECTRIC UTILITY REVENUE BOND | 100,000.00 | 08/01/16 | 4.0001 | | | BBW NR | 100,072.00 | 12/30/2019 |
| 204 | | | 100,000.00 | 100.0000 | 5.0069 | y | KS | e e 009 2 | 100.072000 | ssnice |
| | | 4.000 05/01/2033 | | | 3.9555 | | | | | |
| | | | | | | 3.99800 | | | | |
| | | Contin c 01/30/20 100.000000 | | | | | | | | |
| 949544MQ0 | E | WELLINGTON KANSAS | 155,000.00 | 08/01/13 | 3.2160 | ms-b | 1 | A+ | 154,872.16 | 4,925.09 |
| 300 | 160045146 | GENERAL OBLIGATION BOND | 155,000.00 | 08/15/16 | 3.2159 | | | BBW NR | 159,797.25 | 12/30/2019 |
| 200 | | | 154,806.25 | 99.8750 | 4.0114 | y | KS | e e 005 2 | 103.095000 | ssnice |
| | | 3.200 09/01/2025 | | | 3.1690 | | | | | |
| | | | | | | 3.21600 | | | | |
| | | Contin c 09/01/21 100.000000 | | | | | | | | |

Holdings and Fair Value Report

SAMPLE PORTFOLIO
CITY, WI

InTrader (holdings)

Last: 11/30/2019

As-of: 12/31/2019

1999 199999

Currency: USD

| Sec ID | Reg | Description | Original Face | Issue Dt | Bk Yld | Sch | Day | Pldg S&P | Book Value | Unrealized P/L |
|-----------|-----------|------------------------------|-------------------------|----------|---------|---------|-----|----------------|------------|----------------|
| Grp | Ticket | Rate(VII) Maturity Est Mat | Par/Curr Face | Pur Date | MTD Yld | Rst | Dly | Loc Moody | Fair Value | Pricing Date |
| Type | Pool No | Call/Put--Code/Date/Price | Principal Cost | Pur Prce | TE Yld | Qlfd | St | TxCds Mrkt Lvl | Fair Price | Pricing Source |
| | | BE Yld OTTI | Curr Inten. Prev Inten. | Trnfr Dt | AT Yld | Pur Yld | | | | |
| 976622JE1 | E | WISCONSIN DELLS WISCONSIN | 300,000.00 | 08/15/16 | 1.8920 | ms-b | 1 | NR | 296,506.19 | 5,893.81 |
| 300 | 160052197 | GENERAL OBLIGATION REFUNDING | 300,000.00 | 11/15/17 | 1.8909 | | | BBW NR | 302,400.00 | 12/30/2019 |
| 200 | | BOND | 294,825.00 | 98.2750 | 2.2688 | y | WI | e t 007 2 | 100.800000 | ssnice |
| | | 1.600 03/01/2024 | AFS | | 1.7924 | 1.89200 | | | | |
| 069467GR3 | E | BARTON COUNTY KANSAS | 250,000.00 | 05/16/13 | 1.8032 | fa-b | 1 | A+ | 256,091.03 | -1,216.03 |
| 311 | 160045149 | CERTIFICATE OF PARTICIPATION | 250,000.00 | 07/15/16 | 1.8074 | | | BBW NR | 254,875.00 | 12/30/2019 |
| 217 | | CMNTY COLLEGE REFUNDING | 265,720.00 | 106.2880 | 2.2261 | y | KS | e e 2 | 101.950000 | ssnice |
| | | 3.000 02/01/2028 | HTM | | 1.7586 | 1.80300 | | | | |
| | | Contin c 02/01/22 100.000000 | | | | | | | | |
| 256317DW5 | E | DODGE CITY KANSAS | 125,000.00 | 06/15/13 | 1.5701 | ao-b | 15 | A+ | 126,318.44 | -264.69 |
| 311 | 160045148 | CERTIFICATE OF PARTICIPATION | 125,000.00 | 08/01/16 | 1.5728 | | | BBW NR | 126,053.75 | 12/30/2019 |
| 217 | | COMMUNITY COLLEGE | 129,687.50 | 103.7500 | 1.9312 | y | KS | e e 2 | 100.843000 | ssnice |
| | | 2.400 04/15/2025 | AFS | | 1.5256 | 1.57000 | | | | |
| | | Contin c 04/15/21 100.000000 | | | | | | | | |
| 121709UL1 | E | BURLINGTON IOWA TAXABLE | 100,000.00 | 05/22/13 | 1.9500 | jd-b | 1 | NR | 100,000.00 | -132.00 |
| 320 | 160045154 | GENERAL OBLIGATION CORP | 100,000.00 | 08/15/16 | 1.9500 | | | BBW A2 | 99,868.00 | 12/30/2019 |
| 218 | | PURPOSE BOND SERIES A | 100,907.00 | 100.9070 | 1.9500 | n | IA | t t 017 2 | 99.868000 | ssnice |
| | | 1.950 06/01/2020 | HTM | | 1.5405 | 1.61600 | | | | |
| | | Contin c 01/30/20 100.000000 | | | | | | | | |
| 121709UM9 | E | BURLINGTON IOWA TAXABLE | 200,000.00 | 05/22/13 | 2.1500 | jd-b | 1 | NR | 200,000.00 | -266.00 |
| 320 | 160045155 | GENERAL OBLIGATION CORP | 200,000.00 | 08/15/16 | 2.1500 | | | BBW A2 | 199,734.00 | 12/30/2019 |
| 218 | | PURPOSE BOND SERIES A | 202,052.00 | 101.0260 | 2.1500 | n | IA | t t 017 2 | 99.867000 | ssnice |
| | | 2.150 06/01/2021 | HTM | | 1.6985 | 1.77200 | | | | |
| | | Contin c 01/30/20 100.000000 | | | | | | | | |
| 472904P21 | E | JEFFERSON COUNTY KENTUCKY | 400,000.00 | 11/01/10 | 4.5363 | mn-b | 1 | AA- | 401,904.74 | 8,179.26 |
| 320 | 160045159 | TAXABLE REVENUE SCHOOL | 400,000.00 | 08/03/16 | 4.5415 | | | BBW Aa3 | 410,084.00 | 12/30/2019 |
| 222 | | DISTRICT BOND | 409,000.00 | 102.2500 | 4.5363 | n | KY | t e 021 2 | 102.521000 | ssnice |
| | | 5.125 11/01/2029 | AFS | | 3.5836 | 4.53400 | | | | |
| | | Contin c 11/01/20 100.000000 | | | | | | | | |
| 478718D71 | E | JOHNSON COUNTY KANSAS | 250,000.00 | 07/01/10 | 4.5000 | ms-b | 1 | AA | 250,000.00 | 4,740.00 |
| 320 | 160045151 | TAXABLE GENERAL OBLIGATION | 250,000.00 | 07/01/16 | 4.5000 | | | BBW Aa2 | 254,740.00 | 12/30/2019 |
| 218 | | SCHOOL BUILD AMERICA BOND | 250,000.00 | 100.0000 | 4.5000 | n | KS | t e 015 2 | 101.896000 | ssnice |
| | | 4.500 09/01/2021 | AFS | | 3.5550 | 4.49900 | | | | |
| | | Contin c 09/01/20 100.000000 | | | | | | | | |



Holdings and Fair Value Report

SAMPLE PORTFOLIO
CITY, WI

InTrader (holdings)

Last: 11/30/2019

As-of: 12/31/2019

1999 199999

Currency: USD

| Sec ID | Reg | Description | Original Face | Issue Dt | Bk Yld | Sch | Day | Pldg S&P | Book Value | Unrealized P/L |
|-----------|-----------|--------------------------------|----------------|----------|---------|---------|-----|----------------|------------|----------------|
| Grp | Ticket | Rate/(V/I) | Par/Curr Face | Pur Date | MTD Yld | Rst | Dly | Loc Moody | Fair Value | Pricing Date |
| Type | Pool No | Call/Put--Code/Date/Price | Principal Cost | Pur Prce | TE Yld | Qlfd | St | TxCds Mrkt Lvl | Fair Price | Pricing Source |
| | | BE Yld | Curr Inten. | Trnfr Dt | AT Yld | Pur Yld | | | | |
| 563039AJ5 | E | MANHATTAN KANSAS TAXABLE | 200,000.00 | 12/01/09 | 5.4820 | jd-b | 1 | A- | 200,000.00 | 416.00 |
| 320 | 160045150 | SALES TAX REVENUE DOWNTOWN | 200,000.00 | 08/15/16 | 5.4820 | | | BBW NR | 200,416.00 | 12/30/2019 |
| 222 | | DEVELOPMENT BOND | 211,382.00 | 105.6910 | 5.4820 | n | KS | t e 021 2 | 100.208000 | ssnice |
| | | 5.482 12/01/2020 | AFS | | 4.3308 | 3.63200 | | | | |
| | | Contin c 01/30/20 100.000000 | | | | | | | | |
| 675634JS9 | E | OCONOMOWOC WISCONSIN | 150,000.00 | 07/01/09 | 5.6250 | ao-b | 1 | 0039 NR | 150,000.00 | .00 |
| 320 | 160020842 | TAXABLE GENERAL OBLIGATION | 150,000.00 | 02/15/11 | 5.6250 | | | BBW Aa2 | 150,000.00 | 12/30/2019 |
| 218 | | BUILD AMERICA BOND | 150,000.00 | 100.0000 | 5.6250 | n | WI | t t 015 2 | 100.000000 | ssnice |
| | | 5.625 04/01/2022 | AFS | | 4.4438 | 5.62400 | | | | |
| | | Contin c 01/30/20 100.000000 | | | | | | | | |
| 980694CG6 | E | VILLAGE OF WOODVILLE WI | 115,000.00 | 12/27/11 | 4.0003 | ms-b | 1 | NR | 114,998.05 | 693.10 |
| 320 | 160055743 | TAXABLE GENERAL OBLIGATION | 115,000.00 | 09/19/18 | 4.0002 | | | 03B NR | 115,691.15 | 12/30/2019 |
| 218 | | REFUNDING BOND SERIES 2011A | 114,997.70 | 99.9980 | 4.0003 | n | WI | t t 019 2 | 100.601000 | ssnice |
| | | 4.000 03/01/2026 | AFS | | 3.1603 | 4.00000 | | | | |
| | | Contin c 03/01/21 100.000000 | | | | | | | | |
| 38141EB81 | E | GOLDMAN SACHS GROUP INC | 900,000.00 | 11/29/13 | 3.4020 | fq-c | 29 | BBB+ | 903,500.24 | 28,290.46 |
| 420 | 160039058 | CORPORATE MEDIUM TERM NOTE | 900,000.00 | 12/16/13 | 3.4022 | fq29 | | BBW Baa1 | 931,790.70 | 12/30/2019 |
| 326 | | QUARTERLY RESET | 908,910.00 | 100.9900 | 3.4020 | n | na | t t 2 | 103.532300 | ssnice |
| | | 3.514 V 11/29/2023 | AFS | | 2.6876 | 1.72800 | | | | |
| 02589AAT9 | E | AMERICAN EXPRESS NATIONAL BANK | 245,000.00 | 07/10/18 | 3.3000 | jj-h | 10 | | 245,000.00 | 12,272.30 |
| 500 | 160054570 | CERTIFICATE OF DEPOSIT | 245,000.00 | 07/10/18 | 3.3000 | | | ISS | 257,272.30 | 12/30/2019 |
| 403 | | 3.300 07/10/2023 | AFS | 100.0000 | 3.3000 | n | na | t t 2 | 105.009100 | ssnice |
| | | | | | 2.6070 | 3.30000 | | | | |
| 061785CM1 | E | BANK OF DEERFIELD | 250,000.00 | 09/30/14 | 2.2000 | mo-h | 30 | | 250,000.00 | 1,022.75 |
| 500 | 160038205 | CERTIFICATE OF DEPOSIT | 250,000.00 | 09/30/14 | 2.2000 | | | ISS | 251,022.75 | 12/30/2019 |
| 403 | | 2.200 09/30/2020 | AFS | 100.0000 | 2.2000 | n | na | t t 2 | 100.409100 | ssnice |
| | | | HTM | | 1.7380 | 2.20000 | | | | |
| 254673SJ6 | E | DISCOVER BANK | 245,000.00 | 08/01/18 | 3.5149 | fa-h | 1 | | 243,656.05 | 14,236.10 |
| 500 | 164023832 | CERTIFICATE OF DEPOSIT | 245,000.00 | 08/01/18 | 3.4994 | | | 91B | 257,892.15 | 12/30/2019 |
| 403 | | 3.350 08/01/2023 | AFS | 99.2500 | 3.5172 | n | na | t t 2 | 105.262100 | ssnice |
| | | | HTM | | 2.7786 | 3.51500 | | | | |
| 38148PBG1 | E | GOLDMAN SACHS BANK | 100,000.00 | 02/24/16 | 1.9000 | fa-h | 24 | NR | 100,000.00 | 885.10 |
| 500 | 198030054 | CERTIFICATE OF DEPOSIT | 100,000.00 | 01/31/17 | 1.9000 | | | BBW NR | 100,885.10 | 12/30/2019 |
| 403 | | 1.900 02/24/2022 | AFS | 100.0000 | 1.9000 | n | na | t t 2 | 100.885100 | ssnice |
| | | | | | 1.5010 | 1.90000 | | | | |



Holdings and Fair Value Report

SAMPLE PORTFOLIO
CITY, WI

InTrader (holdings)

Last: 11/30/2019

As-of: 12/31/2019

1999 199999

Currency: USD

| Sec ID | Reg | Description | Original Face | Issue Dt | Bk Yld | Sch | Day | Pldg S&P | Book Value | Unrealized P/L |
|-----------|-----------|-----------------------------|---------------|----------|-------------------------|----------|---------|----------------|------------|----------------|
| Grp | Ticket | Rate(V/I) | Maturity | Est Mat | Par/Curr Face | Pur Date | MTD Yld | Loc Moody | Fair Value | Pricing Date |
| Type | Pool No | Call/Put--Code/Date/Price | BE Yld | OTTI | Principal Cost | Pur Prce | TE Yld | TxCds Mrkt Lvl | Fair Price | Pricing Source |
| | | | | | Curr Inten. Prev Inten. | Trnfr Dt | AT Yld | | | |
| 38148PGM3 | E | GOLDMAN SACHS BANK USA | | | 249,000.00 | 08/03/16 | 1.9000 | | 249,000.00 | -283.36 |
| 500 | 198048644 | CERTIFICATE OF DEPOSIT | | | 249,000.00 | 12/01/17 | 1.9000 | BBW | 248,716.64 | 12/30/2019 |
| 403 | | 1.900 | 08/03/2023 | | 249,000.00 | 100.0000 | 1.9000 | n na t t 2 | 99.886200 | ssnice |
| | | | | AFS | | | 1.5010 | | | |
| 48128LCK3 | E | JP MORGAN CHASE BANK NA | | | 248,000.00 | 10/16/19 | 3.0000 | | 248,000.00 | 1,003.16 |
| 500 | 160059711 | CERTIFICATE DEPOSIT | | | 248,000.00 | 10/16/19 | 3.0000 | ISS | 249,003.16 | 12/30/2019 |
| 399 | | FIXED TO FLOAT | | | 248,000.00 | 100.0000 | 3.0000 | n na t t 2 | 100.404500 | ssnice |
| | | 3.000 V | 10/16/2027 | | | | 2.3700 | 3.00000 | | |
| | | Recur c 04/16/20 100.000000 | | | | | | | | |
| 58733ACY3 | E | MERCANTIL COMMERCE BANK | | | 245,000.00 | 06/24/16 | 1.6500 | | 245,000.00 | -325.36 |
| 500 | 160045002 | CERTIFICATE OF DEPOSIT | | | 245,000.00 | 06/28/16 | 1.6500 | ISS | 244,674.64 | 12/30/2019 |
| 403 | | 1.650 | 06/24/2021 | | 245,000.00 | 100.0000 | 1.6500 | n na t t 2 | 99.867200 | ssnice |
| | | | | HTM | | | 1.3035 | | | |
| 87165ELR6 | E | SYNCHRONY BANK | | | 245,000.00 | 02/17/17 | 2.5000 | | 245,000.00 | 6,277.88 |
| 500 | 198030555 | CERTIFICATE OF DEPOSIT | | | 245,000.00 | 03/03/17 | 2.5000 | BBW | 251,277.88 | 12/30/2019 |
| 403 | | 2.500 | 02/20/2024 | | 245,000.00 | 100.0000 | 2.5000 | n na t t 2 | 102.562400 | ssnice |
| | | | | AFS | | | 1.9750 | 2.50000 | | |
| 9497486H5 | E | WELLS FARGO BANK NA | | | 249,000.00 | 06/30/16 | 1.6000 | | 249,000.00 | -336.65 |
| 500 | 198048643 | CERTIFICATE OF DEPOSIT | | | 249,000.00 | 12/01/17 | 1.6000 | BBW | 248,663.35 | 12/30/2019 |
| 403 | | 1.600 | 06/30/2021 | | 249,000.00 | 100.0000 | 1.6000 | n na t t 2 | 99.864800 | ssnice |
| | | | | AFS | | | 1.2640 | 1.60000 | | |
| 949763AM8 | E | WELLS FARGO BANK NA | | | 245,000.00 | 08/31/16 | 1.6000 | | 245,000.00 | -401.55 |
| 500 | 159004238 | CERTIFICATE OF DEPOSIT | | | 245,000.00 | 08/31/16 | 1.6000 | BBW | 244,598.45 | 12/30/2019 |
| 403 | | 1.600 | 08/31/2021 | | 245,000.00 | 100.0000 | 1.6000 | n na t t 2 | 99.836100 | ssnice |
| | | | | AFS | | | 1.2640 | 1.60000 | | |



Security Inventory Report

SAMPLE PORTFOLIO
CITY, WI

InTrader (secinvtr)

Last: 11/30/2019

As-of: 12/31/2019

1999 199999

| Grp | Cusip/Sec | Ticket | Pur Date | Par/Curr Face | Description | Moody | Maturity | Dura | Rate(V) | Book Value |
|------------------------|---------------------|-----------|----------|---------------------|-------------------------------|-------|----------|--------------|--------------|---------------------|
| Tax | Reg | Type | Issue Dt | Principal Cost | Description 2 | S&P | Est Mat | Conv | Bk Yld | Fair Value |
| Intent | Call/Put---Cd/Dt/Pr | Pldg Loc | | Original Face | Description 3 | Qlfd | | WAL | TEY/BEY | Unrealized P/L |
| 100 | 9128285S5 | 198063340 | 12/02/19 | 500,000.00 | US TREASURY NOTE | | 12/31/20 | 1.480 | 2.500 | 503,469.04 |
| t t | E 010 | BBW | 12/31/18 | 503,750.00 | | | | 0.000 | 1.795 | 504,219.00 |
| AFS | | | | 500,000.00 | | | | 1.00 | 1.795 | 749.96 |
| 100 | 9128283V0 | 198063341 | 12/11/19 | 500,000.00 | US TREASURY NOTE | | 01/31/25 | 4.757 | 2.500 | 504,947.63 |
| t t | E 010 | BBW | 01/31/18 | 505,000.00 | | | | 0.000 | 2.293 | 504,947.63 |
| AFS | | | | 500,000.00 | | | | 5.09 | 2.293 | .00 |
| 100 | 912828V98 | 198063342 | 12/20/19 | 500,000.00 | US TREASURY NOTE | | 02/15/27 | 6.568 | 2.250 | 502,489.46 |
| t t | E 010 | BBW | 02/15/17 | 502,500.00 | | | | 0.000 | 2.174 | 502,489.46 |
| AFS | | | | 500,000.00 | | | | 7.13 | 2.174 | .00 |
| GOVT TREASURIES | | | | 1,500,000.00 | Total Group 100 | | | 4.269 | 2.417 | 1,510,906.13 |
| 3 Securities | | | | 1,511,250.00 | Stated Mat 4.41 Yrs | | | 0.000 | 2.087 | 1,511,656.09 |
| | | | | 1,500,000.00 | | | | 4.407 | 2.087 | 749.96 |
| 200 | 31418AXP8 | 160035778 | 08/16/13 | 291,935.16 | FANNIE MAE POOL #MA1585 | | 09/01/23 | 1.464 | 2.000 | 292,253.92 |
| t t | E 063 | BBW | 08/01/13 | 292,756.23 | 1-4 FAMILY | | 07/01/21 | 0.000 | 1.969 | 288,891.28 |
| AFS | | | | 1,500,000.00 | | | | 1.60 | 1.969 | -3,362.64 |
| 200 | 31418A6Z6 | 198063343 | 12/23/19 | 1,079,588.79 | FANNIE MAE POOL #MA1787 | | 02/01/24 | 1.686 | 2.500 | 1,089,196.13 |
| t t | E 063 | BBW | 01/01/14 | 1,089,246.01 | 1-4 FAMILY | | 10/01/21 | 0.000 | 2.272 | 1,089,246.01 |
| AFS | | | | 5,500,000.00 | | | | 1.82 | 2.272 | 49.88 |
| 200 | 36241K4V7 | 159002553 | 01/14/11 | 85,596.56 | GINNIE MAE POOL #782636 | | 04/15/24 | 1.658 | 4.000 | 85,596.56 |
| t t | E 060 | BBW | 04/01/09 | 89,582.15 | 1-4 FAMILY | | 05/01/16 | 0.000 | 4.000 | 89,199.38 |
| AFS | | | | 2,000,000.00 | | | | 1.80 | 4.000 | 3,602.82 |
| 200 | 31418NYE4 | 160043799 | 04/18/16 | 336,103.59 | FANNIE MAE POOL #AD1608 | | 02/01/25 | 1.775 | 4.000 | 349,346.75 |
| t t | E 063 | BBW | 02/01/10 | 357,740.26 | 1-4 FAMILY | | 11/01/21 | 0.000 | 3.160 | 350,488.83 |
| AFS | | | | 8,800,000.00 | | | | 1.92 | 3.160 | 1,142.08 |
| 200 | 3138LABT5 | 160052181 | 11/08/17 | 1,043,385.18 | FANNIE MAE DUS POOL #AM9049 | | 06/01/25 | 2.724 | 3.050 | 1,090,913.67 |
| t t | E 064 | FED | 06/01/15 | 1,108,270.70 | MULTI-FAMILY | | 11/01/22 | 0.000 | 2.158 | 1,073,274.05 |
| AFS | | | | 1,125,000.00 | | | | 2.95 | 2.158 | -17,639.62 |
| 200 | 31294MCU3 | 160031234 | 07/17/12 | 107,950.40 | FREDDIE MAC GOLD POOL #E02783 | | 09/01/25 | 2.203 | 4.000 | 111,316.29 |
| t t | E 066 | BBW | 09/01/10 | 114,865.70 | 1-4 FAMILY | | 05/01/22 | 0.000 | 3.394 | 112,648.41 |
| AFS | | | | 2,150,000.00 | | | | 2.40 | 3.394 | 1,332.12 |
| 200 | 31419AYS0 | 198063344 | 12/18/19 | 1,197,712.10 | FANNIE MAE POOL #AE0720 | | 01/01/26 | 2.300 | 3.500 | 1,240,998.96 |
| t t | E 063 | BBW | 12/01/10 | 1,241,237.78 | 1-4 FAMILY | | 06/01/22 | 0.000 | 2.844 | 1,241,237.78 |
| AFS | | | | 10,000,000.00 | | | | 2.49 | 2.844 | 238.82 |
| 200 | 3128Q0FZ5 | 198063345 | 12/27/19 | 1,045,373.40 | FREDDIE MAC POOL #J19184 | | 05/01/27 | 2.699 | 2.500 | 1,059,720.93 |
| t t | E 066 | BBW | 05/01/12 | 1,059,740.89 | 1-4 FAMILY | | 11/01/22 | 0.000 | 2.296 | 1,059,740.89 |
| AFS | | | | 4,000,000.00 | | | | 2.92 | 2.296 | 19.96 |
| 200 | 3138W9RK8 | 160037654 | 04/25/14 | 162,710.14 | FANNIE MAE POOL #AS0489 | | 09/01/28 | 2.858 | 2.500 | 162,841.53 |
| t t | E 063 | BBW | 08/01/13 | 162,913.53 | 1-4 FAMILY | | 01/01/23 | 0.000 | 2.490 | 164,857.63 |
| AFS | | | | 475,000.00 | | | | 3.10 | 2.490 | 2,016.10 |



Security Inventory Report

SAMPLE PORTFOLIO
CITY, WI

InTrader (secinvtr)

Last: 11/30/2019

As-of: 12/31/2019

1999 199999

| Grp | Cusip/Sec | Ticket | Pur Date | Par/Curr Face | Description | Moody | Maturity | Dura | Rate(V) | Book Value |
|----------------------|---------------------|-----------|----------|----------------------|--------------------------------|-----------------|----------|--------------|--------------|---------------------|
| Tax | Reg | Type | Issue Dt | Principal Cost | Description 2 | S&P | Est Mat | Conv | Bk Yld | Fair Value |
| Intent | Call/Put---Cd/Dt/Pr | Pldg Loc | | Original Face | Description 3 | Qlfd | | WAL | TEY/BEY | Unrealized P/L |
| 200 | 3138EKZN8 | 160034395 | 04/24/13 | 161,293.76 | FANNIE MAE POOL #AL3448 ARM | | 04/01/38 | 3.940 | 4.514 V | 171,557.95 |
| t t | E | 063 | 04/01/13 | 173,794.03 | MONTHLY RESET | | 07/01/24 | 0.000 | 4.021 | 169,717.95 |
| HTM | | BBW | | 750,000.00 | 1-4 FAMILY | | | 4.57 | 4.021 | -1,840.00 |
| 200 | 36225EQ47 | 160052182 | 11/01/17 | 105,861.54 | GINNIE MAE II POOL #82274 ARM | | 01/20/39 | 6.036 | 4.000 V | 108,831.94 |
| t t | E | 061 | 01/01/09 | 109,169.71 | ANNUAL RESET | | 06/01/27 | 0.000 | 3.748 | 109,772.90 |
| AFS | | BBW | | 2,000,000.00 | MULTI FAMILY | | | 7.39 | 3.748 | 940.96 |
| 200 | 36179MBC3 | 160031373 | 06/29/12 | 45,805.61 | GINNIE MAE POOL #MA0035 ARM | | 04/20/42 | 2.198 | 3.875 V | 48,267.95 |
| t t | E | 060 | 04/01/12 | 48,747.25 | ANNUAL RESET | | 06/01/22 | 0.000 | 3.527 | 47,222.77 |
| AFS | | BBW | | 500,000.00 | 1-4 FAMILY | | | 2.42 | 3.527 | -1,045.18 |
| GOVT ABS/MBS | | | | 5,663,316.23 | Total Group 200 | | | 2.381 | 3.024 | 5,810,842.58 |
| 12 Securities | | | | 5,848,064.24 | Stated Mat | 6.37 Yrs | | 0.000 | 2.555 | 5,796,297.88 |
| | | | | 38,800,000.00 | Incl Est Mat | 2.53 Yrs | | 2.602 | 2.555 | -14,544.70 |
| 220 | 3137AME60 | 160052186 | 10/25/17 | 4,662,748.80 | FREDDIE MAC CMO SERIES K017 | | 12/01/21 | 1.012 | 2.873 | 4,704,686.20 |
| t t | E | 076 | 03/01/12 | 4,750,175.34 | CLASS A2 | | 10/01/21 | 1.404 | 2.392 | 4,721,727.91 |
| AFS | | BBW | | 5,000,000.00 | MULTI-FAMILY | | | 1.81 | 2.392 | 17,041.71 |
| 220 | 3136A87J3 | 160046356 | 05/28/13 | 151,028.38 | FANNIE MAE CMO SERIES 2012-M15 | | 10/25/22 | 1.414 | 2.582 V | 152,322.75 |
| t t | E | 073 | 10/01/12 | 155,370.45 | CLASS A MONTHLY RESET | | 08/01/22 | 2.719 | 2.258 | 152,838.14 |
| AFS | | BBW | | 500,000.00 | MULTI-FAMILY | | | 2.59 | 2.258 | 515.39 |
| 220 | 3136ARQ76 | 160046357 | 05/31/16 | 273,617.00 | FANNIE MAE ACES CMO 2016-M5 | | 04/25/23 | 1.650 | 2.566 V | 274,007.03 |
| t t | E | 073 | 05/01/16 | 274,429.30 | CLASS FA MONTHLY RESET | | 03/01/23 | 3.685 | 2.520 | 274,194.58 |
| AFS | | BBW | | 2,000,000.00 | MULTI-FAMILY | | | 3.23 | 2.520 | 187.55 |
| 220 | 31394LMW9 | 160031370 | 07/17/12 | 79,979.91 | FREDDIE MAC CMO SERIES 2712 | | 11/15/23 | 1.605 | 4.500 | 82,600.63 |
| t t | E | 075 | 11/01/03 | 86,727.82 | CLASS MB | | 06/01/21 | 3.471 | 3.592 | 82,114.98 |
| AFS | | BBW | | 1,250,000.00 | 1-4 FAMILY | | | 1.49 | 3.592 | -485.65 |
| 220 | 3137BYMP2 | 164021598 | 11/20/17 | 631,522.78 | FREDDIE MAC CMO SERIES KJ14 | | 11/25/23 | 1.857 | 2.197 | 628,769.97 |
| t t | E | 076 | 06/01/17 | 627,378.41 | CLASS A1 | | 10/01/22 | 4.641 | 2.314 | 637,158.55 |
| AFS | | BBW | | 2,500,000.00 | MULTI-FAMILY | | | 2.76 | 2.316 | 8,388.58 |
| 220 | 3136A2EW9 | 160037186 | 02/07/14 | 110,150.29 | FANNIE MAE CMO SERIES 2011-113 | | 11/25/26 | 2.486 | 2.042 V | 110,074.22 |
| t t | E | 072 | 10/25/11 | 110,009.19 | CLASS FA MONTHLY RESET | | 01/25/22 | 8.350 | 2.053 | 110,431.35 |
| AFS | | BBW | | 700,000.00 | 1-4 FAMILY | | | 2.11 | 2.054 | 357.13 |
| 220 | 38378ER62 | 160031374 | 07/27/12 | 138,206.89 | GINNIE MAE CMO SERIES 2012-81 | | 04/20/27 | 2.518 | 1.500 | 138,725.95 |
| t t | E | 069 | 06/01/12 | 139,200.60 | CLASS AB | | 03/01/22 | 8.721 | 1.446 | 136,155.22 |
| AFS | | BBW | | 1,200,000.00 | 1-4 FAMILY | | | 2.18 | 1.446 | -2,570.73 |
| 220 | 3136ATX33 | 159004261 | 02/08/17 | 945,495.25 | FANNIE MAE ACES CMO SERIES | | 08/25/28 | 4.042 | 2.406 V | 945,495.25 |
| t t | E | 073 | 09/25/16 | 945,495.25 | 2016-M10 CLASS FA MO RESET | | 01/25/28 | 22.197 | 2.406 | 950,409.75 |
| AFS | | BBW | | 1,000,000.00 | MULTI-FAMILY | | | 8.08 | 2.406 | 4,914.50 |
| 220 | 38373VY46 | 160029753 | 04/01/12 | 18,294.89 | GINNIE MAE CMO SERIES 2002-77 | | 11/16/32 | 5.881 | 2.220 V | 18,351.98 |
| t t | E | 069 | 11/16/02 | 18,386.36 | CLASS FA MONTHLY RESET | | 09/16/23 | 47.245 | 2.189 | 18,346.53 |
| AFS | | BBW | | 1,000,000.00 | 1-4 FAMILY | | | 3.76 | 2.189 | -5.45 |



Security Inventory Report

SAMPLE PORTFOLIO
CITY, WI

InTrader (secinvtry)

Last: 11/30/2019

As-of: 12/31/2019

1999 199999

| Grp | Cusip/Sec | Ticket | Pur Date | Par/Curr Face | Description | Moody | Maturity | Dura | Rate(V) | Book Value |
|-----------------------|-----------|-----------|----------|----------------------|--------------------------------|-------|----------|---------------|--------------|----------------------|
| Tax | Reg | Type | Issue Dt | Principal Cost | Description 2 | S&P | Est Mat | Conv | Bk Yld | Fair Value |
| Intent | Call/Put | Cd/Dt/Pr | | Original Face | Description 3 | Qlfd | | WAL | TEY/BEY | Unrealized P/L |
| 220 | 38373VY46 | 198051872 | 11/16/17 | 18,294.89 | GINNIE MAE CMO SERIES 2002-77 | | 11/16/32 | 5.881 | 2.220 V | 18,334.14 |
| t t | E | 069 | 11/16/02 | 18,340.63 | CLASS FA MONTHLY RESET | | 09/16/23 | 47.226 | 2.198 | 18,346.53 |
| AFS | | | | 1,000,000.00 | 1-4 FAMILY | | | 3.76 | 2.198 | 12.39 |
| 220 | 31394CGV8 | 159000664 | 10/01/08 | 87,253.21 | FANNIE MAE CMO SERIES 2005-13 | | 03/25/35 | 6.527 | 2.192 V | 87,253.21 |
| t t | E | 072 | 02/25/05 | 87,253.21 | CLASS FM MONTHLY RESET | | 03/25/24 | 58.920 | 2.192 | 87,156.78 |
| AFS | | | | 4,289,153.00 | 1-4 FAMILY | | | 4.29 | 2.192 | -96.43 |
| 220 | 38377YWD8 | 209001907 | 08/28/18 | 344,481.58 | GINNIE MAE CMO SERIES 2011-140 | | 08/16/39 | 1.472 | 2.000 | 344,481.58 |
| t t | E | 069 | 10/01/01 | 344,481.58 | CLASS PC | | 05/01/21 | 2.982 | 2.000 | 343,567.74 |
| AFS | | | | 2,000,000.00 | 1-4 FAMILY | | | 1.33 | 2.000 | -913.84 |
| 220 | 38381XVN3 | 198061575 | 10/31/19 | 983,243.52 | GINNIE MAE CMO SERIES 19-99 | | 08/01/49 | 11.413 | 3.000 | 997,748.85 |
| t t | E | 069 | 08/01/19 | 997,800.13 | CLASS JC | | 04/01/25 | 184.574 | 2.925 | 999,292.22 |
| AFS | | | | 1,000,000.00 | 1-4 FAMILY | | | 5.29 | 2.925 | 1,543.37 |
| 220 | 38381XVN3 | 198061576 | 10/31/19 | 1,474,865.28 | GINNIE MAE CMO SERIES 19-99 | | 08/01/49 | 11.413 | 3.000 | 1,496,623.28 |
| t t | E | 069 | 08/01/19 | 1,496,700.20 | CLASS JC | | 04/01/25 | 184.574 | 2.925 | 1,498,938.33 |
| AFS | | | | 1,500,000.00 | 1-4 FAMILY | | | 5.29 | 2.925 | 2,315.05 |
| GOVT CMO/REMIC | | | | 9,919,182.67 | Total Group 220 | | | 4.080 | 2.750 | 9,999,475.04 |
| 14 Securities | | | | 10,051,748.47 | Stated Mat 10.52 Yrs | | | 49.993 | 2.499 | 10,030,678.61 |
| | | | | 24,939,153.00 | Incl Est Mat 3.36 Yrs | | | 3.400 | 2.499 | 31,203.57 |
| 230 | 3136G1H28 | 160033762 | 03/28/13 | 1,000,000.00 | FANNIE MAE | Aaa | 09/28/20 | 0.737 | 1.700 | 997,887.39 |
| t t | E | 112 | 03/28/13 | 980,000.00 | | AA+ | | 0.000 | 1.988 | 1,000,102.00 |
| AFS | | | | 1,000,000.00 | | | | .74 | 1.992 | 2,214.61 |
| 230 | 3133EGAH8 | 160052190 | 11/17/17 | 500,000.00 | FEDERAL FARM CREDIT BANK | Aaa | 05/17/21 | 1.367 | 1.550 | 496,732.76 |
| t t | E | 118 | 05/17/16 | 491,875.00 | | AA+ | | 0.000 | 2.033 | 498,287.50 |
| AFS | Contin c | 01/06/20 | 100.000 | 500,000.00 | | | | 1.38 | 2.036 | 1,554.74 |
| 230 | 3134G94U8 | 160052192 | 11/24/17 | 750,000.00 | FREDDIE MAC | Aaa | 08/24/26 | 6.214 | 2.000 | 709,671.98 |
| t t | E | 127 | 08/24/16 | 698,437.50 | MEDIUM TERM NOTE | AA+ | | 0.000 | 2.895 | 739,383.75 |
| AFS | Recur c | 02/24/20 | 100.000 | 750,000.00 | | | | 6.65 | 2.914 | 29,711.77 |
| 230 | 3136G35N1 | 160052191 | 11/20/17 | 500,000.00 | FANNIE MAE | Aaa | 09/21/28 | 7.914 | 2.250 | 471,855.73 |
| t t | E | 112 | 09/21/16 | 466,062.50 | | AA+ | | 0.000 | 2.988 | 494,719.50 |
| AFS | Recur c | 03/21/20 | 100.000 | 500,000.00 | | | | 8.73 | 3.007 | 22,863.77 |
| 230 | 83162CTN3 | 160052382 | 03/07/13 | 402,383.46 | SMALL BUSINESS ADMINISTRATION | | 09/01/30 | 3.859 | 3.210 | 420,261.41 |
| t t | E | 100 | 09/15/10 | 433,065.20 | SERIES 2010-20I CLASS 1 | | 03/01/27 | 0.000 | 2.727 | 412,540.02 |
| AFS | | | | 1,200,000.00 | | | | 7.38 | 2.727 | -7,721.39 |
| 230 | 83165ARA4 | 198011705 | 01/29/15 | 196,813.91 | SMALL BUSINESS ADMINISTRATION | | 09/25/39 | 2.499 | 5.250 V | 225,718.58 |
| t t | E | 100 | 09/01/14 | 227,074.05 | POOL #522081 | | 10/01/22 | 0.000 | 0.000 | 211,173.54 |
| AFS | | | | 500,000.00 | MONTHLY RESET | | | 2.72 | 0.000 | -14,545.04 |
| 230 | 83165ARA4 | 198011706 | 01/29/15 | 196,813.91 | SMALL BUSINESS ADMINISTRATION | | 09/25/39 | 2.499 | 5.250 V | 221,032.94 |
| t t | E | 100 | 09/01/14 | 227,074.05 | POOL #522081 | | 10/01/22 | 0.000 | 4.119 | 211,173.54 |
| AFS | | | | 500,000.00 | MONTHLY RESET | | | 2.72 | 4.119 | -9,859.40 |



Security Inventory Report

SAMPLE PORTFOLIO
CITY, WI

InTrader (secinvtr)

Last: 11/30/2019

As-of: 12/31/2019

1999 199999

| Grp | Cusip/Sec | Ticket | Pur Date | Par/Curr Face | Description | Moody | Maturity | Dura | Rate(V) | Book Value |
|----------------------|-------------------|-----------|----------|---------------------|-------------------------------|-------|----------|--------------|--------------|---------------------|
| Tax | Reg | Type | Issue Dt | Principal Cost | Description 2 | S&P | Est Mat | Conv | Bk Yld | Fair Value |
| Intent | Call/Put | Cd/Dt/Pr | | Original Face | Description 3 | Qlfd | | WAL | TEY/BEY | Unrealized P/L |
| 230 | 83165ARA4 | 198011707 | 01/29/15 | 196,813.91 | SMALL BUSINESS ADMINISTRATION | | 09/25/39 | 2.499 | 5.250 V | 221,032.94 |
| t t | E | 100 | 09/01/14 | 227,074.05 | POOL #522081 | | 10/01/22 | 0.000 | 4.119 | 211,173.54 |
| AFS | | | | 500,000.00 | MONTHLY RESET | | | 2.72 | 4.119 | -9,859.40 |
| GOVT AGENCIES | | | | 3,742,825.19 | Total Group 230 | | | 3.491 | 2.536 | 3,764,193.73 |
| 8 Securities | | | | 3,750,662.35 | Stated Mat 7.15 Yrs | | | 0.000 | 2.509 | 3,778,553.39 |
| | | | | 5,450,000.00 | Incl Est Mat 4.54 Yrs | | | 4.103 | 2.516 | 14,359.66 |
| 300 | 625056AD8 | 160052193 | 11/30/17 | 300,000.00 | TOWN OF MUKWONAGO WI | NR | 02/01/20 | 0.088 | 1.150 | 300,000.00 |
| e t | E | 200 | 02/10/16 | 300,000.00 | GENERAL OBLIGATION | NR | | 0.000 | 1.150 | 299,961.00 |
| HTM | | | | 300,000.00 | PROMISSORY NOTE SERIES 2016A | Yes | | .08 | 1.399 | -39.00 |
| 300 | 045141TQ1 | 160052194 | 11/22/17 | 840,000.00 | ASHWAUBENON WISCONSIN | Aa2 | 06/01/21 | 1.404 | 2.000 | 848,124.72 |
| e t | E | 200 | 06/01/16 | 859,941.60 | GENERAL OBLIGATION | NR | | 0.000 | 1.309 | 849,660.00 |
| AFS | | | | 840,000.00 | PROMISSORY NOTE | Yes | | 1.42 | 1.600 | 1,535.28 |
| 300 | 022029KT8 | 160052195 | 11/17/17 | 500,000.00 | CITY OF ALTOONA WISCONSIN | NR | 12/01/22 | 2.855 | 1.750 | 502,941.26 |
| e t | E | 200 | 09/15/16 | 505,000.00 | GENERAL OBLIGATION | AA- | | 0.000 | 1.543 | 505,940.00 |
| AFS | | | | 500,000.00 | PROMISSORY NOTE SERIES 2016A | Yes | | 2.92 | 1.897 | 2,998.74 |
| 300 | 869265YJ1 | 160052207 | 11/17/17 | 150,000.00 | SUSSEX COUNTY NEW JERSEY | NR | 03/15/23 | 3.105 | 2.000 | 150,000.00 |
| e e | E | 200 | 06/30/15 | 150,000.00 | GENERAL OBLIGATION COLLEGE | AA+ | | 0.000 | 2.000 | 154,480.50 |
| AFS | | | | 150,000.00 | BOND | Yes | | 3.20 | 2.475 | 4,480.50 |
| 300 | 590230RM2 | 160052196 | 11/15/17 | 200,000.00 | CITY OF MERRILL WISCONSIN | NR | 10/01/23 | 3.659 | 1.350 | 200,000.00 |
| e t | E | 200 | 10/11/16 | 200,000.00 | GENERAL OBLIGATION BOND | A- | | 0.000 | 1.350 | 199,508.00 |
| HTM | | | | 200,000.00 | SERIES 2016B | Yes | | 3.75 | 1.653 | -492.00 |
| 300 | 976622JE1 | 160052197 | 11/15/17 | 300,000.00 | WISCONSIN DELLS WISCONSIN | NR | 03/01/24 | 4.028 | 1.600 | 296,506.19 |
| e t | E | 200 | 08/15/16 | 294,825.00 | GENERAL OBLIGATION REFUNDING | NR | | 0.000 | 1.892 | 302,400.00 |
| AFS | | | | 300,000.00 | BOND | Yes | | 4.17 | 2.269 | 5,893.81 |
| 300 | 12946RBB7 | 160052198 | 11/20/17 | 110,000.00 | CALEDONIA WISCONSIN REVENUE | A1 | 05/01/24 | 4.163 | 2.000 | 109,940.37 |
| e t | E | 204 | 07/21/16 | 109,913.10 | WATER & SEWER SYSTEM BOND | NR | | 0.000 | 2.013 | 112,519.00 |
| HTM | | | | 110,000.00 | SERIES D | Yes | | 4.33 | 2.489 | 2,578.63 |
| 300 | 223223CR7 | 160033772 | 03/15/13 | 300,000.00 | COVINGTON INDIANA | NR | 07/15/24 | 1.977 | 2.650 | 300,574.76 |
| e e | E | 204 | 06/13/12 | 302,289.00 | REVENUE MULTI SCHOOL | AA+ | | 0.000 | 2.553 | 306,072.00 |
| AFS | Contin c 01/15/22 | 100.000 | | 300,000.00 | BUILDING REFUNDING BOND | Yes | | 4.54 | 3.175 | 5,497.24 |
| 300 | 866398FG0 | 160045145 | 08/01/16 | 250,000.00 | SUMNER COUNTY KANSAS | NR | 09/01/25 | 1.621 | 3.250 | 250,000.00 |
| e e | E | 200 | 09/01/11 | 250,000.00 | GENERAL OBLIGATION SCHOOL | A | | 0.000 | 3.250 | 257,980.00 |
| AFS | Contin c 09/01/21 | 100.000 | | 250,000.00 | DISTRICT REFUNDING BOND | Yes | | 5.67 | 4.058 | 7,980.00 |
| 300 | 949544MQ0 | 160045146 | 08/15/16 | 155,000.00 | WELLINGTON KANSAS | NR | 09/01/25 | 1.621 | 3.200 | 154,872.16 |
| e e | E | 200 | 08/01/13 | 154,806.25 | GENERAL OBLIGATION BOND | A+ | | 0.000 | 3.216 | 159,797.25 |
| HTM | Contin c 09/01/21 | 100.000 | | 155,000.00 | | Yes | | 5.67 | 4.011 | 4,925.09 |
| 300 | 003392HY6 | 160045147 | 08/01/16 | 100,000.00 | ABILENE KANSAS | NR | 09/01/27 | 0.657 | 4.300 | 101,587.69 |
| e e | E | 200 | 04/28/10 | 109,419.00 | GENERAL OBLIGATION BOND | NR | | 0.000 | 1.892 | 102,107.00 |
| AFS | Called x 09/01/20 | 100.000 | | 100,000.00 | SERIES A | Yes | | .67 | 2.339 | 519.31 |



Security Inventory Report

SAMPLE PORTFOLIO
CITY, WI

InTrader (secinvtr)

Last: 11/30/2019

As-of: 12/31/2019

1999 199999

| Grp | Cusip/Sec | Ticket | Pur Date | Par/Curr Face | Description | Moody | Maturity | Dura | Rate(V) | Book Value |
|--------------------------|-----------|-----------|----------|---------------------|--|-------|----------|--------------|--------------|---------------------|
| Tax | Reg | Type | Issue Dt | Principal Cost | Description 2 | S&P | Est Mat | Conv | Bk Yld | Fair Value |
| Intent | Call/Put | Cd/Dt/Pr | | Original Face | Description 3 | Qlfd | | WAL | TEY/BEY | Unrealized P/L |
| 300 | 822516L57 | 160038212 | 12/08/11 | 470,000.00 | SHELDON TEXAS ZERO COUPON | Aaa | 02/15/28 | 8.130 | 3.500 | 354,570.36 |
| e t | E | 202 | 12/01/11 | 268,031.60 | GENERAL OBLIGATION SCHOOL | NR | | 0.000 | 3.500 | 408,284.30 |
| AFS | | | | 470,000.00 | DISTRICT REFUNDING BOND | Yes | | 8.13 | 4.374 | 53,713.94 |
| 300 | 2131838N9 | 160028663 | 02/21/12 | 500,000.00 | COOK COUNTY ILLINOIS | A1 | 11/15/28 | 0.079 | 4.625 | 500,000.00 |
| e t | E | 200 | 02/22/06 | 527,975.00 | GENERAL OBLIGATION SERIES A | NR | | 0.000 | 4.625 | 500,000.00 |
| AFS | Contin c | 01/30/20 | 100.000 | 500,000.00 | REFUNDING BOND - NON BQ | | | 8.88 | 5.573 | .00 |
| 300 | 94243TAZ9 | 160045152 | 08/01/16 | 100,000.00 | WATHENA KANSAS | NR | 05/01/33 | 0.079 | 4.000 | 100,000.00 |
| e e | e | 204 | 10/18/12 | 100,000.00 | ELECTRIC UTILITY REVENUE BOND | NR | | 0.000 | 4.000 | 100,072.00 |
| HTM | Contin c | 01/30/20 | 100.000 | 100,000.00 | | Yes | | 13.34 | 5.007 | 72.00 |
| 300 | 646720LA8 | 160058527 | 06/27/19 | 495,000.00 | NEW LONDON WISCONSIN | A2 | 12/01/37 | 7.106 | 3.000 | 500,852.57 |
| e t | E | 204 | 06/27/19 | 501,187.50 | REVENUE | AA | | 0.000 | 2.832 | 510,404.40 |
| AFS | Contin c | 12/01/27 | 100.000 | 495,000.00 | SEWERAGE WATER & ELECTRIC SYSTEM BOND SERIES A | Yes | | 17.93 | 3.529 | 9,551.83 |
| 300 | 049721DT7 | 160044193 | 08/29/14 | 500,000.00 | ATTALLA ALABAMA | NR | 09/01/39 | 3.425 | 3.750 | 499,657.27 |
| e t | E | 204 | 08/15/14 | 499,600.00 | REVENUE WATER BOARD | AA | | 0.000 | 3.755 | 520,085.00 |
| AFS | Contin c | 09/01/23 | 100.000 | 500,000.00 | BOND | Yes | | 19.68 | 4.696 | 20,427.73 |
| EXEMPT MUNICIPALS | | | | 5,270,000.00 | Total Group 300 | | | 3.019 | 2.736 | 5,169,627.35 |
| 16 Securities | | | | 5,132,988.05 | Stated Mat 7.28 Yrs | | | 0.000 | 2.557 | 5,289,270.45 |
| | | | | 5,270,000.00 | | | | 7.148 | 3.155 | 119,643.10 |
| 311 | 256317DW5 | 160045148 | 08/01/16 | 125,000.00 | DODGE CITY KANSAS | NR | 04/15/25 | 1.273 | 2.400 | 126,318.44 |
| e e | E | 217 | 06/15/13 | 129,687.50 | CERTIFICATE OF PARTICIPATION | A+ | | 0.000 | 1.570 | 126,053.75 |
| AFS | Contin c | 04/15/21 | 100.000 | 125,000.00 | COMMUNITY COLLEGE | Yes | | 5.29 | 1.931 | -264.69 |
| 311 | 069467GR3 | 160045149 | 07/15/16 | 250,000.00 | BARTON COUNTY KANSAS | NR | 02/01/28 | 2.016 | 3.000 | 256,091.03 |
| e e | E | 217 | 05/16/13 | 265,720.00 | CERTIFICATE OF PARTICIPATION | A+ | | 0.000 | 1.803 | 254,875.00 |
| HTM | Contin c | 02/01/22 | 100.000 | 250,000.00 | CMNTY COLLEGE REFUNDING | Yes | | 8.09 | 2.226 | -1,216.03 |
| EX MUNI LEASE/COP | | | | 375,000.00 | Total Group 311 | | | 1.768 | 2.800 | 382,409.47 |
| 2 Securities | | | | 395,407.50 | Stated Mat 7.16 Yrs | | | 0.000 | 1.725 | 380,928.75 |
| | | | | 375,000.00 | | | | 7.157 | 2.128 | -1,480.72 |
| 320 | 121709UL1 | 160045154 | 08/15/16 | 100,000.00 | BURLINGTON IOWA TAXABLE | A2 | 06/01/20 | 0.419 | 1.950 | 100,000.00 |
| t t | E | 218 | 05/22/13 | 100,907.00 | GENERAL OBLIGATION CORP | NR | | 0.000 | 1.950 | 99,868.00 |
| HTM | Contin c | 01/30/20 | 100.000 | 100,000.00 | PURPOSE BOND SERIES A | | | .42 | 1.950 | -132.00 |
| 320 | 563039AJ5 | 160045150 | 08/15/16 | 200,000.00 | MANHATTAN KANSAS TAXABLE | NR | 12/01/20 | 0.079 | 5.482 | 200,000.00 |
| t e | E | 222 | 12/01/09 | 211,382.00 | SALES TAX REVENUE DOWNTOWN | A- | | 0.000 | 5.482 | 200,416.00 |
| AFS | Contin c | 01/30/20 | 100.000 | 200,000.00 | DEVELOPMENT BOND | | | .92 | 5.482 | 416.00 |
| 320 | 121709UM9 | 160045155 | 08/15/16 | 200,000.00 | BURLINGTON IOWA TAXABLE | A2 | 06/01/21 | 1.403 | 2.150 | 200,000.00 |
| t t | E | 218 | 05/22/13 | 202,052.00 | GENERAL OBLIGATION CORP | NR | | 0.000 | 2.150 | 199,734.00 |
| HTM | Contin c | 01/30/20 | 100.000 | 200,000.00 | PURPOSE BOND SERIES A | | | 1.42 | 2.150 | -266.00 |
| 320 | 478718D71 | 160045151 | 07/01/16 | 250,000.00 | JOHNSON COUNTY KANSAS | Aa2 | 09/01/21 | 0.656 | 4.500 | 250,000.00 |
| t e | E | 218 | 07/01/10 | 250,000.00 | TAXABLE GENERAL OBLIGATION | AA | | 0.000 | 4.500 | 254,740.00 |
| AFS | Contin c | 09/01/20 | 100.000 | 250,000.00 | SCHOOL BUILD AMERICA BOND | | | 1.67 | 4.500 | 4,740.00 |



Security Inventory Report

SAMPLE PORTFOLIO
CITY, WI

InTrader (secinvtr)

Last: 11/30/2019

As-of: 12/31/2019

1999 199999

| Grp | Cusip/Sec | Ticket | Pur Date | Par/Curr Face | Description | Moody | Maturity | Dura | Rate(V) | Book Value |
|---------------------------|-----------|-----------|----------|---------------------|-----------------------------|-------|----------|--------------|--------------|---------------------|
| Tax | Reg | Type | Issue Dt | Principal Cost | Description 2 | S&P | Est Mat | Conv | Bk Yld | Fair Value |
| Intent | Call/Put | Cd/Dt/Pr | | Original Face | Description 3 | Qlfd | | WAL | TEY/BEY | Unrealized P/L |
| 320 | 675634JS9 | 160020842 | 02/15/11 | 150,000.00 | OCONOMOWOC WISCONSIN | Aa2 | 04/01/22 | 0.079 | 5.625 | 150,000.00 |
| t t | E | 218 | 07/01/09 | 150,000.00 | TAXABLE GENERAL OBLIGATION | NR | | 0.000 | 5.625 | 150,000.00 |
| AFS | Contin c | 01/30/20 | 100.000 | 150,000.00 | BUILD AMERICA BOND | | | 2.25 | 5.625 | .00 |
| 320 | 980694CG6 | 160055743 | 09/19/18 | 115,000.00 | VILLAGE OF WOODVILLE WI | NR | 03/01/26 | 1.138 | 4.000 | 114,998.05 |
| t t | E | 218 | 12/27/11 | 114,997.70 | TAXABLE GENERAL OBLIGATION | NR | | 0.000 | 4.000 | 115,691.15 |
| AFS | Contin c | 03/01/21 | 100.000 | 115,000.00 | REFUNDING BOND SERIES 2011A | | | 6.17 | 4.000 | 693.10 |
| 320 | 472904P21 | 160045159 | 08/03/16 | 400,000.00 | JEFFERSON COUNTY KENTUCKY | Aa3 | 11/01/29 | 0.822 | 5.125 | 401,904.74 |
| t e | E | 222 | 11/01/10 | 409,000.00 | TAXABLE REVENUE SCHOOL | AA- | | 0.000 | 4.536 | 410,084.00 |
| AFS | Contin c | 11/01/20 | 100.000 | 400,000.00 | DISTRICT BOND | | | 9.84 | 4.536 | 8,179.26 |
| TAXABLE MUNICIPALS | | | | 1,415,000.00 | Total Group 320 | | | 0.688 | 4.382 | 1,416,902.79 |
| 7 Securities | | | | 1,438,338.70 | Stated Mat 4.18 Yrs | | | 0.000 | 4.215 | 1,430,533.15 |
| | | | | 1,415,000.00 | | | | 4.177 | 4.215 | 13,630.36 |
| 420 | 38141EB81 | 160039058 | 12/16/13 | 900,000.00 | GOLDMAN SACHS GROUP INC | Baa1 | 11/29/23 | 3.666 | 3.514 V | 903,500.24 |
| t t | E | 326 | 11/29/13 | 908,910.00 | CORPORATE MEDIUM TERM NOTE | BBB+ | | 0.000 | 3.402 | 931,790.70 |
| AFS | | | | 900,000.00 | QUARTERLY RESET | | | 3.91 | 3.402 | 28,290.46 |
| CORPORATE ISSUES | | | | 900,000.00 | Total Group 420 | | | 3.666 | 3.514 | 903,500.24 |
| 1 Securities | | | | 908,910.00 | Stated Mat 3.92 Yrs | | | 0.000 | 3.402 | 931,790.70 |
| | | | | 900,000.00 | | | | 3.910 | 3.402 | 28,290.46 |
| 500 | 061785CM1 | 160038205 | 09/30/14 | 250,000.00 | BANK OF DEERFIELD | | 09/30/20 | 0.825 | 2.200 | 250,000.00 |
| t t | E | 403 | 09/30/14 | 250,000.00 | CERTIFICATE OF DEPOSIT | | | 0.000 | 2.200 | 251,022.75 |
| HTM | | | | 250,000.00 | | | | .75 | 2.200 | 1,022.75 |
| 500 | 58733ACY3 | 160045002 | 06/28/16 | 245,000.00 | MERCANTIL COMMERCE BANK | | 06/24/21 | 1.470 | 1.650 | 245,000.00 |
| t t | E | 403 | 06/24/16 | 245,000.00 | CERTIFICATE OF DEPOSIT | | | 0.000 | 1.650 | 244,674.64 |
| HTM | | | | 245,000.00 | | | | 1.48 | 1.650 | -325.36 |
| 500 | 9497486H5 | 198048643 | 12/01/17 | 249,000.00 | WELLS FARGO BANK NA | | 06/30/21 | 1.482 | 1.600 | 249,000.00 |
| t t | E | 403 | 06/30/16 | 249,000.00 | CERTIFICATE OF DEPOSIT | | | 0.000 | 1.600 | 248,663.35 |
| AFS | | | | 249,000.00 | | | | 1.50 | 1.600 | -336.65 |
| 500 | 949763AM8 | 159004238 | 08/31/16 | 245,000.00 | WELLS FARGO BANK NA | | 08/31/21 | 1.646 | 1.600 | 245,000.00 |
| t t | E | 403 | 08/31/16 | 245,000.00 | CERTIFICATE OF DEPOSIT | | | 0.000 | 1.600 | 244,598.45 |
| AFS | | | | 245,000.00 | | | | 1.67 | 1.600 | -401.55 |
| 500 | 38148PBG1 | 198030054 | 01/31/17 | 100,000.00 | GOLDMAN SACHS BANK | NR | 02/24/22 | 2.104 | 1.900 | 100,000.00 |
| t t | E | 403 | 02/24/16 | 100,000.00 | CERTIFICATE OF DEPOSIT | NR | | 0.000 | 1.900 | 100,885.10 |
| AFS | | | | 100,000.00 | | | | 2.15 | 1.900 | 885.10 |
| 500 | 02589AAT9 | 160054570 | 07/10/18 | 245,000.00 | AMERICAN EXPRESS NATIONAL | | 07/10/23 | 3.315 | 3.300 | 245,000.00 |
| t t | E | 403 | 07/10/18 | 245,000.00 | BANK | | | 0.000 | 3.300 | 257,272.30 |
| AFS | | | | 245,000.00 | CERTIFICATE OF DEPOSIT | | | 3.52 | 3.300 | 12,272.30 |
| 500 | 254673SJ6 | 164023832 | 08/01/18 | 245,000.00 | DISCOVER BANK | | 08/01/23 | 3.372 | 3.350 | 243,656.05 |
| t t | E | 403 | 08/01/18 | 243,162.50 | CERTIFICATE OF DEPOSIT | | | 0.000 | 3.515 | 257,892.15 |
| HTM | | | | 245,000.00 | | | | 3.58 | 3.517 | 14,236.10 |



Security Inventory Report

SAMPLE PORTFOLIO
CITY, WI

InTrader (secinvtr)

Last: 11/30/2019

As-of: 12/31/2019

1999 199999

| Grp | Cusip/Sec | Ticket | Pur Date | Par/Curr Face | Description | Moody | Maturity | Dura | Rate(V) | Book Value |
|--------------------------|-----------|------------|----------|----------------------|------------------------------|-------|----------|---------------|--------------|----------------------|
| Tax | Reg | Type | Issue Dt | Principal Cost | Description 2 | S&P | Est Mat | Conv | Bk Yld | Fair Value |
| Intent | Call/Put | Cd/Dt/Pr | | Original Face | Description 3 | Qlfd | | WAL | TEY/BEY | Unrealized P/L |
| 500 | 38148PGM3 | 198048644 | 12/01/17 | 249,000.00 | GOLDMAN SACHS BANK USA | | 08/03/23 | 3.464 | 1.900 | 249,000.00 |
| t t | E | 403 | 08/03/16 | 249,000.00 | CERTIFICATE OF DEPOSIT | | | 0.000 | 1.900 | 248,716.64 |
| AFS | | | | 249,000.00 | | | | 3.59 | 1.900 | -283.36 |
| 500 | 87165ELR6 | 198030555 | 03/03/17 | 245,000.00 | SYNCHRONY BANK | | 02/20/24 | 3.919 | 2.500 | 245,000.00 |
| t t | E | 403 | 02/17/17 | 245,000.00 | CERTIFICATE OF DEPOSIT | | | 0.000 | 2.500 | 251,277.88 |
| AFS | | | | 245,000.00 | | | | 4.14 | 2.500 | 6,277.88 |
| 500 | 48128LCK3 | 160059711 | 10/16/19 | 248,000.00 | JP MORGAN CHASE BANK NA | | 10/16/27 | 0.292 | 3.000 V | 248,000.00 |
| t t | E | 399 | 10/16/19 | 248,000.00 | CERTIFICATE DEPOSIT | | | 0.000 | 3.000 | 249,003.16 |
| HTM | Recur | c 04/16/20 | 100.000 | 248,000.00 | FIXED TO FLOAT | | | 7.79 | 3.000 | 1,003.16 |
| CERTIF OF DEPOSIT | | | | 2,321,000.00 | Total Group 500 | | | 2.190 | 2.324 | 2,319,656.05 |
| 10 Securities | | | | 2,319,162.50 | Stated Mat 3.07 Yrs | | | 0.000 | 2.341 | 2,354,006.42 |
| | | | | 2,321,000.00 | | | | 3.071 | 2.341 | 34,350.37 |
| Totals | | | | 31,106,324.09 | Totals | | | 3.194 | 2.821 | 31,277,513.38 |
| 73 Securities | | | | 31,356,531.81 | Stated Mat 7.44 Yrs | | | 49.993 | 2.583 | 31,503,715.44 |
| | | | | 80,970,153.00 | Incl Est Mat 4.10 Yrs | | | 4.094 | 2.691 | 226,202.06 |



This page intentionally left blank

Holdings and Pricing Report

SAMPLE PORTFOLIO
CITY, WI

InTrader (holdprice)

Last: 11/30/2019

As-of: 12/31/2019

1999 199999

| Cusip Intent | Description | Rate (V) Maturity Ins Reg | Par/Shares (000) | Date Priced | Yield Moody | BkYld S&P | MktYld RTG | Price Source | Fair Value Level | Book Value Gain/Loss |
|------------------|--|------------------------------|------------------|----------------|----------------|--------------|---------------|------------------|---------------------|-------------------------|
| 625056AD8 HTM | TOWN OF MUKWONAGO WI GENERAL OBLIGATION | 1.1502/01/2020 *c | 300 | 12/30/19 | 1.15 NR | 1.15 NR | 1.30 007 | 99.99 ssnice | 299,961 2 | 300,000 -39 |
| 121709UL1 HTM | BURLINGTON IOWA TAXABLE GENERAL OBLIGATION CORP | 1.9506/01/2020 *c | 100 | 12/30/19 | 1.62 A2 | 1.95 NR | 2.26 017 | 99.87 ssnice | 99,868 2 | 100,000 -132 |
| 3136G1H28 AFS | FANNIE MAE | 1.7009/28/2020 *c | 1,000 | 12/30/19 | 1.99 Aaa | 1.99 AA+ | 1.70 | 100.01 ssnice | 1,000,102 2 | 997,887 2,215 |
| 061785CM1 HTM | BANK OF DEERFIELD CERTIFICATE OF DEPOSIT | 2.2009/30/2020 *c | 250 | 12/30/19 | 2.20 | 2.20 | 1.66 | 100.41 ssnice | 251,023 2 | 250,000 1,023 |
| 563039AJ5 AFS | MANHATTAN KANSAS TAXABL SALES TAX REVENUE DOWNT | 5.48212/01/2020 *c | 200 | 12/30/19 | 3.63 NR | 5.48 A- | 2.64 021 | 100.21 ssnice | 200,416 2 | 200,000 416 |
| 9128285S5 AFS | US TREASURY NOTE | 2.50012/31/2020 *c | 500 | 12/30/19 | 1.79 | 1.79 | 1.66 | 100.84 ssnice | 504,219 2 | 503,469 750 |
| 3133EGAH8 AFS | FEDERAL FARM CREDIT BANK | 1.5505/17/2021 *c | 500 | 12/30/19 | 2.03 Aaa | 2.03 AA+ | 1.80 | 99.66 ssnice | 498,288 2 | 496,733 1,555 |
| 045141TQ1 AFS | ASHWAUBENON WISCONSIN GENERAL OBLIGATION | 2.0006/01/2021 *c | 840 | 12/30/19 | 1.31 Aa2 | 1.31 NR | 1.18 003 | 101.15 ssnice | 849,660 2 | 848,125 1,535 |
| 121709UM9 HTM | BURLINGTON IOWA TAXABLE GENERAL OBLIGATION CORP | 2.1506/01/2021 *c | 200 | 12/30/19 | 1.77 A2 | 2.15 NR | 2.25 017 | 99.87 ssnice | 199,734 2 | 200,000 -266 |
| 58733ACY3 HTM | MERCANTIL COMMERCE BAN CERTIFICATE OF DEPOSIT | 1.6506/24/2021 *c | 245 | 12/30/19 | 1.65 | 1.65 | 1.74 | 99.87 ssnice | 244,675 2 | 245,000 -325 |
| 9497486H5 AFS | WELLS FARGO BANK NA CERTIFICATE OF DEPOSIT | 1.6006/30/2021 *c | 249 | 12/30/19 | 1.60 | 1.60 | 1.68 | 99.86 ssnice | 248,663 2 | 249,000 -337 |
| 949763AM8 AFS | WELLS FARGO BANK NA CERTIFICATE OF DEPOSIT | 1.6008/31/2021 *c | 245 | 12/30/19 | 1.60 | 1.60 | 1.70 | 99.84 ssnice | 244,598 2 | 245,000 -402 |
| 478718D71 AFS | JOHNSON COUNTY KANSAS TAXABLE GENERAL OBLIGATI | 4.5009/01/2021 *c | 250 | 12/30/19 | 4.50 Aa2 | 4.50 AA | 1.64 015 | 101.90 ssnice | 254,740 2 | 250,000 4,740 |
| 3137AME60 AFS | FREDDIE MAC CMO SERIES K CLASS A2 | 2.87312/01/2021 *c | 4,663 | 12/31/19 | 2.38 | 2.39 | 2.04 | 101.26 ssnice | 4,721,728 2 | 4,704,686 17,042 |
| 38148PBG1 AFS | GOLDMAN SACHS BANK CERTIFICATE OF DEPOSIT | 1.9002/24/2022 *c | 100 | 12/30/19 | 1.90 NR | 1.90 NR | 1.49 | 100.89 ssnice | 100,885 2 | 100,000 885 |
| 675634JS9 AFS | OCONOMOWOC WISCONSIN TAXABLE GENERAL OBLIGATI | 5.62504/01/2022 *c | 150 | 12/30/19 | 5.62 Aa2 | 5.63 NR | 5.50 015 | 100.00 ssnice | 150,000 2 | 150,000 0 |
| 3136A87J3 AFS | FANNIE MAE CMO SERIES 201 CLASS A MONTHLY RESET | 2.582V10/25/2022 *c | 151 | 12/31/19 | 2.39 | 2.26 | 2.08 | 101.20 ssnice | 152,838 2 | 152,323 515 |
| 022029KT8 AFS | CITY OF ALTOONA WISCONSI GENERAL OBLIGATION | 1.75012/01/2022 *c | 500 | 12/30/19 | 1.54 NR | 1.54 AA- | 1.33 003 | 101.19 ssnice | 505,940 2 | 502,941 2,999 |
| 869265YJ1 AFS | SUSSEX COUNTY NEW JERSE GENERAL OBLIGATION COLL | 2.0003/15/2023 *c | 150 | 12/30/19 | 2.00 NR | 2.00 AA+ | 1.05 003 | 102.99 ssnice | 154,481 2 | 150,000 4,481 |

Holdings and Pricing Report

SAMPLE PORTFOLIO
CITY, WI

InTrader (holdprice)

Last: 11/30/2019

As-of: 12/31/2019

1999 199999

| Cusip Intent | Description | Rate (V) Maturity Ins Reg | Par/Shares (000) | Date Priced | Yield Moody | BkYld S&P | MktYld RTG | Price Source | Fair Value Level | Book Value Gain/Loss |
|------------------|--|-------------------------------|------------------|--------------------------|----------------|--------------|---------------|----------------------|---------------------|-------------------------|
| 3136ARQ76 AFS | FANNIE MAE ACES CMO 2016- CLASS FA MONTHLY RESET | 2.566V 04/25/2023 *c | 274 | 12/30/19 | 1.11 | 2.52 | 2.33 | 100.21 ssnice | 274,195 2 | 274,007 188 |
| 02589AAT9 AFS | AMERICAN EXPRESS NATION CERTIFICATE OF DEPOSIT | 3.300 07/10/2023 *c | 245 | 12/30/19 | 3.30 | 3.30 | 1.83 | 105.01 ssnice | 257,272 2 | 245,000 12,272 |
| 254673SJ6 HTM | DISCOVER BANK CERTIFICATE OF DEPOSIT | 3.350 08/01/2023 *c | 245 | 12/30/19 | 3.52 | 3.51 | 1.84 | 105.26 ssnice | 257,892 2 | 243,656 14,236 |
| 38148PGM3 AFS | GOLDMAN SACHS BANK USA CERTIFICATE OF DEPOSIT | 1.900 08/03/2023 *c | 249 | 12/30/19 | 1.90 | 1.90 | 1.94 | 99.89 ssnice | 248,717 2 | 249,000 -283 |
| 31418AXP8 AFS | FANNIE MAE POOL #MA1585 | 2.000 09/01/2023 *c | 292 | 12/30/19 | 1.55 | 1.97 | 2.60 | 98.96 ssnice | 288,891 2 | 292,254 -3,363 |
| 590230RM2 HTM | CITY OF MERRILL WISCONSIN GENERAL OBLIGATION BOND | 1.350 10/01/2023 *c | 200 | 12/30/19 | 1.35 NR | 1.35 A- | 1.42 005 | 99.75 ssnice | 199,508 2 | 200,000 -492 |
| 31394LMW9 AFS | FREDDIE MAC CMO SERIES 2 CLASS MB | 4.500 11/15/2023 *c | 80 | 12/30/19 | 1.79 | 3.59 | 2.48 | 102.67 ssnice | 82,115 2 | 82,601 -486 |
| 3137BYMP2 AFS | FREDDIE MAC CMO SERIES K CLASS A1 | 2.197 11/25/2023 *c | 632 | 12/30/19 | 2.34 | 2.31 | 1.81 | 100.89 ssnice | 637,159 2 | 628,770 8,389 |
| 38141EB81 AFS | GOLDMAN SACHS GROUP INC CORPORATE MEDIUM TERM | 3.514V 11/29/2023 *c | 900 | 12/30/19 | 1.73 Baa1 | 3.40 BBB+ | 2.58 | 103.53 ssnice | 931,791 2 | 903,500 28,290 |
| 31418A6Z6 AFS | FANNIE MAE POOL #MA1787 | 2.500 02/01/2024 *c | 1,080 | 12/31/19 | 1.82 | 2.27 | 1.90 | 100.89 ssnice | 1,089,246 2 | 1,089,196 50 |
| 87165ELR6 AFS | SYNCHRONY BANK CERTIFICATE OF DEPOSIT | 2.500 02/20/2024 *c | 245 | 12/30/19 | 2.50 | 2.50 | 1.86 | 102.56 ssnice | 251,278 2 | 245,000 6,278 |
| 976622JE1 AFS | WISCONSIN DELLS WISCONSI GENERAL OBLIGATION REFU | 1.600 03/01/2024 *c | 300 | 12/30/19 | 1.89 NR | 1.89 NR | 1.40 007 | 100.80 ssnice | 302,400 2 | 296,506 5,894 |
| 36241K4V7 AFS | GINNIE MAE POOL #782636 | 4.000 04/15/2024 *c | 86 | 12/30/19 | 2.96 | 4.00 | 1.35 | 104.21 ssnice | 89,199 2 | 85,597 3,603 |
| 12946RBB7 HTM | CALEDONIA WISCONSIN REV WATER & SEWER SYSTEM BO | 2.000 05/01/2024 *c | 110 | 12/30/19 | 2.01 A1 | 2.01 NR | 1.45 009 | 102.29 ssnice | 112,519 2 | 109,940 2,579 |
| 223223CR7 AFS | COVINGTON INDIANA REVENUE MULTI SCHOOL | 2.650 07/15/2024 ST AID *c | 300 | 12/30/19 C 100.000000 | 2.55 NR | 2.55 AA+ | 1.64 009 | 102.02 ssnice | 306,072 2 | 300,575 5,497 |
| 9128283V0 AFS | US TREASURY NOTE | 2.500 01/31/2025 *c | 500 | | 2.29 | 2.29 | | 100.99 Book Value | 504,948 3 | 504,948 0 |
| 31418NYE4 AFS | FANNIE MAE POOL #AD1608 | 4.000 02/01/2025 *c | 336 | 12/30/19 | 1.34 | 3.16 | 1.38 | 104.28 ssnice | 350,489 2 | 349,347 1,142 |
| 256317DW5 AFS | DODGE CITY KANSAS CERTIFICATE OF PARTICIPAT | 2.400 04/15/2025 *c | 125 | 12/30/19 C 100.000000 | 1.57 NR | 1.57 A+ | 1.74 | 100.84 ssnice | 126,054 2 | 126,318 -265 |
| 3138LABT5 AFS | FANNIE MAE DUS POOL #AM9 | 3.050 06/01/2025 *c | 1,043 | 12/30/19 | 1.44 | 2.16 | 2.47 | 102.86 ssnice | 1,073,274 2 | 1,090,914 -17,640 |



Holdings and Pricing Report

SAMPLE PORTFOLIO
CITY, WI

InTrader (holdprice)

Last: 11/30/2019

As-of: 12/31/2019

1999 199999

| Cusip Intent | Description | Rate (V) Maturity Ins Reg | Par/Shares (000) | Date Priced | Yield Moody | BkYld S&P | MktYld RTG | Price Source | Fair Value Level | Book Value | Gain/Loss |
|------------------|---|---------------------------------|------------------|---|----------------|--------------|---------------|----------------------|---------------------|------------|-----------|
| 31294MCU3 AFS | FREDDIE MAC GOLD POOL #E | 4.0009/01/2025 *c | 108 | 12/30/19 | 1.28 | 3.39 | 1.80 | 104.35 ssnice | 112,648 2 | 111,316 | 1,332 |
| 866398FG0 AFS | SUMNER COUNTY KANSAS GENERAL OBLIGATION SCHO | 3.2509/01/2025 *c | 250 | 12/30/19C Contin c 09/01/21 100.000000 | 3.25 NR | 3.25 A | 1.31 005 | 103.19 ssnice | 257,980 2 | 250,000 | 7,980 |
| 949544MQ0 HTM | WELLINGTON KANSAS GENERAL OBLIGATION BOND | 3.2009/01/2025 *c | 155 | 12/30/19 Contin c 09/01/21 100.000000 | 3.22 NR | 3.22 A+ | 1.32 005 | 103.10 ssnice | 159,797 2 | 154,872 | 4,925 |
| 31419AYS0 AFS | FANNIE MAE POOL #AE0720 | 3.5001/01/2026 *c | 1,198 | 12/30/19 | 1.83 | 2.84 | 1.80 | 103.63 ssnice | 1,241,238 2 | 1,240,999 | 239 |
| 980694CG6 AFS | VILLAGE OF WOODVILLE WI TAXABLE GENERAL OBLIGATI | 4.0003/01/2026 *c | 115 | 12/30/19 Contin c 03/01/21 100.000000 | 4.00 NR | 4.00 NR | 3.47 019 | 100.60 ssnice | 115,691 2 | 114,998 | 693 |
| 3134G94U8 AFS | FREDDIE MAC MEDIUM TERM NOTE | 2.0008/24/2026 *c | 750 | 12/30/19 Recur c 02/24/20 100.000000 | 2.90 Aaa | 2.90 AA+ | 2.23 | 98.58 ssnice | 739,384 2 | 709,672 | 29,712 |
| 3136A2EW9 AFS | FANNIE MAE CMO SERIES 201 CLASS FA MONTHLY RESET | 2.042V 11/25/2026 *c | 110 | 12/30/19 | 0.45 | 2.05 | 1.94 | 100.26 ssnice | 110,431 2 | 110,074 | 357 |
| 912828V98 AFS | US TREASURY NOTE | 2.2502/15/2027 *c | 500 | | 2.17 | 2.17 | | 100.50 Book Value | 502,489 3 | 502,489 | 0 |
| 38378ER62 AFS | GINNIE MAE CMO SERIES 201 CLASS AB | 1.5004/20/2027 *c | 138 | 12/30/19 | 1.37 | 1.45 | 2.13 | 98.52 ssnice | 136,155 2 | 138,726 | -2,571 |
| 3128Q0FZ5 AFS | FREDDIE MAC POOL #J19184 | 2.5005/01/2027 *c | 1,045 | 12/30/19 | 1.91 | 2.30 | 2.01 | 101.37 ssnice | 1,059,741 2 | 1,059,721 | 20 |
| 003392HY6 AFS | ABILENE KANSAS GENERAL OBLIGATION BOND | 4.3009/01/2027 *c | 100 | 12/30/19C Called x 09/01/20 100.000000 | 1.89 NR | 1.89 NR | 1.13 005 | 102.11 ssnice | 102,107 2 | 101,588 | 519 |
| 48128LCK3 HTM | JP MORGAN CHASE BANK NA CERTIFICATE DEPOSIT | 3.000V 10/16/2027 *c | 248 | 12/30/19C Recur c 04/16/20 100.000000 | 3.00 | 3.00 | 2.94 | 100.40 ssnice | 249,003 2 | 248,000 | 1,003 |
| 069467GR3 HTM | BARTON COUNTY KANSAS CERTIFICATE OF PARTICIPAT | 3.0002/01/2028 *c | 250 | 12/30/19C Contin c 02/01/22 100.000000 | 1.80 NR | 1.80 A+ | 2.04 | 101.95 ssnice | 254,875 2 | 256,091 | -1,216 |
| 822516L57 AFS | SHELDON TEXAS ZERO COUP GENERAL OBLIGATION SCHO PSFGTD | 3.5002/15/2028 *c | 470 | 12/30/19 | 3.50 Aaa | 3.50 NR | 1.74 001 | 86.87 ssnice | 408,284 2 | 354,570 | 53,714 |
| 3136ATX33 AFS | FANNIE MAE ACES CMO SERI 2016-M10 CLASS FA MO RESE | 2.406V 08/25/2028 *c | 945 | 12/30/19 | 1.39 | 2.41 | 2.37 | 100.52 ssnice | 950,410 2 | 945,495 | 4,915 |
| 3138W9RK8 AFS | FANNIE MAE POOL #AS0489 | 2.5009/01/2028 *c | 163 | 12/30/19 | 2.43 | 2.49 | 2.07 | 101.32 ssnice | 164,858 2 | 162,842 | 2,016 |
| 3136G35N1 AFS | FANNIE MAE | 2.2509/21/2028 *c | 500 | 12/30/19 Recur c 03/21/20 100.000000 | 2.99 Aaa | 2.99 AA+ | 2.39 | 98.94 ssnice | 494,720 2 | 471,856 | 22,864 |
| 2131838N9 AFS | COOK COUNTY ILLINOIS GENERAL OBLIGATION SERIE | 4.62511/15/2028 AMBAC *c | 500 | 12/30/19 Contin c 01/30/20 100.000000 | 3.20 A1 | 4.63 NR | 4.54 003 | 100.00 ssnice | 500,000 2 | 500,000 | 0 |
| 472904P21 AFS | JEFFERSON COUNTY KENTU TAXABLE REVENUE SCHOOL | 5.12511/01/2029 SEEK *c | 400 | 12/30/19C Contin c 11/01/20 100.000000 | 4.53 Aa3 | 4.54 AA- | 2.06 021 | 102.52 ssnice | 410,084 2 | 401,905 | 8,179 |



Holdings and Pricing Report

SAMPLE PORTFOLIO
CITY, WI

InTrader (holdprice)

Last: 11/30/2019

As-of: 12/31/2019

1999 199999

| Cusip Intent | Description | Rate (V) Maturity Ins Reg | Par/Shares (000) | Date Priced | Yield Moody | BkYld S&P | MktYld RTG | Price Source | Fair Value Level | Book Value Gain/Loss |
|------------------|---|------------------------------|------------------|----------------|----------------|--------------|---------------|------------------|---------------------|-------------------------|
| 83162CTN3 AFS | SMALL BUSINESS ADMINISTR SERIES 2010-20I CLASS 1 | 3.210 09/01/2030 *c | 402 | 12/30/19 | 2.66 | 2.73 | 2.93 | 102.52 ssnice | 412,540 2 | 420,261 -7,721 |
| 38373VY46 AFS | GINNIE MAE CMO SERIES 200 CLASS FA MONTHLY RESET | 2.220V 11/16/2032 *c | 18 | 12/30/19 | 0.59 | 2.19 | 2.00 | 100.28 ssnice | 18,347 2 | 18,352 -5 |
| 38373VY46 AFS | GINNIE MAE CMO SERIES 200 CLASS FA MONTHLY RESET | 2.220V 11/16/2032 *c | 18 | 12/30/19 | 1.69 | 2.20 | 2.00 | 100.28 ssnice | 18,347 2 | 18,334 12 |
| 94243TAZ9 HTM | WATHENA KANSAS ELECTRIC UTILITY REVENUE | 4.000 05/01/2033 *c | 100 | 12/30/19 | 4.00 | 4.00 | 2.99 | 100.07 ssnice | 100,072 2 | 100,000 72 |
| 31394CGV8 AFS | FANNIE MAE CMO SERIES 200 CLASS FM MONTHLY RESET | 2.192V 03/25/2035 BE | 87 | 12/30/19 | 3.61 | 2.19 | 2.23 | 99.89 ssnice | 87,157 2 | 87,253 -96 |
| 646720LA8 AFS | NEW LONDON WISCONSIN RE SEWERAGE WATER & ELECT | 3.000 12/01/2037 AGM *c | 495 | 12/30/19 | 2.83 | 2.83 | 2.56 | 103.11 ssnice | 510,404 2 | 500,853 9,552 |
| 3138EKZN8 HTM | FANNIE MAE POOL #AL3448 A MONTHLY RESET | 4.514V 04/01/2038 *c | 161 | 12/30/19 | 2.29 | 4.02 | 2.44 | 105.22 ssnice | 169,718 2 | 171,558 -1,840 |
| 36225EQ47 AFS | GINNIE MAE II POOL #82274 A ANNUAL RESET | 4.000V 01/20/2039 *c | 106 | 12/30/19 | 0.33 | 3.75 | 2.17 | 103.69 ssnice | 109,773 2 | 108,832 941 |
| 38377YWD8 AFS | GINNIE MAE CMO SERIES 201 CLASS PC | 2.000 08/16/2039 *c | 344 | 12/30/19 | 1.92 | 2.00 | 2.15 | 99.73 ssnice | 343,568 2 | 344,482 -914 |
| 049721DT7 AFS | ATTALLA ALABAMA REVENUE WATER BOARD | 3.750 09/01/2039 AGM *c | 500 | 12/30/19 | 3.76 | 3.75 | 2.59 | 104.02 ssnice | 520,085 2 | 499,657 20,428 |
| 83165ARA4 AFS | SMALL BUSINESS ADMINISTR POOL #522081 | 5.250V 09/25/2039 *c | 197 | 12/30/19 | 2.65 | 0.00 | 3.14 | 107.30 ssnice | 211,174 2 | 225,719 -14,545 |
| 83165ARA4 AFS | SMALL BUSINESS ADMINISTR POOL #522081 | 5.250V 09/25/2039 *c | 197 | 12/30/19 | 2.65 | 4.12 | 3.14 | 107.30 ssnice | 211,174 2 | 221,033 -9,859 |
| 83165ARA4 AFS | SMALL BUSINESS ADMINISTR POOL #522081 | 5.250V 09/25/2039 *c | 197 | 12/30/19 | 2.65 | 4.12 | 3.14 | 107.30 ssnice | 211,174 2 | 221,033 -9,859 |
| 36179MBC3 AFS | GINNIE MAE POOL #MA0035 A ANNUAL RESET | 3.875V 04/20/2042 *c | 46 | 12/30/19 | 2.42 | 3.53 | 2.37 | 103.09 ssnice | 47,223 2 | 48,268 -1,045 |
| 38381XVN3 AFS | GINNIE MAE CMO SERIES 19-9 CLASS JC | 3.000 08/01/2049 *c | 983 | 12/31/19 | 2.82 | 2.93 | 2.61 | 101.63 ssnice | 999,292 2 | 997,749 1,543 |
| 38381XVN3 AFS | GINNIE MAE CMO SERIES 19-9 CLASS JC | 3.000 08/01/2049 *c | 1,475 | 12/31/19 | 2.82 | 2.93 | 2.61 | 101.63 ssnice | 1,498,938 2 | 1,496,623 2,315 |

Holdings and Pricing Report

SAMPLE PORTFOLIO
CITY, WI

InTrader (holdprice)

Last: 11/30/2019

As-of: 12/31/2019

1999 199999

| Cusip Intent | Description | Rate (V) Ins Reg | Maturity | Par/Shares (000) | Date Priced | Yield Moody | BkYld S&P | MktYld RTG | Price Source | Fair Value Level | Book Value Gain/Loss |
|--------------|-----------------------------------|---------------------|----------|------------------|----------------|----------------|--------------|------------------------|----------------------|---------------------|-------------------------|
| | | | | Par | Avg Pur Yld | Avg Bk Yld | Avg Mkt Yld | Fair Value Bk Value | | Gain/ Loss | |
| 16 | SECURITIES 300 EXEMPT MUNICIPALS | | | 5,270 | 2.422 | 2.557 | 1.927 | 5,289,270.45 | 5,169,627.35 | 120,174.10 | -531.00 |
| 7 | SECURITIES 320 TAXABLE MUNICIPALS | | | 1,415 | 3.876 | 4.215 | 2.587 | 1,430,533.15 | 1,416,902.79 | 14,028.36 | -398.00 |
| 8 | SECURITIES 230 GOVT AGENCIES | | | 3,743 | 2.487 | 2.648 | 2.270 | 3,778,553.39 | 3,764,193.73 | 56,344.89 | -41,985.23 |
| 10 | SECURITIES 500 CERTIF OF DEPOSIT | | | 2,321 | 2.341 | 2.341 | 1.891 | 2,354,006.42 | 2,319,656.05 | 35,697.29 | -1,346.92 |
| 3 | SECURITIES 100 GOVT TREASURIES | | | 1,500 | 2.087 | 2.087 | 0.552 | 1,511,656.09 | 1,510,906.13 | 749.96 | 0.00 |
| 14 | SECURITIES 220 GOVT CMO/REMIC | | | 9,919 | 2.308 | 2.499 | 2.216 | 10,030,678.61 | 9,999,475.04 | 35,275.67 | -4,072.10 |
| 12 | SECURITIES 200 GOVT ABS/MBS | | | 5,663 | 1.740 | 2.555 | 2.027 | 5,796,297.88 | 5,810,842.58 | 9,342.74 | -23,887.44 |
| 1 | SECURITIES 420 CORPORATE ISSUES | | | 900 | 1.728 | 3.402 | 2.575 | 931,790.70 | 903,500.24 | 28,290.46 | 0.00 |
| 2 | SECURITIES 311 EX MUNI LEASE/COP | | | 375 | 1.725 | 1.725 | 1.939 | 380,928.75 | 382,409.47 | 0.00 | -1,480.72 |
| 73 | SECURITIES GRAND TOTALS | | | 31,106 | 2.285 | 2.600 | 2.059 | 31,503,715.44 | 31,277,513.38 | 299,903.47 | -73,701.41 |

**** FAIR VALUES ARE APPROXIMATE AND DO NOT CONSTITUTE ACTUAL BIDS ****

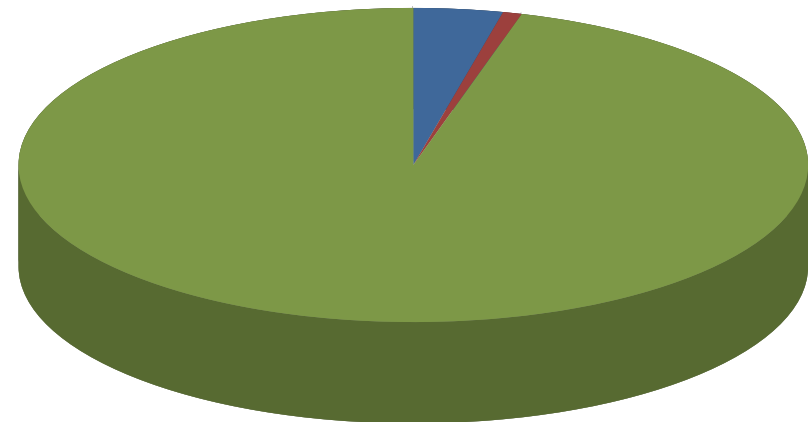
This page intentionally left blank

Investment Portfolio Pledged Securities

SAMPLE PORTFOLIO
CITY, WI

InTrader (pledged)
Last : 11/30/2019
As-of: 12/31/2019
1999 199999

| Pledge | # Of | % Of | Market |
|---------------------------------------|-------------|-------------|---------------|
| 0039 - *CUSTOMER REPURCHASE AGREEMENT | 2 | 03.7 | 1,150,102 |
| 1234 - *CLINTON COMMUNITY SCHOOL DIST | 1 | 00.8 | 244,598 |
| NA - Total Positions Unpledged | 70 | 95.6 | 30,109,015 |
| | 73 | | 31,503,715 |



● 0039 ● 1234 ● NA

Investment Portfolio Pledged Securities

SAMPLE PORTFOLIO
CITY, WI

InTrader (pledged)

Last : 11/30/2019

As-of: 12/31/2019

1999 199999

PLEGDED TOTALS

| Pledged Totals | Original Face | Par/Current Face | Market Value | Book Value |
|-----------------------|----------------------|-------------------------|---------------------|---------------------|
| Muni's Under 2 Years | .00 | .00 | .00 | .00 |
| Muni's Over 2 Years | 150,000.00 | 150,000.00 | 150,000.00 | 150,000.00 |
| Governments | .00 | .00 | .00 | .00 |
| Others | 1,245,000.00 | 1,245,000.00 | 1,244,700.45 | 1,242,887.39 |
| Total Pledged | 3 | 1,395,000.00 | 1,394,700.45 | 1,392,887.39 |

Investment Portfolio Pledged Securities

SAMPLE PORTFOLIO
CITY, WI

InTrader (pledged)
Last : 11/30/2019
As-of: 12/31/2019
1999 199999

| Sec ID | Security Description Line 1 | Safekeeping Agent | Original Face S & P | Priced | Book Value | | | | |
|--|-----------------------------|-----------------------------|--------------------------------|-----------------------------------|------------|-----------------------------|------------|---------------------------|--------------|
| Loc | Ticket | Security Description Line 2 | Rate | Maturity | Grp | Par/Curr Face Moody | Pledged | Market Value | |
| PLEDGED TO: 0039 *CUSTOMER REPURCHASE AGREEMENT | | | | | | | | | |
| 3136G1H28 | FANNIE MAE | BANKERS' BANK | 1,000,000.00 | AA+ | | | 12/30/2019 | 997,887.39 | |
| BBW | 160033762 | | 1.7 | 09/28/2020 | 230 | 1,000,000.00 | Aaa | 11/28/2017 | 1,000,102.00 |
| 675634JS9 | OCONOMOWOC WISCONSIN | BANKERS' BANK | 150,000.00 | NR | | | 12/30/2019 | 150,000.00 | |
| BBW | 160020842 | TAXABLE GENERAL OBLIGATION | 5.625 | 04/01/2022 | 320 | 150,000.00 | Aa2 | 05/21/2019 | 150,000.00 |
| TOTAL FOR PLEDGE ID 0039 | | | | | | | | | |
| | | Pledged: 2 | Orig Face: 1,150,000.00 | Current Face: 1,150,000.00 | | Market: 1,150,102.00 | | Book: 1,147,887.39 | |



Investment Portfolio Pledged Securities

SAMPLE PORTFOLIO
CITY, WI

InTrader (pledged)
Last : 11/30/2019
As-of: 12/31/2019
1999 199999

| Sec ID | Security Description Line 1 | Safekeeping Agent | Original Face S & P | Priced | Book Value | | | |
|--|-----------------------------|-----------------------------|------------------------------|---------------------------------|------------|---------------------------|-------------------------|--------------|
| Loc | Ticket | Security Description Line 2 | Rate | Maturity | Grp | Par/Curr Face Moody | Pledged | Market Value |
| PLEGDED TO: 1234 *CLINTON COMMUNITY SCHOOL DIST | | | | | | | | |
| 949763AM8 | WELLS FARGO BANK NA | BANKERS' BANK | 245,000.00 | 12/30/2019 | | | | 245,000.00 |
| BBW | 159004238 | CERTIFICATE OF DEPOSIT | 1.6 | 08/31/2021 | 500 | 245,000.00 | 10/04/2018 | 244,598.45 |
| TOTAL FOR PLEDGE ID 1234 | | | | | | | | |
| Pledged: 1 | | | Orig Face: 245,000.00 | Current Face: 245,000.00 | | Market: 244,598.45 | Book: 245,000.00 | |



Investment Portfolio Un-Pledged PositionsSAMPLE PORTFOLIO
CITY, WI

InTrader (pledged)

Last : 11/30/2019

As-of: 12/31/2019

1999 199999

POSITIONS UNPLEDGED TOTALS

| Positions Unpledged Totals | Original Face | Par/Current Face | Market Value | Book Value |
|-----------------------------------|----------------------|-------------------------|----------------------|----------------------|
| Muni's Under 2 Years | 1,890,000.00 | 1,890,000.00 | 1,904,379.00 | 1,898,124.72 |
| Muni's Over 2 Years | 5,020,000.00 | 5,020,000.00 | 5,046,353.35 | 4,920,814.89 |
| Governments | 1,500,000.00 | 1,500,000.00 | 1,511,656.09 | 1,510,906.13 |
| Others | 71,165,153.00 | 21,301,324.09 | 21,646,626.55 | 21,554,780.25 |
| Total Positions Unpledged | 79,575,153.00 | 29,711,324.09 | 30,109,014.99 | 29,884,625.99 |
| Total Used As Collateral: | .00 | | | |

Investment Portfolio Un-Pledged Positions

SAMPLE PORTFOLIO
CITY, WI

InTrader (pledged)
Last : 11/30/2019
As-of: 12/31/2019
1999 199999

| Sec ID Loc | Ticket | Security Description Line 1 Security Description Line 2 | Safekeeping Agent Rate | Maturity | Grp | Original Face S & P Par/Curr Face Moody | Priced Pledged | Book Value Market Value |
|---------------|-----------|--|---------------------------|------------|-----|--|-------------------|----------------------------|
| 9128283V0 | | US TREASURY NOTE | BANKERS' BANK | | | 500,000.00 | | 504,947.63 |
| BBW | 198063341 | | 2.5 | 01/31/2025 | 100 | 500,000.00 | | 504,947.63 |
| 9128285S5 | | US TREASURY NOTE | BANKERS' BANK | | | 500,000.00 | 12/30/2019 | 503,469.04 |
| BBW | 198063340 | | 2.5 | 12/31/2020 | 100 | 500,000.00 | | 504,219.00 |
| 912828V98 | | US TREASURY NOTE | BANKERS' BANK | | | 500,000.00 | | 502,489.46 |
| BBW | 198063342 | | 2.25 | 02/15/2027 | 100 | 500,000.00 | | 502,489.46 |
| 3128Q0FZ5 | | FREDDIE MAC POOL #J19184 | BANKERS' BANK | | | 4,000,000.00 | 12/30/2019 | 1,059,720.93 |
| BBW | 198063345 | | 2.5 | 05/01/2027 | 200 | 1,045,373.40 | | 1,059,740.89 |
| 31294MCU3 | | FREDDIE MAC GOLD POOL #E02783 | BANKERS' BANK | | | 2,150,000.00 | 12/30/2019 | 111,316.29 |
| BBW | 160031234 | | 4 | 09/01/2025 | 200 | 107,950.40 | | 112,648.41 |
| 3138EKZN8 | | FANNIE MAE POOL #AL3448 ARM | BANKERS' BANK | | | 750,000.00 | 12/30/2019 | 171,557.95 |
| BBW | 160034395 | MONTHLY RESET | 4.514 | 04/01/2038 | 200 | 161,293.76 | | 169,717.95 |
| 3138LABT5 | | FANNIE MAE DUS POOL #AM9049 | FEDERAL RESERVE BANK | | | 1,125,000.00 | 12/30/2019 | 1,090,913.67 |
| FED | 160052181 | | 3.05 | 06/01/2025 | 200 | 1,043,385.18 | | 1,073,274.05 |
| 3138W9RK8 | | FANNIE MAE POOL #AS0489 | BANKERS' BANK | | | 475,000.00 | 12/30/2019 | 162,841.53 |
| BBW | 160037654 | | 2.5 | 09/01/2028 | 200 | 162,710.14 | | 164,857.63 |
| 31418A6Z6 | | FANNIE MAE POOL #MA1787 | BANKERS' BANK | | | 5,500,000.00 | 12/31/2019 | 1,089,196.13 |
| BBW | 198063343 | | 2.5 | 02/01/2024 | 200 | 1,079,588.79 | | 1,089,246.01 |
| 31418AXP8 | | FANNIE MAE POOL #MA1585 | BANKERS' BANK | | | 1,500,000.00 | 12/30/2019 | 292,253.92 |
| BBW | 160035778 | | 2 | 09/01/2023 | 200 | 291,935.16 | | 288,891.28 |
| 31418NYE4 | | FANNIE MAE POOL #AD1608 | BANKERS' BANK | | | 8,800,000.00 | 12/30/2019 | 349,346.75 |
| BBW | 160043799 | | 4 | 02/01/2025 | 200 | 336,103.59 | | 350,488.83 |
| 31419AYS0 | | FANNIE MAE POOL #AE0720 | BANKERS' BANK | | | 10,000,000.00 | 12/30/2019 | 1,240,998.96 |
| BBW | 198063344 | | 3.5 | 01/01/2026 | 200 | 1,197,712.10 | | 1,241,237.78 |
| 36179MBC3 | | GINNIE MAE POOL #MA0035 ARM | BANKERS' BANK | | | 500,000.00 | 12/30/2019 | 48,267.95 |
| BBW | 160031373 | ANNUAL RESET | 3.875 | 04/20/2042 | 200 | 45,805.61 | | 47,222.77 |
| 36225EQ47 | | GINNIE MAE II POOL #82274 ARM | BANKERS' BANK | | | 2,000,000.00 | 12/30/2019 | 108,831.94 |
| BBW | 160052182 | ANNUAL RESET | 4 | 01/20/2039 | 200 | 105,861.54 | | 109,772.90 |
| 36241K4V7 | | GINNIE MAE POOL #782636 | BANKERS' BANK | | | 2,000,000.00 | 12/30/2019 | 85,596.56 |
| BBW | 159002553 | | 4 | 04/15/2024 | 200 | 85,596.56 | | 89,199.38 |
| 3136A2EW9 | | FANNIE MAE CMO SERIES 2011-113 | BANKERS' BANK | | | 700,000.00 | 12/30/2019 | 110,074.22 |
| BBW | 160037186 | CLASS FA MONTHLY RESET | 2.042 | 11/25/2026 | 220 | 110,150.29 | | 110,431.35 |
| 3136A87J3 | | FANNIE MAE CMO SERIES 2012-M15 | BANKERS' BANK | | | 500,000.00 | 12/31/2019 | 152,322.75 |
| BBW | 160046356 | CLASS A MONTHLY RESET | 2.582 | 10/25/2022 | 220 | 151,028.38 | | 152,838.14 |
| 3136ARQ76 | | FANNIE MAE ACES CMO 2016-M5 | BANKERS' BANK | | | 2,000,000.00 | 12/30/2019 | 274,007.03 |
| BBW | 160046357 | CLASS FA MONTHLY RESET | 2.566 | 04/25/2023 | 220 | 273,617.00 | | 274,194.58 |
| 3136ATX33 | | FANNIE MAE ACES CMO SERIES | BANKERS' BANK | | | 1,000,000.00 | 12/30/2019 | 945,495.25 |
| BBW | 159004261 | 2016-M10 CLASS FA MO RESET | 2.4056 | 08/25/2028 | 220 | 945,495.25 | | 950,409.75 |
| 3137AME60 | | FREDDIE MAC CMO SERIES K017 | BANKERS' BANK | | | 5,000,000.00 | 12/31/2019 | 4,704,686.20 |
| BBW | 160052186 | CLASS A2 | 2.873 | 12/01/2021 | 220 | 4,662,748.80 | | 4,721,727.91 |



Investment Portfolio Un-Pledged Positions

SAMPLE PORTFOLIO
CITY, WI

InTrader (pledged)
Last : 11/30/2019
As-of: 12/31/2019
1999 199999

| Sec ID | Security Description Line 1 | Safekeeping Agent | Original Face S & P | Priced | Book Value | | | |
|-----------|-----------------------------|--------------------------------|----------------------|------------|------------|---------------------|------------|--------------|
| Loc | Ticket | Security Description Line 2 | Rate | Maturity | Grp | Par/Curr Face Moody | Pledged | Market Value |
| 3137BYMP2 | | FREDDIE MAC CMO SERIES KJ14 | BANKERS' BANK | | | 2,500,000.00 | 12/30/2019 | 628,769.97 |
| BBW | 164021598 | CLASS A1 | 2.197 | 11/25/2023 | 220 | 631,522.78 | | 637,158.55 |
| 31394CGV8 | | FANNIE MAE CMO SERIES 2005-13 | BANKERS' BANK | | | 4,289,153.00 | 12/30/2019 | 87,253.21 |
| BBW | 159000664 | CLASS FM MONTHLY RESET | 2.192 | 03/25/2035 | 220 | 87,253.21 | | 87,156.78 |
| 31394LMW9 | | FREDDIE MAC CMO SERIES 2712 | BANKERS' BANK | | | 1,250,000.00 | 12/30/2019 | 82,600.63 |
| BBW | 160031370 | CLASS MB | 4.5 | 11/15/2023 | 220 | 79,979.91 | | 82,114.98 |
| 38373VY46 | | GINNIE MAE CMO SERIES 2002-77 | BANKERS' BANK | | | 1,000,000.00 | 12/30/2019 | 18,351.98 |
| BBW | 160029753 | CLASS FA MONTHLY RESET | 2.21975 | 11/16/2032 | 220 | 18,294.89 | | 18,346.53 |
| 38373VY46 | | GINNIE MAE CMO SERIES 2002-77 | BANKERS' BANK | | | 1,000,000.00 | 12/30/2019 | 18,334.14 |
| BBW | 198051872 | CLASS FA MONTHLY RESET | 2.21975 | 11/16/2032 | 220 | 18,294.89 | | 18,346.53 |
| 38377YWD8 | | GINNIE MAE CMO SERIES 2011-140 | FEDERAL RESERVE BANK | | | 2,000,000.00 | 12/30/2019 | 344,481.58 |
| FED | 209001907 | CLASS PC | 2 | 08/16/2039 | 220 | 344,481.58 | | 343,567.74 |
| 38378ER62 | | GINNIE MAE CMO SERIES 2012-81 | BANKERS' BANK | | | 1,200,000.00 | 12/30/2019 | 138,725.95 |
| BBW | 160031374 | CLASS AB | 1.5 | 04/20/2027 | 220 | 138,206.89 | | 136,155.22 |
| 38381XVN3 | | GINNIE MAE CMO SERIES 19-99 | BANKERS' BANK | | | 1,000,000.00 | 12/31/2019 | 997,748.85 |
| BBW | 198061575 | CLASS JC | 3 | 08/01/2049 | 220 | 983,243.52 | | 999,292.22 |
| 38381XVN3 | | GINNIE MAE CMO SERIES 19-99 | BANKERS' BANK | | | 1,500,000.00 | 12/31/2019 | 1,496,623.28 |
| BBW | 198061576 | CLASS JC | 3 | 08/01/2049 | 220 | 1,474,865.28 | | 1,498,938.33 |
| 3133EGAH8 | | FEDERAL FARM CREDIT BANK | BANKERS' BANK | | | 500,000.00 AA+ | 12/30/2019 | 496,732.76 |
| BBW | 160052190 | | 1.55 | 05/17/2021 | 230 | 500,000.00 Aaa | | 498,287.50 |
| 3134G94U8 | | FREDDIE MAC | BANKERS' BANK | | | 750,000.00 AA+ | 12/30/2019 | 709,671.98 |
| BBW | 160052192 | MEDIUM TERM NOTE | 2 | 08/24/2026 | 230 | 750,000.00 Aaa | | 739,383.75 |
| 3136G35N1 | | FANNIE MAE | BANKERS' BANK | | | 500,000.00 AA+ | 12/30/2019 | 471,855.73 |
| BBW | 160052191 | | 2.25 | 09/21/2028 | 230 | 500,000.00 Aaa | | 494,719.50 |
| 83162CTN3 | | SMALL BUSINESS ADMINISTRATION | BANKERS' BANK | | | 1,200,000.00 | 12/30/2019 | 420,261.41 |
| BBW | 160052382 | SERIES 2010-20I CLASS 1 | 3.21 | 09/01/2030 | 230 | 402,383.46 | | 412,540.02 |
| 83165ARA4 | | SMALL BUSINESS ADMINISTRATION | BB CUSTOMER DTC | | | 500,000.00 | 12/30/2019 | 225,718.58 |
| 03B | 198011705 | POOL #522081 | 5.25 | 09/25/2039 | 230 | 196,813.91 | | 211,173.54 |
| 83165ARA4 | | SMALL BUSINESS ADMINISTRATION | BB CUSTOMER DTC | | | 500,000.00 | 12/30/2019 | 221,032.94 |
| 03B | 198011706 | POOL #522081 | 5.25 | 09/25/2039 | 230 | 196,813.91 | | 211,173.54 |
| 83165ARA4 | | SMALL BUSINESS ADMINISTRATION | BB CUSTOMER DTC | | | 500,000.00 | 12/30/2019 | 221,032.94 |
| 03B | 198011707 | POOL #522081 | 5.25 | 09/25/2039 | 230 | 196,813.91 | | 211,173.54 |
| 003392HY6 | | ABILENE KANSAS | BANKERS' BANK | | | 100,000.00 NR | 12/30/2019 | 101,587.69 |
| BBW | 160045147 | GENERAL OBLIGATION BOND | 4.3 | 09/01/2027 | 300 | 100,000.00 NR | | 102,107.00 |
| 022029KT8 | | CITY OF ALTOONA WISCONSIN | BANKERS' BANK | | | 500,000.00 AA- | 12/30/2019 | 502,941.26 |
| BBW | 160052195 | GENERAL OBLIGATION | 1.75 | 12/01/2022 | 300 | 500,000.00 NR | | 505,940.00 |
| 045141TQ1 | | ASHWAUBENON WISCONSIN | BANKERS' BANK | | | 840,000.00 NR | 12/30/2019 | 848,124.72 |
| BBW | 160052194 | GENERAL OBLIGATION | 2 | 06/01/2021 | 300 | 840,000.00 Aa2 | | 849,660.00 |
| 049721DT7 | | ATTALLA ALABAMA | BANKERS' BANK | | | 500,000.00 AA | 12/30/2019 | 499,657.27 |
| BBW | 160044193 | REVENUE WATER BOARD | 3.75 | 09/01/2039 | 300 | 500,000.00 NR | | 520,085.00 |



Investment Portfolio Un-Pledged Positions

SAMPLE PORTFOLIO
CITY, WI

InTrader (pledged)
Last : 11/30/2019
As-of: 12/31/2019
1999 199999

| Sec ID | Security Description Line 1 | Safekeeping Agent | Original Face S & P | Priced | Book Value | | | |
|-----------|-----------------------------|-------------------------------|---------------------|------------|------------|---------------------|------------|--------------|
| Loc | Ticket | Security Description Line 2 | Rate | Maturity | Grp | Par/Curr Face Moody | Pledged | Market Value |
| 12946RBB7 | | CALEDONIA WISCONSIN REVENUE | BANKERS' BANK | | | 110,000.00 NR | 12/30/2019 | 109,940.37 |
| BBW | 160052198 | WATER & SEWER SYSTEM BOND | 2 | 05/01/2024 | 300 | 110,000.00 A1 | | 112,519.00 |
| 2131838N9 | | COOK COUNTY ILLINOIS | BANKERS' BANK | | | 500,000.00 NR | 12/30/2019 | 500,000.00 |
| BBW | 160028663 | GENERAL OBLIGATION SERIES A | 4.625 | 11/15/2028 | 300 | 500,000.00 A1 | | 500,000.00 |
| 223223CR7 | | COVINGTON INDIANA | BANKERS' BANK | | | 300,000.00 AA+ | 12/30/2019 | 300,574.76 |
| BBW | 160033772 | REVENUE MULTI SCHOOL | 2.65 | 07/15/2024 | 300 | 300,000.00 NR | | 306,072.00 |
| 590230RM2 | | CITY OF MERRILL WISCONSIN | BANKERS' BANK | | | 200,000.00 A- | 12/30/2019 | 200,000.00 |
| BBW | 160052196 | GENERAL OBLIGATION BOND | 1.35 | 10/01/2023 | 300 | 200,000.00 NR | | 199,508.00 |
| 625056AD8 | | TOWN OF MUKWONAGO WI | BANKERS' BANK | | | 300,000.00 NR | 12/30/2019 | 300,000.00 |
| BBW | 160052193 | GENERAL OBLIGATION | 1.15 | 02/01/2020 | 300 | 300,000.00 NR | | 299,961.00 |
| 646720LA8 | | NEW LONDON WISCONSIN REVENUE | BANKERS' BANK | | | 495,000.00 AA | 12/30/2019 | 500,852.57 |
| BBW | 160058527 | SEWERAGE WATER & ELECTRIC | 3 | 12/01/2037 | 300 | 495,000.00 A2 | | 510,404.40 |
| 822516L57 | | SHELDON TEXAS ZERO COUPON | BANKERS' BANK | | | 470,000.00 NR | 12/30/2019 | 354,570.36 |
| BBW | 160038212 | GENERAL OBLIGATION SCHOOL | 3.5 | 02/15/2028 | 300 | 470,000.00 Aaa | | 408,284.30 |
| 866398FG0 | | SUMNER COUNTY KANSAS | BANKERS' BANK | | | 250,000.00 A | 12/30/2019 | 250,000.00 |
| BBW | 160045145 | GENERAL OBLIGATION SCHOOL | 3.25 | 09/01/2025 | 300 | 250,000.00 NR | | 257,980.00 |
| 869265YJ1 | | SUSSEX COUNTY NEW JERSEY | BANKERS' BANK | | | 150,000.00 AA+ | 12/30/2019 | 150,000.00 |
| BBW | 160052207 | GENERAL OBLIGATION COLLEGE | 2 | 03/15/2023 | 300 | 150,000.00 NR | | 154,480.50 |
| 94243TAZ9 | | WATHENA KANSAS | BANKERS' BANK | | | 100,000.00 NR | 12/30/2019 | 100,000.00 |
| BBW | 160045152 | ELECTRIC UTILITY REVENUE BOND | 4 | 05/01/2033 | 300 | 100,000.00 NR | | 100,072.00 |
| 949544MQ0 | | WELLINGTON KANSAS | BANKERS' BANK | | | 155,000.00 A+ | 12/30/2019 | 154,872.16 |
| BBW | 160045146 | GENERAL OBLIGATION BOND | 3.2 | 09/01/2025 | 300 | 155,000.00 NR | | 159,797.25 |
| 976622JE1 | | WISCONSIN DELLS WISCONSIN | BANKERS' BANK | | | 300,000.00 NR | 12/30/2019 | 296,506.19 |
| BBW | 160052197 | GENERAL OBLIGATION REFUNDING | 1.6 | 03/01/2024 | 300 | 300,000.00 NR | | 302,400.00 |
| 069467GR3 | | BARTON COUNTY KANSAS | BANKERS' BANK | | | 250,000.00 A+ | 12/30/2019 | 256,091.03 |
| BBW | 160045149 | CERTIFICATE OF PARTICIPATION | 3 | 02/01/2028 | 311 | 250,000.00 NR | | 254,875.00 |
| 256317DW5 | | DODGE CITY KANSAS | BANKERS' BANK | | | 125,000.00 A+ | 12/30/2019 | 126,318.44 |
| BBW | 160045148 | TAXABLE OF PARTICIPATION | 2.4 | 04/15/2025 | 311 | 125,000.00 NR | | 126,053.75 |
| 121709UL1 | | BURLINGTON IOWA TAXABLE | BANKERS' BANK | | | 100,000.00 NR | 12/30/2019 | 100,000.00 |
| BBW | 160045154 | GENERAL OBLIGATION CORP | 1.95 | 06/01/2020 | 320 | 100,000.00 A2 | | 99,868.00 |
| 121709UM9 | | BURLINGTON IOWA TAXABLE | BANKERS' BANK | | | 200,000.00 NR | 12/30/2019 | 200,000.00 |
| BBW | 160045155 | GENERAL OBLIGATION CORP | 2.15 | 06/01/2021 | 320 | 200,000.00 A2 | | 199,734.00 |
| 472904P21 | | JEFFERSON COUNTY KENTUCKY | BANKERS' BANK | | | 400,000.00 AA- | 12/30/2019 | 401,904.74 |
| BBW | 160045159 | TAXABLE REVENUE SCHOOL | 5.125 | 11/01/2029 | 320 | 400,000.00 Aa3 | | 410,084.00 |
| 478718D71 | | JOHNSON COUNTY KANSAS | BANKERS' BANK | | | 250,000.00 AA | 12/30/2019 | 250,000.00 |
| BBW | 160045151 | TAXABLE GENERAL OBLIGATION | 4.5 | 09/01/2021 | 320 | 250,000.00 Aa2 | | 254,740.00 |
| 563039AJ5 | | MANHATTAN KANSAS TAXABLE | BANKERS' BANK | | | 200,000.00 A- | 12/30/2019 | 200,000.00 |
| BBW | 160045150 | SALES TAX REVENUE DOWNTOWN | 5.482 | 12/01/2020 | 320 | 200,000.00 NR | | 200,416.00 |
| 980694CG6 | | VILLAGE OF WOODVILLE WI | BB CUSTOMER DTC | | | 115,000.00 NR | 12/30/2019 | 114,998.05 |
| 03B | 160055743 | TAXABLE GENERAL OBLIGATION | 4 | 03/01/2026 | 320 | 115,000.00 NR | | 115,691.15 |



Investment Portfolio Un-Pledged Positions

SAMPLE PORTFOLIO
CITY, WI

InTrader (pledged)
Last : 11/30/2019
As-of: 12/31/2019
1999 199999

| Sec ID Loc | Ticket | Security Description Line 1 Security Description Line 2 | Safekeeping Agent Rate | Maturity | Grp | Original Face S & P Par/Curr Face Moody | Priced Pledged | Book Value Market Value |
|---------------|-----------|--|----------------------------|------------|-----|--|-------------------|----------------------------|
| 38141EB81 | | GOLDMAN SACHS GROUP INC | BANKERS' BANK | | | 900,000.00 BBB+ | 12/30/2019 | 903,500.24 |
| BBW | 160039058 | CORPORATE MEDIUM TERM NOTE | 3.51375 | 11/29/2023 | 420 | 900,000.00 Baa1 | | 931,790.70 |
| 02589AAT9 | | AMERICAN EXPRESS NATIONAL BANK | SAFEKEEPING HELD BY ISSUER | | | 245,000.00 | 12/30/2019 | 245,000.00 |
| ISS | 160054570 | CERTIFICATE OF DEPOSIT | 3.3 | 07/10/2023 | 500 | 245,000.00 | | 257,272.30 |
| 061785CM1 | | BANK OF DEERFIELD | SAFEKEEPING HELD BY ISSUER | | | 250,000.00 | 12/30/2019 | 250,000.00 |
| ISS | 160038205 | CERTIFICATE OF DEPOSIT | 2.2 | 09/30/2020 | 500 | 250,000.00 | | 251,022.75 |
| 254673SJ6 | | DISCOVER BANK | BANKERS BANK | | | 245,000.00 | 12/30/2019 | 243,656.05 |
| 91B | 164023832 | CERTIFICATE OF DEPOSIT | 3.35 | 08/01/2023 | 500 | 245,000.00 | | 257,892.15 |
| 38148PBG1 | | GOLDMAN SACHS BANK | BANKERS' BANK | | | 100,000.00 NR | 12/30/2019 | 100,000.00 |
| BBW | 198030054 | CERTIFICATE OF DEPOSIT | 1.9 | 02/24/2022 | 500 | 100,000.00 NR | | 100,885.10 |
| 38148PGM3 | | GOLDMAN SACHS BANK USA | BANKERS' BANK | | | 249,000.00 | 12/30/2019 | 249,000.00 |
| BBW | 198048644 | CERTIFICATE OF DEPOSIT | 1.9 | 08/03/2023 | 500 | 249,000.00 | | 248,716.64 |
| 48128LCK3 | | JP MORGAN CHASE BANK NA | SAFEKEEPING HELD BY ISSUER | | | 248,000.00 | 12/30/2019 | 248,000.00 |
| ISS | 160059711 | CERTIFICATE DEPOSIT | 3 | 10/16/2027 | 500 | 248,000.00 | | 249,003.16 |
| 58733ACY3 | | MERCANTIL COMMERCE BANK | SAFEKEEPING HELD BY ISSUER | | | 245,000.00 | 12/30/2019 | 245,000.00 |
| ISS | 160045002 | CERTIFICATE OF DEPOSIT | 1.65 | 06/24/2021 | 500 | 245,000.00 | | 244,674.64 |
| 87165ELR6 | | SYNCHRONY BANK | BANKERS' BANK | | | 245,000.00 | 12/30/2019 | 245,000.00 |
| BBW | 198030555 | CERTIFICATE OF DEPOSIT | 2.5 | 02/20/2024 | 500 | 245,000.00 | | 251,277.88 |
| 9497486H5 | | WELLS FARGO BANK NA | BANKERS' BANK | | | 249,000.00 | 12/30/2019 | 249,000.00 |
| BBW | 198048643 | CERTIFICATE OF DEPOSIT | 1.6 | 06/30/2021 | 500 | 249,000.00 | | 248,663.35 |



This page intentionally left blank

Holdings by Location

SAMPLE PORTFOLIO
CITY, WI

InTrader (skhold)
Last: 11/30/2019
As-of: 12/31/2019
1999 199999

| Cusip Ticket | Description Rate | Maturity | Grp | Original Face Par/Curr Face | *****Put/Call***** Code | Date | Price | Rg Typ Pledge | Nxt Int Dt Nxt Int Amt | Market |
|---|---|------------|-----|--------------------------------|----------------------------|----------|-----------|------------------|---------------------------|---------|
| Safekeeping Agent: 03B BB CUSTOMER DTC | | | | | | | | | | |
| 83165ARA4 198011705 | SMALL BUSINESS ADMINISTRATION 5.2500 | 09/25/2039 | 230 | 500,000.00 196,813.91 | | | | E | 01/01/2020 861 | 211,174 |
| 83165ARA4 198011706 | SMALL BUSINESS ADMINISTRATION 5.2500 | 09/25/2039 | 230 | 500,000.00 196,813.91 | | | | E | 01/01/2020 861 | 211,174 |
| 83165ARA4 198011707 | SMALL BUSINESS ADMINISTRATION 5.2500 | 09/25/2039 | 230 | 500,000.00 196,813.91 | | | | E | 01/01/2020 861 | 211,174 |
| 980694CG6 160055743 | VILLAGE OF WOODVILLE WI 4.0000 | 03/01/2026 | 320 | 115,000.00 115,000.00 c | | 03/01/21 | 100.00000 | E | 03/01/2020 2,300 | 115,691 |



Holdings by Location

SAMPLE PORTFOLIO
CITY, WI

InTrader (skhold)
Last: 11/30/2019
As-of: 12/31/2019
1999 199999

| Cusip Ticket | Description Rate | Maturity | Grp | Original Face Par/Curr Face | *****Put/Call***** Code Date | Price | Rg Typ Pledge | Nxt Int Dt Nxt Int Amt | Market |
|--|---------------------|------------|-----|--------------------------------|---------------------------------|-------|------------------|---------------------------|---------|
| Safekeeping Agent: 91B BANKERS BANK | | | | | | | | | |
| 254673SJ6 | DISCOVER BANK | | | 245,000.00 | | | E | 02/01/2020 | |
| 164023832 | 3.3500 | 08/01/2023 | 500 | 245,000.00 | | | | 4,137 | 257,892 |



Holdings by Location

SAMPLE PORTFOLIO
CITY, WI

InTrader (skhold)
Last: 11/30/2019
As-of: 12/31/2019
1999 199999

| Cusip Ticket | Description Rate | Maturity | Grp | Original Face Par/Curr Face | *****Put/Call***** Code | Date | Price | Rg Typ Pledge | Nxt Int Dt Nxt Int Amt | Market |
|---|--|------------|-----|--------------------------------|----------------------------|----------|-----------|------------------|---------------------------|-----------|
| Safekeeping Agent: BBW BANKERS' BANK | | | | | | | | | | |
| 003392HY6 160045147 | ABILENE KANSAS 4.3000 | 09/01/2027 | 300 | 100,000.00 100,000.00 x | | 09/01/20 | 100.00000 | E | 03/01/2020 2,150 | 102,107 |
| 022029KT8 160052195 | CITY OF ALTOONA WISCONSIN 1.7500 | 12/01/2022 | 300 | 500,000.00 500,000.00 | | | | E | 06/01/2020 4,375 | 505,940 |
| 045141TQ1 160052194 | ASHWAUBENON WISCONSIN 2.0000 | 06/01/2021 | 300 | 840,000.00 840,000.00 | | | | E | 06/01/2020 8,400 | 849,660 |
| 049721DT7 160044193 | ATTALLA ALABAMA 3.7500 | 09/01/2039 | 300 | 500,000.00 500,000.00 c | | 09/01/23 | 100.00000 | E | 03/01/2020 9,375 | 520,085 |
| 069467GR3 160045149 | BARTON COUNTY KANSAS 3.0000 | 02/01/2028 | 311 | 250,000.00 250,000.00 c | | 02/01/22 | 100.00000 | E | 02/01/2020 3,750 | 254,875 |
| 121709UL1 160045154 | BURLINGTON IOWA TAXABLE 1.9500 | 06/01/2020 | 320 | 100,000.00 100,000.00 c | | 01/30/20 | 100.00000 | E | 06/01/2020 975 | 99,868 |
| 121709UM9 160045155 | BURLINGTON IOWA TAXABLE 2.1500 | 06/01/2021 | 320 | 200,000.00 200,000.00 c | | 01/30/20 | 100.00000 | E | 06/01/2020 2,150 | 199,734 |
| 12946RBB7 160052198 | CALEDONIA WISCONSIN REVENUE 2.0000 | 05/01/2024 | 300 | 110,000.00 110,000.00 | | | | E | 05/01/2020 1,100 | 112,519 |
| 2131838N9 160028663 | COOK COUNTY ILLINOIS 4.6250 | 11/15/2028 | 300 | 500,000.00 500,000.00 c | | 01/30/20 | 100.00000 | E | 05/15/2020 11,563 | 500,000 |
| 223223CR7 160033772 | COVINGTON INDIANA 2.6500 | 07/15/2024 | 300 | 300,000.00 300,000.00 c | | 01/15/22 | 100.00000 | E | 01/15/2020 3,975 | 306,072 |
| 256317DW5 160045148 | DODGE CITY KANSAS 2.4000 | 04/15/2025 | 311 | 125,000.00 125,000.00 c | | 04/15/21 | 100.00000 | E | 04/15/2020 1,500 | 126,054 |
| 3128Q0FZ5 198063345 | FREDDIE MAC POOL #J19184 2.5000 | 05/01/2027 | 200 | 4,000,000.00 1,045,373.40 | | | | E | 01/01/2020 2,178 | 1,059,741 |
| 31294MCU3 160031234 | FREDDIE MAC GOLD POOL #E02783 4.0000 | 09/01/2025 | 200 | 2,150,000.00 107,950.40 | | | | E | 01/01/2020 360 | 112,648 |
| 3133EGAH8 160052190 | FEDERAL FARM CREDIT BANK 1.5500 | 05/17/2021 | 230 | 500,000.00 500,000.00 c | | 01/06/20 | 100.00000 | E | 05/17/2020 3,875 | 498,288 |
| 3134G94U8 160052192 | FREDDIE MAC 2.0000 | 08/24/2026 | 230 | 750,000.00 750,000.00 c | | 02/24/20 | 100.00000 | E | 02/24/2020 7,500 | 739,384 |
| 3136A2EW9 160037186 | FANNIE MAE CMO SERIES 2011-113 2.0420 | 11/25/2026 | 220 | 700,000.00 110,150.29 | | | | E | 01/25/2020 187 | 110,431 |
| 3136A87J3 160046356 | FANNIE MAE CMO SERIES 2012-M15 2.5820 | 10/25/2022 | 220 | 500,000.00 151,028.38 | | | | E | 01/01/2020 325 | 152,838 |



Holdings by Location

SAMPLE PORTFOLIO
CITY, WI

InTrader (skhold)
Last: 11/30/2019
As-of: 12/31/2019
1999 199999

| Cusip Ticket | Description Rate | Maturity | Grp | Original Face Par/Curr Face | *****Put/Call***** Code | Date | Price | Rg Typ Pledge | Nxt Int Dt Nxt Int Amt | Market |
|---|---|------------|-----|--------------------------------|----------------------------|----------|-----------|------------------|---------------------------|-----------|
| Safekeeping Agent: BBW BANKERS' BANK | | | | | | | | | | |
| 3136ARQ76 160046357 | FANNIE MAE ACES CMO 2016-M5 2.5660 | 04/25/2023 | 220 | 2,000,000.00 273,617.00 | | | | E | 01/01/2020 605 | 274,195 |
| 3136ATX33 159004261 | FANNIE MAE ACES CMO SERIES 2.4056 | 08/25/2028 | 220 | 1,000,000.00 945,495.25 | | | | E | 01/25/2020 1,959 | 950,410 |
| 3136G1H28 160033762 | FANNIE MAE 1.7000 | 09/28/2020 | 230 | 1,000,000.00 1,000,000.00 | | | | E 0039 | 03/28/2020 8,500 | 1,000,102 |
| Pledge Info: 0039 | | | | 1,000,000.00 1,000,000.00 | | | | | | 1,000,102 |
| 3136G35N1 160052191 | FANNIE MAE 2.2500 | 09/21/2028 | 230 | 500,000.00 500,000.00 c | | 03/21/20 | 100.00000 | E | 03/21/2020 5,625 | 494,720 |
| 3137AME60 160052186 | FREDDIE MAC CMO SERIES K017 2.8730 | 12/01/2021 | 220 | 5,000,000.00 4,662,748.80 | | | | E | 01/01/2020 11,163 | 4,721,728 |
| 3137BYMP2 164021598 | FREDDIE MAC CMO SERIES KJ14 2.1970 | 11/25/2023 | 220 | 2,500,000.00 631,522.78 | | | | E | 01/01/2020 1,156 | 637,159 |
| 3138EKZN8 160034395 | FANNIE MAE POOL #AL3448 ARM 4.5140 | 04/01/2038 | 200 | 750,000.00 161,293.76 | | | | E | 01/01/2020 607 | 169,718 |
| 3138W9RK8 160037654 | FANNIE MAE POOL #AS0489 2.5000 | 09/01/2028 | 200 | 475,000.00 162,710.14 | | | | E | 01/01/2020 339 | 164,858 |
| 31394CGV8 159000664 | FANNIE MAE CMO SERIES 2005-13 2.1920 | 03/25/2035 | 220 | 4,289,153.00 87,253.21 | | | | E | 01/25/2020 159 | 87,157 |
| 31394LMW9 160031370 | FREDDIE MAC CMO SERIES 2712 4.5000 | 11/15/2023 | 220 | 1,250,000.00 79,979.91 | | | | E | 01/01/2020 300 | 82,115 |
| 31418A6Z6 198063343 | FANNIE MAE POOL #MA1787 2.5000 | 02/01/2024 | 200 | 5,500,000.00 1,079,588.79 | | | | E | 01/01/2020 2,249 | 1,089,246 |
| 31418AXP8 160035778 | FANNIE MAE POOL #MA1585 2.0000 | 09/01/2023 | 200 | 1,500,000.00 291,935.16 | | | | E | 01/01/2020 487 | 288,891 |
| 31418NYE4 160043799 | FANNIE MAE POOL #AD1608 4.0000 | 02/01/2025 | 200 | 8,800,000.00 336,103.59 | | | | E | 01/01/2020 1,120 | 350,489 |
| 31419AYS0 198063344 | FANNIE MAE POOL #AE0720 3.5000 | 01/01/2026 | 200 | 10,000,000.00 1,197,712.10 | | | | E | 01/01/2020 3,493 | 1,241,238 |
| 36179MBC3 160031373 | GINNIE MAE POOL #MA0035 ARM 3.8750 | 04/20/2042 | 200 | 500,000.00 45,805.61 | | | | E | 01/01/2020 148 | 47,223 |
| 36225EQ47 160052182 | GINNIE MAE II POOL #82274 ARM 4.0000 | 01/20/2039 | 200 | 2,000,000.00 105,861.54 | | | | E | 01/01/2020 353 | 109,773 |



Holdings by Location

SAMPLE PORTFOLIO
CITY, WI

InTrader (skhold)
Last: 11/30/2019
As-of: 12/31/2019
1999 199999

| Cusip Ticket | Description Rate | Maturity | Grp | Original Face Par/Curr Face | *****Put/Call***** Code | Date | Price | Rg Typ Pledge | Nxt Int Dt Nxt Int Amt | Market |
|---|-------------------------------|------------|-----|--------------------------------|----------------------------|----------|-----------|------------------|---------------------------|-----------|
| Safekeeping Agent: BBW BANKERS' BANK | | | | | | | | | | |
| 36241K4V7 | GINNIE MAE POOL #782636 | | | 2,000,000.00 | | | | E | 01/01/2020 | |
| 159002553 | 4.0000 | 04/15/2024 | 200 | 85,596.56 | | | | | 285 | 89,199 |
| 38141EB81 | GOLDMAN SACHS GROUP INC | | | 900,000.00 | | | | E | 02/28/2020 | |
| 160039058 | 3.5138 | 11/29/2023 | 420 | 900,000.00 | | | | | 7,994 | 931,791 |
| 38148PBG1 | GOLDMAN SACHS BANK | | | 100,000.00 | | | | E | 02/24/2020 | |
| 198030054 | 1.9000 | 02/24/2022 | 500 | 100,000.00 | | | | | 958 | 100,885 |
| 38148PGM3 | GOLDMAN SACHS BANK USA | | | 249,000.00 | | | | E | 02/03/2020 | |
| 198048644 | 1.9000 | 08/03/2023 | 500 | 249,000.00 | | | | | 2,385 | 248,717 |
| 38373VY46 | GINNIE MAE CMO SERIES 2002-77 | | | 1,000,000.00 | | | | E | 01/16/2020 | |
| 160029753 | 2.2198 | 11/16/2032 | 220 | 18,294.89 | | | | | 34 | 18,347 |
| 38373VY46 | GINNIE MAE CMO SERIES 2002-77 | | | 1,000,000.00 | | | | E | 01/16/2020 | |
| 198051872 | 2.2198 | 11/16/2032 | 220 | 18,294.89 | | | | | 34 | 18,347 |
| 38378ER62 | GINNIE MAE CMO SERIES 2012-81 | | | 1,200,000.00 | | | | E | 01/01/2020 | |
| 160031374 | 1.5000 | 04/20/2027 | 220 | 138,206.89 | | | | | 173 | 136,155 |
| 38381XVN3 | GINNIE MAE CMO SERIES 19-99 | | | 1,000,000.00 | | | | E | 01/01/2020 | |
| 198061575 | 3.0000 | 08/01/2049 | 220 | 983,243.52 | | | | | 2,458 | 999,292 |
| 38381XVN3 | GINNIE MAE CMO SERIES 19-99 | | | 1,500,000.00 | | | | E | 01/01/2020 | |
| 198061576 | 3.0000 | 08/01/2049 | 220 | 1,474,865.28 | | | | | 3,687 | 1,498,938 |
| 472904P21 | JEFFERSON COUNTY KENTUCKY | | | 400,000.00 | | | | E | 05/01/2020 | |
| 160045159 | 5.1250 | 11/01/2029 | 320 | 400,000.00 c | | 11/01/20 | 100.00000 | | 10,250 | 410,084 |
| 478718D71 | JOHNSON COUNTY KANSAS | | | 250,000.00 | | | | E | 03/01/2020 | |
| 160045151 | 4.5000 | 09/01/2021 | 320 | 250,000.00 c | | 09/01/20 | 100.00000 | | 5,625 | 254,740 |
| 563039AJ5 | MANHATTAN KANSAS TAXABLE | | | 200,000.00 | | | | E | 06/01/2020 | |
| 160045150 | 5.4820 | 12/01/2020 | 320 | 200,000.00 c | | 01/30/20 | 100.00000 | | 5,482 | 200,416 |
| 590230RM2 | CITY OF MERRILL WISCONSIN | | | 200,000.00 | | | | E | 04/01/2020 | |
| 160052196 | 1.3500 | 10/01/2023 | 300 | 200,000.00 | | | | | 1,350 | 199,508 |
| 625056AD8 | TOWN OF MUKWONAGO WI | | | 300,000.00 | | | | E | 02/01/2020 | |
| 160052193 | 1.1500 | 02/01/2020 | 300 | 300,000.00 | | | | | 1,725 | 299,961 |
| 646720LA8 | NEW LONDON WISCONSIN REVENUE | | | 495,000.00 | | | | E | 06/01/2020 | |
| 160058527 | 3.0000 | 12/01/2037 | 300 | 495,000.00 c | | 12/01/27 | 100.00000 | | 7,425 | 510,404 |
| 675634JS9 | OCONOMOWOC WISCONSIN | | | 150,000.00 | | | | E | 04/01/2020 | |
| 160020842 | 5.6250 | 04/01/2022 | 320 | 150,000.00 c | | 01/30/20 | 100.00000 | 0039 | 4,219 | 150,000 |
| Pledge Info: 0039 | | | | 150,000.00 | | | | | | 150,000 |
| | | | | 150,000.00 | | | | | | |



Holdings by Location

SAMPLE PORTFOLIO
CITY, WI

InTrader (skhold)
Last: 11/30/2019
As-of: 12/31/2019
1999 1999999

| Cusip Ticket | Description Rate | Maturity | Grp | Original Face Par/Curr Face | *****Put/Call***** Code | Date | Price | Rg Typ Pledge | Nxt Int Dt Nxt Int Amt | Market |
|---|---|------------|-----|--------------------------------|----------------------------|----------|-----------|------------------|---------------------------|---------|
| Safekeeping Agent: BBW BANKERS' BANK | | | | | | | | | | |
| 822516L57 160038212 | SHELDON TEXAS ZERO COUPON 3.5000 | 02/15/2028 | 300 | 470,000.00 470,000.00 | | | | E | 02/15/2028 201,968 | 408,284 |
| 83162CTN3 160052382 | SMALL BUSINESS ADMINISTRATION 3.2100 | 09/01/2030 | 230 | 1,200,000.00 402,383.46 | | | | E | 03/01/2020 6,458 | 412,540 |
| 866398FG0 160045145 | SUMNER COUNTY KANSAS 3.2500 | 09/01/2025 | 300 | 250,000.00 250,000.00 c | | 09/01/21 | 100.00000 | E | 03/01/2020 4,063 | 257,980 |
| 869265YJ1 160052207 | SUSSEX COUNTY NEW JERSEY 2.0000 | 03/15/2023 | 300 | 150,000.00 150,000.00 | | | | E | 03/15/2020 1,500 | 154,481 |
| 87165ELR6 198030555 | SYNCHRONY BANK 2.5000 | 02/20/2024 | 500 | 245,000.00 245,000.00 | | | | E | 02/17/2020 3,088 | 251,278 |
| 9128283V0 198063341 | US TREASURY NOTE 2.5000 | 01/31/2025 | 100 | 500,000.00 500,000.00 | | | | E | 01/31/2020 6,250 | 504,948 |
| 9128285S5 198063340 | US TREASURY NOTE 2.5000 | 12/31/2020 | 100 | 500,000.00 500,000.00 | | | | E | 06/30/2020 6,250 | 504,219 |
| 912828V98 198063342 | US TREASURY NOTE 2.2500 | 02/15/2027 | 100 | 500,000.00 500,000.00 | | | | E | 02/15/2020 5,625 | 502,489 |
| 94243TAZ9 160045152 | WATHENA KANSAS 4.0000 | 05/01/2033 | 300 | 100,000.00 100,000.00 c | | 01/30/20 | 100.00000 | e | 05/01/2020 2,000 | 100,072 |
| 949544MQ0 160045146 | WELLINGTON KANSAS 3.2000 | 09/01/2025 | 300 | 155,000.00 155,000.00 c | | 09/01/21 | 100.00000 | E | 03/01/2020 2,480 | 159,797 |
| 9497486H5 198048643 | WELLS FARGO BANK NA 1.6000 | 06/30/2021 | 500 | 249,000.00 249,000.00 | | | | E | 01/30/2020 338 | 248,663 |
| 949763AM8 159004238 | WELLS FARGO BANK NA 1.6000 | 08/31/2021 | 500 | 245,000.00 245,000.00 | | | | E 1234 | 01/31/2020 333 | 244,598 |
| Pledge Info: 1234 | | | | 245,000.00 245,000.00 | | | | | | 244,598 |
| 976622JE1 160052197 | WISCONSIN DELLS WISCONSIN 1.6000 | 03/01/2024 | 300 | 300,000.00 300,000.00 | | | | E | 03/01/2020 2,400 | 302,400 |



Holdings by Location

SAMPLE PORTFOLIO
CITY, WI

InTrader (skhold)
Last: 11/30/2019
As-of: 12/31/2019
1999 199999

| Cusip Ticket | Description Rate | Maturity | Grp | Original Face Par/Curr Face | *****Put/Call***** Code Date | Price | Rg Typ Pledge | Nxt Int Dt Nxt Int Amt | Market |
|--|--------------------------------|------------|-----|--------------------------------|---------------------------------|-------|------------------|---------------------------|-----------|
| Safekeeping Agent: FED FEDERAL RESERVE BANK | | | | | | | | | |
| 3138LABT5 | FANNIE MAE DUS POOL #AM9049 | | | 1,125,000.00 | | | E | 01/01/2020 | |
| 160052181 | 3.0500 | 06/01/2025 | 200 | 1,043,385.18 | | | | 2,740 | 1,073,274 |
| 38377YWD8 | GINNIE MAE CMO SERIES 2011-140 | | | 2,000,000.00 | | | E | 01/01/2020 | |
| 209001907 | 2.0000 | 08/16/2039 | 220 | 344,481.58 | | | | 574 | 343,568 |



Holdings by Location

SAMPLE PORTFOLIO
CITY, WI

InTrader (skhold)
Last: 11/30/2019
As-of: 12/31/2019
1999 199999

| Cusip Ticket | Description Rate | Maturity | Grp | Original Face Par/Curr Face | *****Put/Call***** Code | Date | Price | Rg Typ Pledge | Nxt Int Dt Nxt Int Amt | Market |
|--|--|------------|-----|--------------------------------|----------------------------|----------|-----------|------------------|---------------------------|---------|
| Safekeeping Agent: ISS SAFEKEEPING HELD BY ISSUER | | | | | | | | | | |
| 02589AAT9 160054570 | AMERICAN EXPRESS NATIONAL BANK 3.3000 | 07/10/2023 | 500 | 245,000.00 245,000.00 | | | | E | 01/10/2020 4,076 | 257,272 |
| 061785CM1 160038205 | BANK OF DEERFIELD 2.2000 | 09/30/2020 | 500 | 250,000.00 250,000.00 | | | | E | 01/30/2020 467 | 251,023 |
| 48128LCK3 160059711 | JP MORGAN CHASE BANK NA 3.0000 | 10/16/2027 | 500 | 248,000.00 248,000.00 | c | 04/16/20 | 100.00000 | E | 01/16/2020 1,875 | 249,003 |
| 58733ACY3 160045002 | MERCANTIL COMMERCE BANK 1.6500 | 06/24/2021 | 500 | 245,000.00 245,000.00 | | | | E | 06/24/2020 2,027 | 244,675 |

| Location | Items | Orig Face | Current Face | Market Value | Next Int Amt |
|--------------|-----------|----------------------|----------------------|----------------------|-------------------|
| 03B | 4 | 1,615,000.00 | 705,441.73 | 749,211.77 | 4,883.18 |
| 91B | 1 | 245,000.00 | 245,000.00 | 257,892.15 | 4,137.48 |
| BBW | 62 | 74,997,153.00 | 27,780,015.60 | 28,077,796.88 | 398,836.97 |
| FED | 2 | 3,125,000.00 | 1,387,866.76 | 1,416,841.79 | 3,314.48 |
| ISS | 4 | 988,000.00 | 988,000.00 | 1,001,972.85 | 8,444.93 |
| Total | 73 | 80,970,153.00 | 31,106,324.09 | 31,503,715.44 | 419,617.04 |

Holdings by Maturity Report

SAMPLE PORTFOLIO
CITY, WI

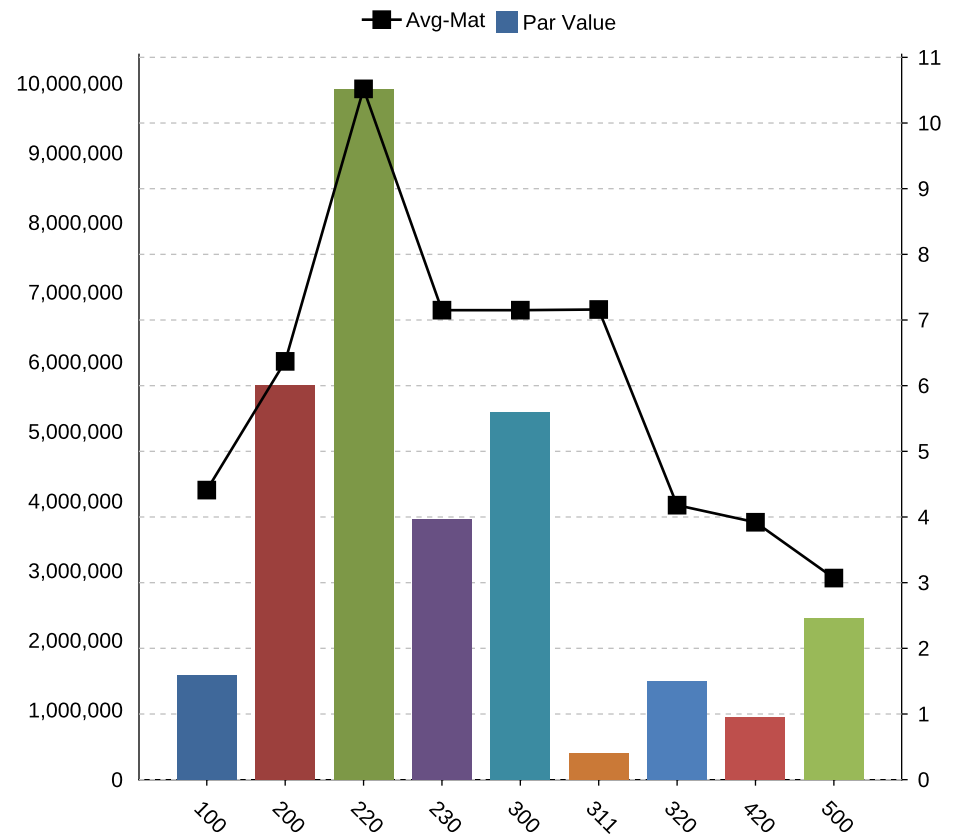
InTrader (hldbymat)

Last: 11/30/2019

As-of: 12/31/2019

1999 199999

| Group | # Of | % Of | Avg-Mat | Par Value |
|--------------------------|------|------|---------|------------|
| 100 - GOVT TREASURIES | 3 | 04.8 | 4.41 | 1,500,000 |
| 200 - GOVT ABS/MBS | 12 | 18.2 | 6.37 | 5,663,316 |
| 220 - GOVT CMO/REMIC | 14 | 31.9 | 10.52 | 9,919,183 |
| 230 - GOVT AGENCIES | 8 | 12.0 | 7.15 | 3,742,825 |
| 300 - EXEMPT MUNICIPALS | 16 | 16.9 | 7.15 | 5,270,000 |
| 311 - EX MUNI LEASE/COP | 2 | 01.2 | 7.16 | 375,000 |
| 320 - TAXABLE MUNICIPALS | 7 | 04.5 | 4.18 | 1,415,000 |
| 420 - CORPORATE ISSUES | 1 | 02.9 | 3.92 | 900,000 |
| 500 - CERTIF OF DEPOSIT | 10 | 07.5 | 3.07 | 2,321,000 |
| | 73 | | 7.42 | 31,106,324 |



Holdings by Maturity Report

SAMPLE PORTFOLIO
CITY, WI

InTrader (hldbymat)

Last: 11/30/2019

As-of: 12/31/2019

1999 199999

GRAND TOTALS

| Grp Name #OF | Original Face Par/Cur Face Principal Cost | Weighted-Maturity | Weighted-Tax Eq Yld | Weighted-Purch Yld | Book Value | Unrealized Profit Unrealized Loss | Unrealized P/L Realized P/L |
|--------------------------------|--|-------------------|---------------------|--------------------|--|--|---------------------------------|
| 100 GOVT TREASURIES 3 | 1,500,000.00 1,500,000.00 1,511,250.00 | 4.41 Yrs | 2.087223 | 2.086667 | 1,510,906.13 1,511,656.09 | 749.96 .00 | 749.96 .00 |
| 200 GOVT ABS/MBS 12 | 38,800,000.00 5,663,316.23 5,848,064.24 | 6.37 Yrs | 2.554857 | 1.740000 | 5,810,842.58 5,796,297.88 | 9,342.74 -23,887.44 | -14,544.70 .00 |
| 220 GOVT CMO/REMIC 14 | 24,939,153.00 9,919,182.67 10,051,748.47 | 10.52 Yrs | 2.498940 | 2.308228 | 9,999,475.04 10,030,678.61 | 35,275.67 -4,072.10 | 31,203.57 .00 |
| 230 GOVT AGENCIES 8 | 5,450,000.00 3,742,825.19 3,750,662.35 | 7.15 Yrs | 2.655954 | 2.486556 | 3,764,193.73 3,778,553.39 | 56,344.89 -41,985.23 | 14,359.66 .00 |
| 300 EXEMPT MUNICIPALS 16 | 5,270,000.00 5,270,000.00 5,132,988.05 | 7.15 Yrs | 3.155379 | 2.422260 | 5,169,627.35 5,289,270.45 | 120,174.10 -531.00 | 119,643.10 .00 |
| 311 EX MUNI LEASE/COP 2 | 375,000.00 375,000.00 395,407.50 | 7.16 Yrs | 2.127803 | 1.725333 | 382,409.47 380,928.75 | .00 -1,480.72 | -1,480.72 .00 |
| 320 TAXABLE MUNICIPALS 7 | 1,415,000.00 1,415,000.00 1,438,338.70 | 4.18 Yrs | 4.215326 | 3.875866 | 1,416,902.79 1,430,533.15 | 14,028.36 -398.00 | 13,630.36 .00 |
| 420 CORPORATE ISSUES 1 | 900,000.00 900,000.00 908,910.00 | 3.92 Yrs | 3.402000 | 1.728000 | 903,500.24 931,790.70 | 28,290.46 .00 | 28,290.46 .00 |
| 500 CERTIF OF DEPOSIT 10 | 2,321,000.00 2,321,000.00 2,319,162.50 | 3.07 Yrs | 2.341436 | 2.341200 | 2,319,656.05 2,354,006.42 | 35,697.29 -1,346.92 | 34,350.37 .00 |
| Totals | 80,970,153.00 31,106,324.09 31,356,531.81 | 7.42 Yrs | 2.707678 | 2.284823 | 31,277,513.38 31,503,715.44 | 299,903.47 -73,701.41 | 226,202.06 .00 |

Holdings by Maturity Report

SAMPLE PORTFOLIO
CITY, WI

InTrader (hldbymat)

Last: 11/30/2019

As-of: 12/31/2019

1999 199999

SUPPLEMENTAL TOTALS

| Post 82-86 | Par | Book Value | Market Value |
|---|-----------------|-----------------|-----------------|
| BANK QUALIFIED - 20% DISALLOWANCE In-State | 2,745,000.00000 | 2,758,365.11000 | 2,780,392.40000 |
| BANK QUALIFIED - 20% DISALLOWANCE Out-State | 2,400,000.00000 | 2,293,671.71000 | 2,389,806.80000 |
| NONDEDUCTIBLE - 100% DISALLOWANCE Out-State | 500,000.00000 | 500,000.00000 | 500,000.00000 |

| S & P Rating by Par | Municipals | Municipals % | Corporates | Corporates % |
|---------------------|---------------------|--------------|-------------------|--------------|
| A | 250,000.00 | 03.5 | 0.00 | 00.0 |
| A+ | 530,000.00 | 07.5 | 0.00 | 00.0 |
| A- | 400,000.00 | 05.7 | 0.00 | 00.0 |
| AA | 1,245,000.00 | 17.6 | 0.00 | 00.0 |
| AA+ | 450,000.00 | 06.4 | 0.00 | 00.0 |
| AA- | 900,000.00 | 12.7 | 0.00 | 00.0 |
| BBB+ | 0.00 | 00.0 | 900,000.00 | 100.0 |
| NR | 3,285,000.00 | 46.5 | 0.00 | 00.0 |
| Total | 7,060,000.00 | 100.0 | 900,000.00 | 100.0 |

| Moody Rating by Par | Municipals | Municipals % | Corporates | Corporates % |
|---------------------|---------------------|--------------|-------------------|--------------|
| A1 | 610,000.00 | 08.6 | 0.00 | 00.0 |
| A2 | 795,000.00 | 11.3 | 0.00 | 00.0 |
| Aa2 | 1,240,000.00 | 17.6 | 0.00 | 00.0 |
| Aa3 | 400,000.00 | 05.7 | 0.00 | 00.0 |
| Aaa | 470,000.00 | 06.7 | 0.00 | 00.0 |
| Baa1 | 0.00 | 00.0 | 900,000.00 | 100.0 |
| NR | 3,545,000.00 | 50.2 | 0.00 | 00.0 |
| Total | 7,060,000.00 | 100.0 | 900,000.00 | 100.0 |

| Fitch Rating by Par | Municipals | Municipals % | Corporates | Corporates % |
|---------------------|---------------------|--------------|-------------------|--------------|
| | 7,060,000.00 | 100.0 | 900,000.00 | 100.0 |
| Total | 7,060,000.00 | 100.0 | 900,000.00 | 100.0 |

Holdings by Maturity Report

SAMPLE PORTFOLIO
CITY, WI

InTrader (hldbymat)

Last: 11/30/2019

As-of: 12/31/2019

1999 199999

| Sec ID | Description | Original Face | Issue Dt | Aft Tx Yld | Sch | Intrn | S&P | Book Value | Unrealized P/L |
|----------------------------|--------------------------|---------------------|---------------------|-----------------|------|-------|-------|---------------------|-----------------|
| Grp | Rate | Par/Curr Face | Pur Date | Pur Yield | Calc | PI | Moody | Market Value | Realized P/L |
| Type | Ticket | C-P Date/Price/Code | Pur Price | Tax Eq Yld | Qual | Loc | Fitch | Price Source | Price Date |
| 625056AD8 | TOWN OF MUKWONAGO WI | 300,000.00 | 02/10/2016 | 1.105480 | fa 1 | m | NR | 300,000.00 | -39.00 |
| 300 | 1.1500 | 300,000.00 | 11/30/2017 | 1.150000 | b | | NR | 299,961.00 | .00 |
| 200 | 160052193 | 300,000.00 | 100.000000 | 1.399340 | y | BBW | | ssnice | 12/30/2019 |
| 121709UL1 | BURLINGTON IOWA TAXABLE | 100,000.00 | 05/22/2013 | 1.540500 | jd 1 | m | NR | 100,000.00 | -132.00 |
| 320 | 1.9500 | 100,000.00 | 08/15/2016 | 1.616000 | b | | A2 | 99,868.00 | .00 |
| 218 | 160045154 | 100,907.00 | 100.907000 | 1.950000 | n | BBW | | ssnice | 12/30/2019 |
| 003392HY6 | ABILENE KANSAS | 100,000.00 | 04/28/2010 | 1.847640 | ms 1 | a | NR | 101,587.69 | 519.31 |
| 300 | 4.3000 | 100,000.00 | 08/01/2016 | 1.892000 | b | | NR | 102,107.00 | .00 |
| 200 | 160045147 | 109,419.00 | 109.419000 | 2.338780 | y | BBW | | ssnice | 12/30/2019 |
| 3136G1H28 | FANNIE MAE | 1,000,000.00 | 03/28/2013 | 1.573780 | ms28 | a | AA+ | 997,887.39 | 2,214.61 |
| 230 | 1.7000 | 1,000,000.00 | 03/28/2013 | 1.988000 | b | 0039 | Aaa | 1,000,102.00 | .00 |
| 112 | 160033762 | 980,000.00 | 98.000000 | 1.992130 | n | BBW | | ssnice | 12/30/2019 |
| 061785CM1 | BANK OF DEERFIELD | 250,000.00 | 09/30/2014 | 1.738000 | mo30 | m | | 250,000.00 | 1,022.75 |
| 500 | 2.2000 | 250,000.00 | 09/30/2014 | 2.200000 | h | | | 251,022.75 | .00 |
| 403 | 160038205 | 250,000.00 | 100.000000 | 2.200000 | n | ISS | | ssnice | 12/30/2019 |
| 563039AJ5 | MANHATTAN KANSAS TAXABLE | 200,000.00 | 12/01/2009 | 4.330780 | jd 1 | a | A- | 200,000.00 | 416.00 |
| 320 | 5.4820 | 200,000.00 | 08/15/2016 | 3.632000 | b | | NR | 200,416.00 | .00 |
| 222 | 160045150 | 211,382.00 | 105.691000 | 5.482000 | n | BBW | | ssnice | 12/30/2019 |
| 9128285S5 | US TREASURY NOTE | 500,000.00 | 12/31/2018 | 1.417990 | jd31 | a | | 503,469.04 | 749.96 |
| 100 | 2.5000 | 500,000.00 | 12/02/2019 | 1.794000 | g | | | 504,219.00 | .00 |
| 010 | 198063340 | 503,750.00 | 100.750000 | 1.794920 | n | BBW | | ssnice | 12/30/2019 |
| 7 Holdings for 2020 | | 0.72 Yrs | 2,450,000.00 | 1.736281 | | | | 2,452,944.12 | 4,751.63 |
| | | | 2,450,000.00 | 1.982531 | | | | 2,457,695.75 | .00 |
| | | | 2,455,458.00 | 2.197824 | | | | | |
| 3133EGA8 | FEDERAL FARM CREDIT BANK | 500,000.00 | 05/17/2016 | 1.608670 | mn17 | a | AA+ | 496,732.76 | 1,554.74 |
| 230 | 1.5500 | 500,000.00 | 11/17/2017 | 2.033000 | b | | Aaa | 498,287.50 | .00 |
| 118 | 160052190 | 491,875.00 | 98.375000 | 2.036290 | n | BBW | | ssnice | 12/30/2019 |
| 045141TQ1 | ASHWAUBENON WISCONSIN | 840,000.00 | 06/01/2016 | 1.264150 | jd 1 | a | NR | 848,124.72 | 1,535.28 |
| 300 | 2.0000 | 840,000.00 | 11/22/2017 | 1.309000 | b | | Aa2 | 849,660.00 | .00 |
| 200 | 160052194 | 859,941.60 | 102.374000 | 1.600190 | y | BBW | | ssnice | 12/30/2019 |
| 121709UM9 | BURLINGTON IOWA TAXABLE | 200,000.00 | 05/22/2013 | 1.698500 | jd 1 | m | NR | 200,000.00 | -266.00 |
| 320 | 2.1500 | 200,000.00 | 08/15/2016 | 1.772000 | b | | A2 | 199,734.00 | .00 |
| 218 | 160045155 | 202,052.00 | 101.026000 | 2.150000 | n | BBW | | ssnice | 12/30/2019 |
| 58733ACY3 | MERCANTIL COMMERCE BANK | 245,000.00 | 06/24/2016 | 1.303500 | jd24 | m | | 245,000.00 | -325.36 |
| 500 | 1.6500 | 245,000.00 | 06/28/2016 | 1.650000 | h | | | 244,674.64 | .00 |
| 403 | 160045002 | 245,000.00 | 100.000000 | 1.650000 | n | ISS | | ssnice | 12/30/2019 |
| 9497486H5 | WELLS FARGO BANK NA | 249,000.00 | 06/30/2016 | 1.264000 | mo30 | a | | 249,000.00 | -336.65 |
| 500 | 1.6000 | 249,000.00 | 12/01/2017 | 1.600000 | h | | | 248,663.35 | .00 |
| 403 | 198048643 | 249,000.00 | 100.000000 | 1.600000 | n | BBW | | ssnice | 12/30/2019 |



Holdings by Maturity Report

SAMPLE PORTFOLIO
CITY, WI


InTrader (hldbymat)

Last: 11/30/2019

As-of: 12/31/2019

1999 199999

| Sec ID | Description | Original Face | Issue Dt | Aft Tx Yld | Sch | Intn | S&P | Book Value | Unrealized P/L |
|----------------------------|--------------------------------|---------------------|---------------------|-----------------|------|------|-------|---------------------|------------------|
| Grp | Rate | Par/Curr Face | Pur Date | Pur Yield | Calc | PI | Moody | Market Value | Realized P/L |
| Type | Ticket | C-P Date/Price/Code | EstMaturity | Tax Eq Yld | Qual | Loc | Fitch | Price Source | Price Date |
| 949763AM8 | WELLS FARGO BANK NA | 245,000.00 | 08/31/2016 | 1.264000 | mo31 | a | | 245,000.00 | -401.55 |
| 500 | 1.6000 | 245,000.00 | 08/31/2016 | 1.600000 | h | 1234 | | 244,598.45 | .00 |
| 403 | 159004238 | 245,000.00 | 100.000000 | 1.600000 | n | BBW | | ssnice | 12/30/2019 |
| 478718D71 | JOHNSON COUNTY KANSAS | 250,000.00 | 07/01/2010 | 3.555000 | ms 1 | a | AA | 250,000.00 | 4,740.00 |
| 320 | 4.5000 | 250,000.00 | 07/01/2016 | 4.499000 | b | | Aa2 | 254,740.00 | .00 |
| 218 | 160045151 | 250,000.00 | 100.000000 | 4.500000 | n | BBW | | ssnice | 12/30/2019 |
| 3137AME60 | FREDDIE MAC CMO SERIES K017 | 5,000,000.00 | 03/01/2012 | 1.890020 | mo 1 | a | | 4,704,686.20 | 17,041.71 |
| 220 | 2.8730 | 4,662,748.80 | 10/25/2017 | 2.383000 | b | | | 4,721,727.91 | .00 |
| 076 | 160052186 | 4,750,175.34 | 101.875000 | 2.392430 | n | BBW | | ssnice | 12/31/2019 |
| 8 Holdings for 2021 | | 1.76 Yrs | 7,529,000.00 | 1.786927 | | | | 7,238,543.68 | 23,542.17 |
| | | | 7,191,748.80 | 2.211033 | | | | 7,262,085.85 | .00 |
| | | | 7,293,043.94 | 2.261933 | | | | | |
| 38148PBG1 | GOLDMAN SACHS BANK | 100,000.00 | 02/24/2016 | 1.501000 | fa24 | a | NR | 100,000.00 | 885.10 |
| 500 | 1.9000 | 100,000.00 | 01/31/2017 | 1.900000 | h | | NR | 100,885.10 | .00 |
| 403 | 198030054 | 100,000.00 | 100.000000 | 1.900000 | n | BBW | | ssnice | 12/30/2019 |
| 675634JS9 | OCONOMOWOC WISCONSIN | 150,000.00 | 07/01/2009 | 4.443750 | ao 1 | a | NR | 150,000.00 | .00 |
| 320 | 5.6250 | 150,000.00 | 02/15/2011 | 5.624000 | b | 0039 | Aa2 | 150,000.00 | .00 |
| 218 | 160020842 | 150,000.00 | 100.000000 | 5.625000 | n | BBW | | ssnice | 12/30/2019 |
| 3136A87J3 | FANNIE MAE CMO SERIES 2012-M15 | 500,000.00 | 10/01/2012 | 1.783820 | mo 1 | a | | 152,322.75 | 515.39 |
| 220 | 2.5820V | 151,028.38 | 05/28/2013 | 2.393000 | b | | | 152,838.14 | .00 |
| 073 | 160046356 | 155,370.45 | 102.875000 | 2.258000 | n | BBW | | ssnice | 12/31/2019 |
| 022029KT8 | CITY OF ALTOONA WISCONSIN | 500,000.00 | 09/15/2016 | 1.498440 | jd 1 | a | AA- | 502,941.26 | 2,998.74 |
| 300 | 1.7500 | 500,000.00 | 11/17/2017 | 1.543000 | b | | NR | 505,940.00 | .00 |
| 200 | 160052195 | 505,000.00 | 101.000000 | 1.896770 | y | BBW | | ssnice | 12/30/2019 |
| 4 Holdings for 2022 | | 2.71 Yrs | 1,250,000.00 | 2.036884 | | | | 905,264.01 | 4,399.23 |
| | | | 901,028.38 | 2.404487 | | | | 909,663.24 | .00 |
| | | | 910,370.45 | 2.578340 | | | | | |
| 869265YJ1 | SUSSEX COUNTY NEW JERSEY | 150,000.00 | 06/30/2015 | 1.955480 | ms15 | a | AA+ | 150,000.00 | 4,480.50 |
| 300 | 2.0000 | 150,000.00 | 11/17/2017 | 2.000000 | b | | NR | 154,480.50 | .00 |
| 200 | 160052207 | 150,000.00 | 100.000000 | 2.475290 | y | BBW | | ssnice | 12/30/2019 |
| 3136ARQ76 | FANNIE MAE ACES CMO 2016-M5 | 2,000,000.00 | 05/01/2016 | 1.990800 | mo 1 | a | | 274,007.03 | 187.55 |
| 220 | 2.5660V | 273,617.00 | 05/31/2016 | 1.110000 | c | | | 274,194.58 | .00 |
| 073 | 160046357 | 274,429.30 | 100.296875 | 2.520000 | n | BBW | | ssnice | 12/30/2019 |
| 02589AAT9 | AMERICAN EXPRESS NATIONAL BANK | 245,000.00 | 07/10/2018 | 2.607000 | jj10 | a | | 245,000.00 | 12,272.30 |
| 500 | 3.3000 | 245,000.00 | 07/10/2018 | 3.300000 | h | | | 257,272.30 | .00 |
| 403 | 160054570 | 245,000.00 | 100.000000 | 3.300000 | n | ISS | | ssnice | 12/30/2019 |
| 254673SJ6 | DISCOVER BANK | 245,000.00 | 08/01/2018 | 2.778620 | fa 1 | m | | 243,656.05 | 14,236.10 |
| 500 | 3.3500 | 245,000.00 | 08/01/2018 | 3.515000 | h | | | 257,892.15 | .00 |
| 403 | 164023832 | 243,162.50 | 99.250000 | 3.517240 | n | 91B | | ssnice | 12/30/2019 |



Holdings by Maturity Report

SAMPLE PORTFOLIO
CITY, WI

InTrader (hldbymat)

Last: 11/30/2019

As-of: 12/31/2019

1999 199999

| Sec ID | Description | Original Face | Issue Dt | Aft Tx Yld | Sch | Intn | S&P | Book Value | Unrealized P/L |
|-----------------------------|-----------------------------|---------------------|---------------------|-----------------|------|------|-------|---------------------|------------------|
| Grp | Rate | Par/Curr Face | Pur Date | Pur Yield | Calc | PI | Moody | Market Value | Realized P/L |
| Type | Ticket | C-P Date/Price/Code | EstMaturity | Tax Eq Yld | Qual | Loc | Fitch | Price Source | Price Date |
| 38148PGM3 | GOLDMAN SACHS BANK USA | 249,000.00 | 08/03/2016 | 1.501000 | fa 3 | a | | 249,000.00 | -283.36 |
| 500 | 1.9000 | 249,000.00 | 12/01/2017 | 1.900000 | h | | | 248,716.64 | .00 |
| 403 | 198048644 | 249,000.00 | 100.000000 | 1.900000 | n | BBW | | ssnice | 12/30/2019 |
| 31418AXP8 | FANNIE MAE POOL #MA1585 | 1,500,000.00 | 08/01/2013 | 1.555600 | mo 1 | a | | 292,253.92 | -3,362.64 |
| 200 | 2.0000 | 291,935.16 | 08/16/2013 | 1.547000 | b | | | 288,891.28 | .00 |
| 063 | 160035778 | 292,756.23 | 100.281250 | 1.969110 | n | BBW | | ssnice | 12/30/2019 |
| 590230RM2 | CITY OF MERRILL WISCONSIN | 200,000.00 | 10/11/2016 | 1.305480 | ao 1 | m | A- | 200,000.00 | -492.00 |
| 300 | 1.3500 | 200,000.00 | 11/15/2017 | 1.350000 | b | | NR | 199,508.00 | .00 |
| 200 | 160052196 | 200,000.00 | 100.000000 | 1.652510 | y | BBW | | ssnice | 12/30/2019 |
| 31394LMW9 | FREDDIE MAC CMO SERIES 2712 | 1,250,000.00 | 11/01/2003 | 2.837920 | mo 1 | a | | 82,600.63 | -485.65 |
| 220 | 4.5000 | 79,979.91 | 07/17/2012 | 1.790000 | b | | | 82,114.98 | .00 |
| 075 | 160031370 | 86,727.82 | 108.437000 | 3.592300 | n | BBW | | ssnice | 12/30/2019 |
| 3137BYMP2 | FREDDIE MAC CMO SERIES KJ14 | 2,500,000.00 | 06/01/2017 | 1.829250 | mo 1 | a | | 628,769.97 | 8,388.58 |
| 220 | 2.1970 | 631,522.78 | 11/20/2017 | 2.337000 | b | | | 637,158.55 | .00 |
| 076 | 164021598 | 627,378.41 | 99.343750 | 2.315510 | n | BBW | | ssnice | 12/30/2019 |
| 38141EB81 | GOLDMAN SACHS GROUP INC | 900,000.00 | 11/29/2013 | 2.687580 | fq29 | a | BBB+ | 903,500.24 | 28,290.46 |
| 420 | 3.51375V | 900,000.00 | 12/16/2013 | 1.728000 | c | | Baa1 | 931,790.70 | .00 |
| 326 | 160039058 | 908,910.00 | 100.990000 | 3.402000 | n | BBW | | ssnice | 12/30/2019 |
| 10 Holdings for 2023 | | 3.72 Yrs | 9,239,000.00 | 2.157804 | | | | 3,268,787.84 | 63,231.84 |
| | | | 3,266,054.85 | 2.033752 | | | | 3,332,019.68 | .00 |
| | | | 3,277,364.26 | 2.731398 | | | | | |
| 31418A6Z6 | FANNIE MAE POOL #MA1787 | 5,500,000.00 | 01/01/2014 | 1.794560 | mo 1 | a | | 1,089,196.13 | 49.88 |
| 200 | 2.5000 | 1,079,588.79 | 12/23/2019 | 1.817480 | b | | | 1,089,246.01 | .00 |
| 063 | 198063343 | 1,089,246.01 | 100.894528 | 2.271590 | n | BBW | | ssnice | 12/31/2019 |
| 87165ELR6 | SYNCHRONY BANK | 245,000.00 | 02/17/2017 | 1.975000 | fa17 | a | | 245,000.00 | 6,277.88 |
| 500 | 2.5000 | 245,000.00 | 03/03/2017 | 2.500000 | h | | | 251,277.88 | .00 |
| 403 | 198030555 | 245,000.00 | 100.000000 | 2.500000 | n | BBW | | ssnice | 12/30/2019 |
| 976622JE1 | WISCONSIN DELLS WISCONSIN | 300,000.00 | 08/15/2016 | 1.792380 | ms 1 | a | NR | 296,506.19 | 5,893.81 |
| 300 | 1.6000 | 300,000.00 | 11/15/2017 | 1.892000 | b | | NR | 302,400.00 | .00 |
| 200 | 160052197 | 294,825.00 | 98.275000 | 2.268840 | y | BBW | | ssnice | 12/30/2019 |
| 36241K4V7 | GINNIE MAE POOL #782636 | 2,000,000.00 | 04/01/2009 | 3.160000 | mo 1 | a | | 85,596.56 | 3,602.82 |
| 200 | 4.0000 | 85,596.56 | 01/14/2011 | 2.962430 | b | | | 89,199.38 | .00 |
| 060 | 159002553 | 89,582.15 | 104.656250 | 4.000000 | n | BBW | | ssnice | 12/30/2019 |
| 12946RBB7 | CALEDONIA WISCONSIN REVENUE | 110,000.00 | 07/21/2016 | 1.966180 | mn 1 | m | NR | 109,940.37 | 2,578.63 |
| 300 | 2.0000 | 110,000.00 | 11/20/2017 | 2.013000 | b | | A1 | 112,519.00 | .00 |
| 204 | 160052198 | 109,913.10 | 99.921000 | 2.488840 | y | BBW | | ssnice | 12/30/2019 |
| 223223CR7 | COVINGTON INDIANA | 300,000.00 | 06/13/2012 | 2.508450 | jj15 | a | AA+ | 300,574.76 | 5,497.24 |
| 300 | 2.6500 | 300,000.00 | 03/15/2013 | 2.553000 | b | | NR | 306,072.00 | .00 |
| 204 | 160033772 | 302,289.00 | 100.763000 | 3.175250 | y | BBW | | ssnice | 12/30/2019 |



Holdings by Maturity Report

SAMPLE PORTFOLIO
CITY, WI

InTrader (hldbymat)

Last: 11/30/2019

As-of: 12/31/2019

1999 199999

| Sec ID Grp Type | Description Rate C-P Date/Price/Code | Maturity | EstMaturity | Original Face Par/Curr Face Principal Cost | Issue Dt Pur Date Pur Price | Aft Tx Yld Pur Yield Tax Eq Yld | Sch Calc Qual | Intn PI Loc | S&P Moody Fitch | Book Value Market Value Price Source | Unrealized P/L Realized P/L Price Date |
|-------------------------------------|--|------------|-------------|--|--|---------------------------------------|---------------------|-------------------|--|--|--|
| 6 Holdings for 2024 4.19 Yrs | | | | 8,455,000.00 | | 1.980146 | | | 2,126,814.01 | 23,900.26 | |
| | | | | 2,120,185.35 | | 2.067336 | | | 2,150,714.27 | .00 | |
| | | | | 2,130,855.26 | | 2.506511 | | | | | |
| 9128283V0 100 010 | US TREASURY NOTE 2.5000 198063341 | 01/31/2025 | | 500,000.00 500,000.00 505,000.00 | 01/31/2018 12/11/2019 101.000000 | 1.811150 2.292000 2.292590 | jj31 g n | a BBW | 504,947.63 504,947.63 Book Value | .00 .00 . | |
| 31418N4E4 200 063 | FANNIE MAE POOL #AD1608 4.0000 160043799 | 02/01/2025 | 11/01/2021 | 8,800,000.00 336,103.59 357,740.26 | 02/01/2010 04/18/2016 106.437500 | 2.496350 1.339590 3.159940 | mo 1 b n | a BBW | 349,346.75 350,488.83 ssnice | 1,142.08 .00 12/30/2019 | |
| 256317DW5 311 217 | DODGE CITY KANSAS 2.4000 160045148 | 04/15/2025 | | 125,000.00 125,000.00 129,687.50 | 06/15/2013 08/01/2016 103.750000 | 1.525620 1.570000 1.931170 | ao15 b y | a BBW | A+ NR ssnice | 126,318.44 126,053.75 12/30/2019 | -264.69 .00 . |
| 3138LABT5 200 064 | FANNIE MAE DUS POOL #AM9049 3.0500 160052181 | 06/01/2025 | 11/01/2022 | 1,125,000.00 1,043,385.18 1,108,270.70 | 06/01/2015 11/08/2017 106.218750 | 1.704950 1.442000 2.158170 | mo 1 c n | a FED | 1,090,913.67 1,073,274.05 ssnice | -17,639.62 .00 12/30/2019 | |
| 31294MCU3 200 066 | FREDDIE MAC GOLD POOL #E02783 4.0000 160031234 | 09/01/2025 | 05/01/2022 | 2,150,000.00 107,950.40 114,865.70 | 09/01/2010 07/17/2012 106.406000 | 2.681560 1.277310 3.394380 | mo 1 b n | a BBW | 111,316.29 112,648.41 ssnice | 1,332.12 .00 12/30/2019 | |
| 866398FG0 300 200 | SUMNER COUNTY KANSAS 3.2500 160045145 | 09/01/2025 | | 250,000.00 250,000.00 250,000.00 | 09/01/2011 08/01/2016 100.000000 | 3.205480 3.250000 4.057570 | ms 1 b y | a BBW | A NR ssnice | 250,000.00 257,980.00 12/30/2019 | 7,980.00 .00 . |
| 949544MQ0 300 200 | WELLINGTON KANSAS 3.2000 160045146 | 09/01/2025 | | 155,000.00 155,000.00 154,806.25 | 08/01/2013 08/15/2016 99.875000 | 3.168990 3.216000 4.011380 | ms 1 b y | m BBW | A+ NR ssnice | 154,872.16 159,797.25 12/30/2019 | 4,925.09 .00 . |
| 7 Holdings for 2025 5.36 Yrs | | | | 13,105,000.00 | | 2.103832 | | | 2,587,714.94 | -2,525.02 | |
| | | | | 2,517,439.17 | | 1.885217 | | | 2,585,189.92 | .00 | |
| | | | | 2,620,370.41 | | 2.663080 | | | | | |
| 31419AYS0 200 063 | FANNIE MAE POOL #AE0720 3.5000 198063344 | 01/01/2026 | 06/01/2022 | 10,000,000.00 1,197,712.10 1,241,237.78 | 12/01/2010 12/18/2019 103.634069 | 2.246820 1.826220 2.844080 | mo 1 b n | a BBW | 1,240,998.96 1,241,237.78 ssnice | 238.82 .00 12/30/2019 | |
| 980694CG6 320 218 | VILLAGE OF WOODVILLE WI 4.0000 160055743 | 03/01/2026 | | 115,000.00 115,000.00 114,997.70 | 12/27/2011 09/19/2018 99.998000 | 3.160250 4.000000 4.000320 | ms 1 b n | a 03B | NR NR ssnice | 114,998.05 115,691.15 12/30/2019 | 693.10 .00 . |
| 3134G94U8 230 127 | FREDDIE MAC 2.0000 160052192 | 08/24/2026 | | 750,000.00 750,000.00 698,437.50 | 08/24/2016 11/24/2017 93.125000 | 2.302120 2.895000 2.914070 | fa24 b n | a BBW | AA+ Aaa ssnice | 709,671.98 739,383.75 12/30/2019 | 29,711.77 .00 . |
| 3136A2EW9 220 072 | FANNIE MAE CMO SERIES 2011-113 2.0420V 160037186 | 11/25/2026 | 01/25/2022 | 700,000.00 110,150.29 110,009.19 | 10/25/2011 02/07/2014 99.871899 | 1.622380 0.446000 2.053640 | mo25 b n | a BBW | 110,074.22 110,431.35 ssnice | 357.13 .00 12/30/2019 | |



Holdings by Maturity Report

SAMPLE PORTFOLIO
CITY, WI

InTrader (hldbymat)

Last: 11/30/2019

As-of: 12/31/2019

1999 199999

| Sec ID Grp Type | Description Rate C-P Date/Price/Code | Maturity | EstMaturity | Original Face Par/Curr Face Principal Cost | Issue Dt Pur Date Pur Price | Aft Tx Yld Pur Yield Tax Eq Yld | Sch Calc Qual | Intn PI Loc | S&P Moody Fitch | Book Value Market Value Price Source | Unrealized P/L Realized P/L Price Date |
|-------------------------------------|--|------------|--------------|--|--|---------------------------------------|---------------------|-------------------|--|--|--|
| 4 Holdings for 2026 6.28 Yrs | | | | 11,565,000.00 | | 2.282596 | | | 2,175,743.21 | 31,000.82 | |
| | | | | 2,172,862.39 | | 2.240208 | | | 2,206,744.03 | .00 | |
| | | | | 2,164,682.17 | | 2.889363 | | | | | |
| 912828V98 100 010 | US TREASURY NOTE 2.2500 198063342 | 02/15/2027 | | 500,000.00 500,000.00 502,500.00 | 02/15/2017 12/20/2019 100.500000 | 1.717590 2.174000 2.174160 | fa15 g n | a BBW | 502,489.46 502,489.46 Book Value | .00 .00 Book Value | |
| 38378ER62 220 069 | GINNIE MAE CMO SERIES 2012-81 1.5000 160031374 | 04/20/2027 | 03/01/2022 | 1,200,000.00 138,206.89 139,200.60 | 06/01/2012 07/27/2012 100.719000 | 1.142170 1.371490 1.445780 | mo 1 b n | a BBW | 138,725.95 136,155.22 ssnice | -2,570.73 .00 12/30/2019 | |
| 3128Q0FZ5 200 066 | FREDDIE MAC POOL #J19184 2.5000 198063345 | 05/01/2027 | 11/01/2022 | 4,000,000.00 1,045,373.40 1,059,740.89 | 05/01/2012 12/27/2019 101.374388 | 1.814210 1.910330 2.296460 | mo 1 b n | a BBW | 1,059,720.93 1,059,740.89 ssnice | 19.96 .00 12/30/2019 | |
| 48128LCK3 500 399 | JP MORGAN CHASE BANK NA 3.0000V 160059711 | 10/16/2027 | c | 248,000.00 248,000.00 248,000.00 | 10/16/2019 10/16/2019 100.000000 | 2.370000 3.000000 3.000000 | jq16 h n | m ISS | 248,000.00 249,003.16 ssnice | 1,003.16 .00 12/30/2019 | |
| 4 Holdings for 2027 7.34 Yrs | | | | 5,948,000.00 | | 1.812473 | | | 1,948,936.34 | -1,547.61 | |
| | | | | 1,931,580.29 | | 2.079933 | | | 1,947,388.73 | .00 | |
| | | | | 1,949,441.49 | | 2.294264 | | | | | |
| 069467GR3 311 217 | BARTON COUNTY KANSAS 3.0000 160045149 | 02/01/22 | 100.000000 c | 250,000.00 250,000.00 265,720.00 | 05/16/2013 07/15/2016 106.288000 | 1.758640 1.803000 2.226120 | fa 1 b y | m BBW | A+ NR ssnice | 256,091.03 254,875.00 12/30/2019 | -1,216.03 .00 12/30/2019 |
| 822516L57 300 202 | SHELDON TEXAS ZERO COUPON 3.5000 160038212 | 02/15/2028 | | 470,000.00 470,000.00 268,031.60 | 12/01/2011 12/08/2011 57.028000 | 3.455480 3.500000 4.374030 | di15 b y | a BBW | NR Aaa ssnice | 354,570.36 408,284.30 12/30/2019 | 53,713.94 .00 12/30/2019 |
| 3136ATX33 220 073 | FANNIE MAE ACES CMO SERIES 2.4056V 159004261 | 08/25/2028 | 01/25/2028 | 1,000,000.00 945,495.25 945,495.25 | 09/25/2016 02/08/2017 100.000000 | 1.900420 1.391000 2.405600 | mo25 c n | a BBW | 945,495.25 950,409.75 ssnice | 4,914.50 .00 12/30/2019 | |
| 3138W9RK8 200 063 | FANNIE MAE POOL #AS0489 2.5000 160037654 | 09/01/2028 | 01/01/2023 | 475,000.00 162,710.14 162,913.53 | 08/01/2013 04/25/2014 100.125000 | 1.966810 2.425890 2.489630 | mo 1 b n | a BBW | 162,841.53 164,857.63 ssnice | 2,016.10 .00 12/30/2019 | |
| 3136G35N1 230 112 | FANNIE MAE 2.2500 160052191 | 09/21/2028 | 100.000000 c | 500,000.00 500,000.00 466,062.50 | 09/21/2016 11/20/2017 93.212500 | 2.375530 2.988000 3.007010 | ms21 b n | a BBW | AA+ Aaa ssnice | 471,855.73 494,719.50 12/30/2019 | 22,863.77 .00 12/30/2019 |
| 2131838N9 300 200 | COOK COUNTY ILLINOIS 4.6250 160028663 | 11/15/2028 | c | 500,000.00 500,000.00 527,975.00 | 02/22/2006 02/21/2012 105.595000 | 4.402400 3.200000 5.572660 | mn15 b n | a BBW | NR A1 ssnice | 500,000.00 500,000.00 12/30/2019 | .00 .00 12/30/2019 |



Holdings by Maturity Report

SAMPLE PORTFOLIO
CITY, WI

InTrader (hldbymat)

Last: 11/30/2019

As-of: 12/31/2019

1999 199999

| Sec ID | Description | Original Face | Issue Dt | Aft Tx Yld | Sch | Intn | S&P | Book Value | Unrealized P/L |
|----------------------------|-------------------------------|-----------------------|------------|-----------------|------|------|-------|---------------------|------------------|
| Grp | Rate | Par/Curr Face | Pur Date | Pur Yield | Calc | PI | Moody | Market Value | Realized P/L |
| Type | Ticket | C-P Date/Price/Code | Pur Price | Tax Eq Yld | Qual | Loc | Fitch | Price Source | Price Date |
| 6 Holdings for 2028 | | 8.57 Yrs | | | | | | | |
| | | 3,195,000.00 | | 2.676453 | | | | 2,690,853.90 | 82,292.28 |
| | | 2,828,205.39 | | 2.439586 | | | | 2,773,146.18 | .00 |
| | | 2,636,197.88 | | 3.387919 | | | | | |
| 472904P21 | JEFFERSON COUNTY KENTUCKY | 400,000.00 | 11/01/2010 | 3.583640 | mn 1 | a | AA- | 401,904.74 | 8,179.26 |
| 320 | 5.1250 | 400,000.00 | 08/03/2016 | 4.534000 | b | | Aa3 | 410,084.00 | .00 |
| 222 | 160045159 | 11/01/20 100.000000 c | 102.250000 | 4.536250 | n | BBW | | ssnice | 12/30/2019 |
| 1 Holdings for 2029 | | 9.84 Yrs | | | | | | | |
| | | 400,000.00 | | 3.583640 | | | | 401,904.74 | 8,179.26 |
| | | 400,000.00 | | 4.534000 | | | | 410,084.00 | .00 |
| | | 409,000.00 | | 4.536250 | | | | | |
| 83162CTN3 | SMALL BUSINESS ADMINISTRATION | 1,200,000.00 | 09/15/2010 | 2.154440 | ms 1 | a | | 420,261.41 | -7,721.39 |
| 230 | 3.2100 | 402,383.46 | 03/07/2013 | 2.662000 | b | | | 412,540.02 | .00 |
| 100 | 160052382 | 09/01/2030 03/01/2027 | 107.625000 | 2.727140 | n | BBW | | ssnice | 12/30/2019 |
| 1 Holdings for 2030 | | 10.68 Yrs | | | | | | | |
| | | 1,200,000.00 | | 2.154440 | | | | 420,261.41 | -7,721.39 |
| | | 402,383.46 | | 2.662000 | | | | 412,540.02 | .00 |
| | | 433,065.20 | | 2.727140 | | | | | |
| 38373VY46 | GINNIE MAE CMO SERIES 2002-77 | 1,000,000.00 | 11/16/2002 | 1.729310 | mo16 | a | | 18,351.98 | -5.45 |
| 220 | 2.21975V | 18,294.89 | 04/01/2012 | 0.588000 | b | | | 18,346.53 | .00 |
| 069 | 160029753 | 11/16/2032 09/16/2023 | 100.500002 | 2.189000 | n | BBW | | ssnice | 12/30/2019 |
| 38373VY46 | GINNIE MAE CMO SERIES 2002-77 | 1,000,000.00 | 11/16/2002 | 1.736420 | mo16 | a | | 18,334.14 | 12.39 |
| 220 | 2.21975V | 18,294.89 | 11/16/2017 | 1.688000 | b | | | 18,346.53 | .00 |
| 069 | 198051872 | 11/16/2032 09/16/2023 | 100.249991 | 2.198000 | n | BBW | | ssnice | 12/30/2019 |
| 2 Holdings for 2032 | | 12.89 Yrs | | | | | | | |
| | | 2,000,000.00 | | 1.732865 | | | | 36,686.12 | 6.94 |
| | | 36,589.78 | | 1.138000 | | | | 36,693.06 | .00 |
| | | 36,726.99 | | 2.193500 | | | | | |
| 94243TAZ9 | WATHENA KANSAS | 100,000.00 | 10/18/2012 | 3.955480 | mn 1 | m | NR | 100,000.00 | 72.00 |
| 300 | 4.0000 | 100,000.00 | 08/01/2016 | 3.998000 | b | | NR | 100,072.00 | .00 |
| 204 | 160045152 | 01/30/20 100.000000 c | 100.000000 | 5.006940 | y | BBW | | ssnice | 12/30/2019 |
| 1 Holdings for 2033 | | 13.34 Yrs | | | | | | | |
| | | 100,000.00 | | 3.955480 | | | | 100,000.00 | 72.00 |
| | | 100,000.00 | | 3.998000 | | | | 100,072.00 | .00 |
| | | 100,000.00 | | 5.006940 | | | | | |
| 31394CGV8 | FANNIE MAE CMO SERIES 2005-13 | 4,289,153.00 | 02/25/2005 | 1.731680 | mo25 | a | | 87,253.21 | -96.43 |
| 220 | 2.1920V | 87,253.21 | 10/01/2008 | 3.607000 | b | | | 87,156.78 | .00 |
| 072 | 159000664 | 03/25/2035 03/25/2024 | 100.000000 | 2.192000 | n | BBW | | ssnice | 12/30/2019 |
| 1 Holdings for 2035 | | 15.24 Yrs | | | | | | | |
| | | 4,289,153.00 | | 1.731680 | | | | 87,253.21 | -96.43 |
| | | 87,253.21 | | 3.607000 | | | | 87,156.78 | .00 |
| | | 87,253.21 | | 2.192000 | | | | | |



Holdings by Maturity Report

SAMPLE PORTFOLIO
CITY, WI


InTrader (hldbymat)

Last: 11/30/2019

As-of: 12/31/2019

1999 199999

| Sec ID Grp Type | Description Rate C-P Date/Price/Code | Maturity EstMaturity | Original Face Par/Curr Face Principal Cost | Issue Dt Pur Date Pur Price | Aft Tx Yld Pur Yield Tax Eq Yld | Sch Calc Qual | Intn PI Loc | S&P Moody Fitch | Book Value Market Value Price Source | Unrealized P/L Realized P/L Price Date |
|--------------------------------------|---|-------------------------------|---|--|---|---------------------|-------------------|-----------------------|--|--|
| 646720LA8 300 204 | NEW LONDON WISCONSIN REVENUE 3.0000 12/01/27 | 12/01/2037 100.000000 c | 495,000.00 495,000.00 501,187.50 | 06/27/2019 06/27/2019 101.250000 | 2.787710 2.832000 3.528750 | jd 1 b y | a BBW | AA A2 | 500,852.57 510,404.40 ssnice | 9,551.83 .00 12/30/2019 |
| 1 Holdings for 2037 17.93 Yrs | | | 495,000.00 495,000.00 501,187.50 | | 2.787710 2.832000 3.528750 | | | | 500,852.57 510,404.40 | 9,551.83 .00 |
| 3138EKZN8 200 063 | FANNIE MAE POOL #AL3448 ARM 4.5140V 160034395 | 04/01/2038 07/01/2024 | 750,000.00 161,293.76 173,794.03 | 04/01/2013 04/24/2013 107.750000 | 3.176820 2.292000 4.021290 | mo 1 b n | m BBW | | 171,557.95 169,717.95 ssnice | -1,840.00 .00 12/30/2019 |
| 1 Holdings for 2038 18.26 Yrs | | | 750,000.00 161,293.76 173,794.03 | | 3.176820 2.292000 4.021290 | | | | 171,557.95 169,717.95 | -1,840.00 .00 |
| 36225EQ47 200 061 | GINNIE MAE II POOL #82274 ARM 4.0000V 160052182 | 01/20/2039 06/01/2027 | 2,000,000.00 105,861.54 109,169.71 | 01/01/2009 11/01/2017 103.124998 | 2.960920 0.327000 3.748000 | mo 1 b n | a BBW | | 108,831.94 109,772.90 ssnice | 940.96 .00 12/30/2019 |
| 38377YWD8 220 069 | GINNIE MAE CMO SERIES 2011-140 2.0000 209001907 | 08/16/2039 05/01/2021 | 2,000,000.00 344,481.58 344,481.58 | 10/01/2001 08/28/2018 100.000000 | 1.580000 1.920770 2.000000 | mo 1 b n | a FED | | 344,481.58 343,567.74 ssnice | -913.84 .00 12/30/2019 |
| 049721DT7 300 204 | ATTALLA ALABAMA 3.7500 160044193 | 09/01/2039 100.000000 c | 500,000.00 500,000.00 499,600.00 | 08/15/2014 08/29/2014 99.920000 | 3.710030 3.755000 4.696240 | ms 1 b y | a BBW | AA NR | 499,657.27 520,085.00 ssnice | 20,427.73 .00 12/30/2019 |
| 83165ARA4 230 100 | SMALL BUSINESS ADMINISTRATION 5.2500V 198011705 | 09/25/2039 10/01/2022 | 500,000.00 196,813.91 227,074.05 | 09/01/2014 01/29/2015 115.375000 | 0.000000 2.652000 0.000000 | mo 1 b n | a 03B | | 225,718.58 211,173.54 ssnice | -14,545.04 .00 12/30/2019 |
| 83165ARA4 230 100 | SMALL BUSINESS ADMINISTRATION 5.2500V 198011706 | 09/25/2039 10/01/2022 | 500,000.00 196,813.91 227,074.05 | 09/01/2014 01/29/2015 115.375000 | 3.254010 2.652000 4.119000 | mo 1 b n | a 03B | | 221,032.94 211,173.54 ssnice | -9,859.40 .00 12/30/2019 |
| 83165ARA4 230 100 | SMALL BUSINESS ADMINISTRATION 5.2500V 198011707 | 09/25/2039 10/01/2022 | 500,000.00 196,813.91 227,074.05 | 09/01/2014 01/29/2015 115.375000 | 3.254010 2.652000 4.119000 | mo 1 b n | a 03B | | 221,032.94 211,173.54 ssnice | -9,859.40 .00 12/30/2019 |
| 6 Holdings for 2039 19.66 Yrs | | | 6,000,000.00 1,540,784.85 1,634,473.44 | | 2.971502 2.686707 3.761395 | | | | 1,620,755.25 1,606,946.26 | -13,808.99 .00 |
| 36179MBC3 200 060 | GINNIE MAE POOL #MA0035 ARM 3.8750V 160031373 | 04/20/2042 06/01/2022 | 500,000.00 45,805.61 48,747.25 | 04/01/2012 06/29/2012 106.422000 | 2.785970 2.419780 3.526550 | mo 1 b n | a BBW | | 48,267.95 47,222.77 ssnice | -1,045.18 .00 12/30/2019 |



Holdings by Maturity Report

SAMPLE PORTFOLIO
CITY, WI

InTrader (hldbymat)

Last: 11/30/2019

As-of: 12/31/2019

1999 199999

| Sec ID Grp Type | Description Rate C-P Date/Price/Code | Maturity EstMaturity | Original Face Par/Curr Face Principal Cost | Issue Dt Pur Date Pur Price | Aft Tx Yld Pur Yield Tax Eq Yld | Sch Calc Qual | Intn PI Loc | S&P Moody Fitch | Book Value Market Value Price Source | Unrealized P/L Realized P/L Price Date |
|----------------------------|--|--------------------------|--|--|---------------------------------------|---------------------|-------------------|-----------------------|--|--|
| 1 Holdings for 2042 | | 22.32 Yrs | 500,000.00 | | 2.785970 | | | | 48,267.95 | -1,045.18 |
| | | | 45,805.61 | | 2.419780 | | | | 47,222.77 | .00 |
| | | | 48,747.25 | | 3.526550 | | | | | |
| 38381XVN3 220 069 | GINNIE MAE CMO SERIES 19-99 3.0000 198061575 | 08/01/2049 04/01/2025 | 1,000,000.00 983,243.52 997,800.13 | 08/01/2019 10/31/2019 101.480469 | 2.311080 2.818570 2.925420 | mo 1 b n | a BBW | | 997,748.85 999,292.22 ssnice | 1,543.37 .00 12/31/2019 |
| 38381XVN3 220 069 | GINNIE MAE CMO SERIES 19-99 3.0000 198061576 | 08/01/2049 04/01/2025 | 1,500,000.00 1,474,865.28 1,496,700.20 | 08/01/2019 10/31/2019 101.480469 | 2.311080 2.818570 2.925420 | mo 1 b n | a BBW | | 1,496,623.28 1,498,938.33 ssnice | 2,315.05 .00 12/31/2019 |
| 2 Holdings for 2049 | | 29.61 Yrs | 2,500,000.00 | | 2.311080 | | | | 2,494,372.13 | 3,858.42 |
| | | | 2,458,108.80 | | 2.818570 | | | | 2,498,230.55 | .00 |
| | | | 2,494,500.33 | | 2.925420 | | | | | |



This page intentionally left blank

Maturity Distribution Report

SAMPLE PORTFOLIO
CITY, WI

InTrader (matdisbrpt)

Last: 11/30/2019

As-of: 12/31/2019

1999 199999

| Ticket Cusip/Sec | PI Loc | Moody S&P | Par/Cur Face Prin Cost | Description C-P Date/Price/Code | Rate Issued Dt | Maturity Est Mat Dt | Tax Eq Yld Aft Tx Yld | Book Yield | Book Value Unrealized P/L |
|----------------------------|-----------|--------------|---------------------------|------------------------------------|-------------------|------------------------|--------------------------|----------------|------------------------------|
| 160052193 | | NR | 300,000.00 | TOWN OF MUKWONAGO WI | 1.1500 | 02/01/2020 | 1.399340 | 1.15000 | 300,000.00 |
| 625056AD8 | BBW | NR | 300,000.00 | | | 02/10/2016 | 1.105480 | | -39.00 |
| 1 Holdings | | | 300,000.00 | EXEMPT MUNICIPALS | 1.1500 | | 1.399340 | 1.15000 | 300,000.00 |
| | | | 300,000.00 | | | | 1.105480 | | -39.00 |
| 160045154 | | A2 | 100,000.00 | BURLINGTON IOWA TAXABLE | 1.9500 | 06/01/2020 | 1.950000 | 1.95000 | 100,000.00 |
| 121709UL1 | BBW | NR | 100,907.00 | 01/30/20 100.000000 c | | 05/22/2013 | 1.540500 | | -132.00 |
| 1 Holdings | | | 100,000.00 | TAXABLE MUNICIPALS | 1.9500 | | 1.950000 | 1.95000 | 100,000.00 |
| | | | 100,907.00 | | | | 1.540500 | | -132.00 |
| 160045147 | | NR | 100,000.00 | ABILENE KANSAS | 4.3000 | 09/01/2027 | 2.338780 | 1.89216 | 101,587.69 |
| 003392HY6 | BBW | NR | 109,419.00 | 09/01/20 100.000000 x | | 04/28/2010 | 1.847640 | | 519.31 |
| 1 Holdings | | | 100,000.00 | EXEMPT MUNICIPALS | 4.3000 | | 2.338780 | 1.89216 | 101,587.69 |
| | | | 109,419.00 | | | | 1.847640 | | 519.31 |
| 160033762 | 0039 | Aaa | 1,000,000.00 | FANNIE MAE | 1.7000 | 09/28/2020 | 1.992130 | 1.98837 | 997,887.39 |
| 3136G1H28 | BBW | AA+ | 980,000.00 | | | 03/28/2013 | 1.573780 | | 2,214.61 |
| 1 Holdings | | | 1,000,000.00 | GOVT AGENCIES | 1.7000 | | 1.992130 | 1.98837 | 997,887.39 |
| | | | 980,000.00 | | | | 1.573780 | | 2,214.61 |
| 160038205 | | | 250,000.00 | BANK OF DEERFIELD | 2.2000 | 09/30/2020 | 2.200000 | 2.20000 | 250,000.00 |
| 061785CM1 | ISS | | 250,000.00 | | | 09/30/2014 | 1.738000 | | 1,022.75 |
| 1 Holdings | | | 250,000.00 | CERTIF OF DEPOSIT | 2.2000 | | 2.200000 | 2.20000 | 250,000.00 |
| | | | 250,000.00 | | | | 1.738000 | | 1,022.75 |
| 160045150 | | NR | 200,000.00 | MANHATTAN KANSAS TAXABLE | 5.4820 | 12/01/2020 | 5.482000 | 5.48200 | 200,000.00 |
| 563039AJ5 | BBW | A- | 211,382.00 | 01/30/20 100.000000 c | | 12/01/2009 | 4.330780 | | 416.00 |
| 1 Holdings | | | 200,000.00 | TAXABLE MUNICIPALS | 5.4820 | | 5.482000 | 5.48200 | 200,000.00 |
| | | | 211,382.00 | | | | 4.330780 | | 416.00 |
| 198063340 | | | 500,000.00 | US TREASURY NOTE | 2.5000 | 12/31/2020 | 1.794920 | 1.79492 | 503,469.04 |
| 9128285S5 | BBW | | 503,750.00 | | | 12/31/2018 | 1.417990 | | 749.96 |
| 1 Holdings | | | 500,000.00 | GOVT TREASURIES | 2.5000 | | 1.794920 | 1.79492 | 503,469.04 |
| | | | 503,750.00 | | | | 1.417990 | | 749.96 |
| 7 Holdings for 2020 | | | 2,450,000.00 | Holdings | 2.2720 | | 2.197824 | 2.14753 | 2,452,944.12 |
| 0.72 Yrs | | | 2,455,458.00 | | | | 1.736281 | | 4,751.63 |
| 209001907 | | | 344,481.58 | GINNIE MAE CMO SERIES 2011-140 | 2.0000 | 08/16/2039 | 2.000000 | 2.00000 | 344,481.58 |
| 38377YWD8 | FED | | 344,481.58 | | | 10/01/2001 05/01/2021 | 1.580000 | | -913.84 |
| 1 Holdings | | | 344,481.58 | GOVT CMO/REMIC | 2.0000 | | 2.000000 | 2.00000 | 344,481.58 |
| | | | 344,481.58 | | | | 1.580000 | | -913.84 |
| 160052190 | | Aaa | 500,000.00 | FEDERAL FARM CREDIT BANK | 1.5500 | 05/17/2021 | 2.036290 | 2.03336 | 496,732.76 |
| 3133EGAH8 | BBW | AA+ | 491,875.00 | 01/06/20 100.000000 c | | 05/17/2016 | 1.608670 | | 1,554.74 |
| 1 Holdings | | | 500,000.00 | GOVT AGENCIES | 1.5500 | | 2.036290 | 2.03336 | 496,732.76 |
| | | | 491,875.00 | | | | 1.608670 | | 1,554.74 |



Maturity Distribution Report

SAMPLE PORTFOLIO
CITY, WI

InTrader (matdisbrpt)

Last: 11/30/2019

As-of: 12/31/2019

1999 199999

| Ticket Cusip/Sec | PI Loc | Moody S&P | Par/Cur Prin Cost | Description C-P Date/Price/Code | Rate Issued Dt | Maturity Est Mat Dt | Tax Eq Yld Aft Tx Yld | Book Yield | Book Value Unrealized P/L |
|-------------------|--------|-----------|---------------------|---------------------------------|----------------|-----------------------|-----------------------|----------------|---------------------------|
| 160031370 | | | 79,979.91 | FREDDIE MAC CMO SERIES 2712 | 4.5000 | 11/15/2023 | 3.592300 | 3.59230 | 82,600.63 |
| 31394LMW9 | BBW | | 86,727.82 | | | 11/01/2003 06/01/2021 | 2.837920 | | -485.65 |
| 1 Holdings | | | 79,979.91 | GOVT CMO/REMIC | 4.5000 | | 3.592300 | 3.59230 | 82,600.63 |
| | | | 86,727.82 | | | | 2.837920 | | -485.65 |
| 160052194 | | Aa2 | 840,000.00 | ASHWAUBENON WISCONSIN | 2.0000 | 06/01/2021 | 1.600190 | 1.30867 | 848,124.72 |
| 045141TQ1 | BBW | NR | 859,941.60 | | | 06/01/2016 | 1.264150 | | 1,535.28 |
| 1 Holdings | | | 840,000.00 | EXEMPT MUNICIPALS | 2.0000 | | 1.600190 | 1.30867 | 848,124.72 |
| | | | 859,941.60 | | | | 1.264150 | | 1,535.28 |
| 160045155 | | A2 | 200,000.00 | BURLINGTON IOWA TAXABLE | 2.1500 | 06/01/2021 | 2.150000 | 2.15000 | 200,000.00 |
| 121709UM9 | BBW | NR | 202,052.00 | 01/30/20 100.000000 c | | 05/22/2013 | 1.698500 | | -266.00 |
| 1 Holdings | | | 200,000.00 | TAXABLE MUNICIPALS | 2.1500 | | 2.150000 | 2.15000 | 200,000.00 |
| | | | 202,052.00 | | | | 1.698500 | | -266.00 |
| 160045002 | | | 245,000.00 | MERCANTIL COMMERCE BANK | 1.6500 | 06/24/2021 | 1.650000 | 1.65000 | 245,000.00 |
| 58733ACY3 | ISS | | 245,000.00 | | | 06/24/2016 | 1.303500 | | -325.36 |
| 198048643 | | | 249,000.00 | WELLS FARGO BANK NA | 1.6000 | 06/30/2021 | 1.600000 | 1.60000 | 249,000.00 |
| 9497486H5 | BBW | | 249,000.00 | | | 06/30/2016 | 1.264000 | | -336.65 |
| 2 Holdings | | | 494,000.00 | CERTIF OF DEPOSIT | 1.6248 | | 1.624798 | 1.62480 | 494,000.00 |
| | | | 494,000.00 | | | | 1.283590 | | -662.01 |
| 160035778 | | | 291,935.16 | FANNIE MAE POOL #MA1585 | 2.0000 | 09/01/2023 | 1.969110 | 1.96911 | 292,253.92 |
| 31418AXP8 | BBW | | 292,756.23 | | | 08/01/2013 07/01/2021 | 1.555600 | | -3,362.64 |
| 1 Holdings | | | 291,935.16 | GOVT ABS/MBS | 2.0000 | | 1.969110 | 1.96911 | 292,253.92 |
| | | | 292,756.23 | | | | 1.555600 | | -3,362.64 |
| 159004238 | 1234 | | 245,000.00 | WELLS FARGO BANK NA | 1.6000 | 08/31/2021 | 1.600000 | 1.60000 | 245,000.00 |
| 949763AM8 | BBW | | 245,000.00 | | | 08/31/2016 | 1.264000 | | -401.55 |
| 1 Holdings | | | 245,000.00 | CERTIF OF DEPOSIT | 1.6000 | | 1.600000 | 1.60000 | 245,000.00 |
| | | | 245,000.00 | | | | 1.264000 | | -401.55 |
| 160045151 | | Aa2 | 250,000.00 | JOHNSON COUNTY KANSAS | 4.5000 | 09/01/2021 | 4.500000 | 4.50000 | 250,000.00 |
| 478718D71 | BBW | AA | 250,000.00 | 09/01/20 100.000000 c | | 07/01/2010 | 3.555000 | | 4,740.00 |
| 1 Holdings | | | 250,000.00 | TAXABLE MUNICIPALS | 4.5000 | | 4.500000 | 4.50000 | 250,000.00 |
| | | | 250,000.00 | | | | 3.555000 | | 4,740.00 |
| 198063343 | | | 1,079,588.79 | FANNIE MAE POOL #MA1787 | 2.5000 | 02/01/2024 | 2.271590 | 2.27159 | 1,089,196.13 |
| 31418A6Z6 | BBW | | 1,089,246.01 | | | 01/01/2014 10/01/2021 | 1.794560 | | 49.88 |
| 1 Holdings | | | 1,079,588.79 | GOVT ABS/MBS | 2.5000 | | 2.271590 | 2.27159 | 1,089,196.13 |
| | | | 1,089,246.01 | | | | 1.794560 | | 49.88 |
| 160052186 | | | 4,662,748.80 | FREDDIE MAC CMO SERIES K017 | 2.8730 | 12/01/2021 | 2.392430 | 2.39243 | 4,704,686.20 |
| 3137AME60 | BBW | | 4,750,175.34 | | | 03/01/2012 10/01/2021 | 1.890020 | | 17,041.71 |
| 1 Holdings | | | 4,662,748.80 | GOVT CMO/REMIC | 2.8730 | | 2.392430 | 2.39243 | 4,704,686.20 |
| | | | 4,750,175.34 | | | | 1.890020 | | 17,041.71 |
| 160043799 | | | 336,103.59 | FANNIE MAE POOL #AD1608 | 4.0000 | 02/01/2025 | 3.159940 | 3.15994 | 349,346.75 |
| 31418NYE4 | BBW | | 357,740.26 | | | 02/01/2010 11/01/2021 | 2.496350 | | 1,142.08 |



Maturity Distribution Report

SAMPLE PORTFOLIO
CITY, WI

InTrader (matdisbrpt)

Last: 11/30/2019

As-of: 12/31/2019

1999 199999

| Ticket Cusip/Sec | PI Loc | Moody S&P | Par/Cur Prin Cost | Face Description C-P Date/Price/Code | Rate Issued Dt | Maturity Est Mat Dt | Tax Eq Yld Aft Tx Yld | Book Yield | Book Value Unrealized P/L |
|-----------------------------|--------|-----------|---------------------|--------------------------------------|----------------|---------------------|-----------------------|----------------|---------------------------|
| 1 Holdings | | | 336,103.59 | GOVT ABS/MBS | 4.0000 | | 3.159940 | 3.15994 | 349,346.75 |
| | | | 357,740.26 | | | | 2.496350 | | 1,142.08 |
| 13 Holdings for 2021 | | | 9,323,837.83 | Holdings | 2.60374 | | 2.287988 | 2.26157 | 9,396,422.69 |
| 1.65 Yrs | | | 9,463,995.84 | | | | 1.807511 | | 19,972.00 |
| 160037186 | | | 110,150.29 | FANNIE MAE CMO SERIES 2011-113 | 2.0420V | 11/25/2026 | 2.053640 | 2.05300 | 110,074.22 |
| 3136A2EW9 | BBW | | 110,009.19 | | 10/25/2011 | 01/25/2022 | 1.622380 | | 357.13 |
| 1 Holdings | | | 110,150.29 | GOVT CMO/REMIC | 2.0420 | | 2.053640 | 2.05300 | 110,074.22 |
| | | | 110,009.19 | | | | 1.622380 | | 357.13 |
| 198030054 | | NR | 100,000.00 | GOLDMAN SACHS BANK | 1.9000 | 02/24/2022 | 1.900000 | 1.90000 | 100,000.00 |
| 38148PBG1 | BBW | NR | 100,000.00 | | 02/24/2016 | | 1.501000 | | 885.10 |
| 1 Holdings | | | 100,000.00 | CERTIF OF DEPOSIT | 1.9000 | | 1.900000 | 1.90000 | 100,000.00 |
| | | | 100,000.00 | | | | 1.501000 | | 885.10 |
| 160031374 | | | 138,206.89 | GINNIE MAE CMO SERIES 2012-81 | 1.5000 | 04/20/2027 | 1.445780 | 1.44578 | 138,725.95 |
| 38378ER62 | BBW | | 139,200.60 | | 06/01/2012 | 03/01/2022 | 1.142170 | | -2,570.73 |
| 1 Holdings | | | 138,206.89 | GOVT CMO/REMIC | 1.5000 | | 1.445780 | 1.44578 | 138,725.95 |
| | | | 139,200.60 | | | | 1.142170 | | -2,570.73 |
| 160020842 | 0039 | Aa2 | 150,000.00 | OCONOMOWOC WISCONSIN | 5.6250 | 04/01/2022 | 5.625000 | 5.62500 | 150,000.00 |
| 675634JS9 | BBW | NR | 150,000.00 | 01/30/20 100.000000 c | 07/01/2009 | | 4.443750 | | .00 |
| 1 Holdings | | | 150,000.00 | TAXABLE MUNICIPALS | 5.6250 | | 5.625000 | 5.62500 | 150,000.00 |
| | | | 150,000.00 | | | | 4.443750 | | .00 |
| 160031234 | | | 107,950.40 | FREDDIE MAC GOLD POOL #E02783 | 4.0000 | 09/01/2025 | 3.394380 | 3.39438 | 111,316.29 |
| 31294MCU3 | BBW | | 114,865.70 | | 09/01/2010 | 05/01/2022 | 2.681560 | | 1,332.12 |
| 198063344 | | | 1,197,712.10 | FANNIE MAE POOL #AE0720 | 3.5000 | 01/01/2026 | 2.844080 | 2.84408 | 1,240,998.96 |
| 31419AYS0 | BBW | | 1,241,237.78 | | 12/01/2010 | 06/01/2022 | 2.246820 | | 238.82 |
| 160031373 | | | 45,805.61 | GINNIE MAE POOL #MA0035 ARM | 3.8750V | 04/20/2042 | 3.526550 | 3.52655 | 48,267.95 |
| 36179MBC3 | BBW | | 48,747.25 | | 04/01/2012 | 06/01/2022 | 2.785970 | | -1,045.18 |
| 3 Holdings | | | 1,351,468.11 | GOVT ABS/MBS | 3.55265 | | 2.911167 | 2.91116 | 1,400,583.20 |
| | | | 1,404,850.73 | | | | 2.299819 | | 525.76 |
| 160046356 | | | 151,028.38 | FANNIE MAE CMO SERIES 2012-M15 | 2.5820V | 10/25/2022 | 2.258000 | 2.25800 | 152,322.75 |
| 3136A87J3 | BBW | | 155,370.45 | | 10/01/2012 | 08/01/2022 | 1.783820 | | 515.39 |
| 164021598 | | | 631,522.78 | FREDDIE MAC CMO SERIES KJ14 | 2.1970 | 11/25/2023 | 2.315510 | 2.31400 | 628,769.97 |
| 3137BYMP2 | BBW | | 627,378.41 | | 06/01/2017 | 10/01/2022 | 1.829250 | | 8,388.58 |
| 2 Holdings | | | 782,551.16 | GOVT CMO/REMIC | 2.2713 | | 2.304411 | 2.30319 | 781,092.72 |
| | | | 782,748.86 | | | | 1.820482 | | 8,903.97 |
| 198011705 | | | 196,813.91 | SMALL BUSINESS ADMINISTRATION | 5.2500V | 09/25/2039 | 0.000000 | 0.00000 | 225,718.58 |
| 83165ARA4 | 03B | | 227,074.05 | | 09/01/2014 | 10/01/2022 | 0.000000 | | -14,545.04 |
| 198011706 | | | 196,813.91 | SMALL BUSINESS ADMINISTRATION | 5.2500V | 09/25/2039 | 4.119000 | 4.11900 | 221,032.94 |
| 83165ARA4 | 03B | | 227,074.05 | | 09/01/2014 | 10/01/2022 | 3.254010 | | -9,859.40 |



Maturity Distribution Report

SAMPLE PORTFOLIO
CITY, WI


InTrader (matdisbrpt)

Last: 11/30/2019

As-of: 12/31/2019

1999 199999

| Ticket Cusip/Sec | PI Loc | Moody S&P | Par/Cur Face Prin Cost | Description C-P Date/Price/Code | Rate Issued Dt | Maturity Est Mat Dt | Tax Eq Yld Aft Tx Yld | Book Yield | Book Value Unrealized P/L |
|-----------------------------|-----------|--------------|------------------------------|------------------------------------|------------------------|--------------------------|--------------------------|----------------|------------------------------|
| 198011707 83165ARA4 | 03B | | 196,813.91 227,074.05 | SMALL BUSINESS ADMINISTRATION | 5.2500V 09/01/2014 | 09/25/2039 10/01/2022 | 4.119000 3.254010 | 4.11900 | 221,032.94 -9,859.40 |
| 3 Holdings | | | 590,441.73 | GOVT AGENCIES | 5.2500 | | 4.119000 | 4.11900 | 667,784.46 |
| | | | 681,222.15 | | | | 3.254010 | | -34,263.84 |
| 198063345 3128Q0FZ5 | BBW | | 1,045,373.40 1,059,740.89 | FREDDIE MAC POOL #J19184 | 2.5000 05/01/2012 | 05/01/2027 11/01/2022 | 2.296460 1.814210 | 2.29646 | 1,059,720.93 19.96 |
| 160052181 3138LABT5 | FED | | 1,043,385.18 1,108,270.70 | FANNIE MAE DUS POOL #AM9049 | 3.0500 06/01/2015 | 06/01/2025 11/01/2022 | 2.158170 1.704950 | 2.15817 | 1,090,913.67 -17,639.62 |
| 2 Holdings | | | 2,088,758.58 | GOVT ABS/MBS | 2.77474 | | 2.227381 | 2.22738 | 2,150,634.60 |
| | | | 2,168,011.59 | | | | 1.759632 | | -17,619.66 |
| 160052195 022029KT8 | NR BBW | AA- | 500,000.00 505,000.00 | CITY OF ALTOONA WISCONSIN | 1.7500 09/15/2016 | 12/01/2022 | 1.896770 1.498440 | 1.54296 | 502,941.26 2,998.74 |
| 1 Holdings | | | 500,000.00 | EXEMPT MUNICIPALS | 1.7500 | | 1.896770 | 1.54296 | 502,941.26 |
| | | | 505,000.00 | | | | 1.498440 | | 2,998.74 |
| 15 Holdings for 2022 | | | 5,811,576.76 | Holdings | 3.06548 | | 2.568166 | 2.53648 | 6,001,836.41 |
| 2.66 Yrs | | | 6,041,043.12 | | | | 2.028850 | | -40,783.53 |
| 160037654 3138W9RK8 | BBW | | 162,710.14 162,913.53 | FANNIE MAE POOL #AS0489 | 2.5000 08/01/2013 | 09/01/2028 01/01/2023 | 2.489630 1.966810 | 2.48963 | 162,841.53 2,016.10 |
| 1 Holdings | | | 162,710.14 | GOVT ABS/MBS | 2.5000 | | 2.489630 | 2.48963 | 162,841.53 |
| | | | 162,913.53 | | | | 1.966810 | | 2,016.10 |
| 160046357 3136ARQ76 | BBW | | 273,617.00 274,429.30 | FANNIE MAE ACES CMO 2016-M5 | 2.5660V 05/01/2016 | 04/25/2023 03/01/2023 | 2.520000 1.990800 | 2.52000 | 274,007.03 187.55 |
| 1 Holdings | | | 273,617.00 | GOVT CMO/REMIC | 2.5660 | | 2.520000 | 2.52000 | 274,007.03 |
| | | | 274,429.30 | | | | 1.990800 | | 187.55 |
| 160052207 869265YJ1 | NR BBW | AA+ | 150,000.00 150,000.00 | SUSSEX COUNTY NEW JERSEY | 2.0000 06/30/2015 | 03/15/2023 | 2.475290 1.955480 | 2.00000 | 150,000.00 4,480.50 |
| 1 Holdings | | | 150,000.00 | EXEMPT MUNICIPALS | 2.0000 | | 2.475290 | 2.00000 | 150,000.00 |
| | | | 150,000.00 | | | | 1.955480 | | 4,480.50 |
| 160054570 02589AAT9 | ISS | | 245,000.00 245,000.00 | AMERICAN EXPRESS NATIONAL BANK | 3.3000 07/10/2018 | 07/10/2023 | 3.300000 2.607000 | 3.30000 | 245,000.00 12,272.30 |
| 164023832 254673SJ6 | 91B | | 245,000.00 243,162.50 | DISCOVER BANK | 3.3500 08/01/2018 | 08/01/2023 | 3.517240 2.778620 | 3.51488 | 243,656.05 14,236.10 |
| 198048644 38148PGM3 | BBW | | 249,000.00 249,000.00 | GOLDMAN SACHS BANK USA | 1.9000 08/03/2016 | 08/03/2023 | 1.900000 1.501000 | 1.90000 | 249,000.00 -283.36 |
| 3 Holdings | | | 739,000.00 | CERTIF OF DEPOSIT | 2.84486 | | 2.900303 | 2.89952 | 737,656.05 |
| | | | 737,162.50 | | | | 2.291239 | | 26,225.04 |
| 160029753 38373VY46 | BBW | | 18,294.89 18,386.36 | GINNIE MAE CMO SERIES 2002-77 | 2.21975V 11/16/2002 | 11/16/2032 09/16/2023 | 2.189000 1.729310 | 2.18900 | 18,351.98 -5.45 |



Maturity Distribution Report

SAMPLE PORTFOLIO
CITY, WI


InTrader (matdisbrpt)

Last: 11/30/2019

As-of: 12/31/2019

1999 199999

| Ticket Cusip/Sec | PI Loc | Moody S&P | Par/Cur Face Prin Cost | Description C-P Date/Price/Code | Rate Issued Dt | Maturity Est Mat Dt | Tax Eq Yld Aft Tx Yld | Book Yield | Book Value Unrealized P/L |
|-----------------------------|-----------|--------------|---------------------------|------------------------------------|-------------------|------------------------|--------------------------|----------------|------------------------------|
| 198051872 | | | 18,294.89 | GINNIE MAE CMO SERIES 2002-77 | 2.21975V | 11/16/2032 | 2.198000 | 2.19800 | 18,334.14 |
| 38373VY46 | BBW | | 18,340.63 | | 11/16/2002 | 09/16/2023 | 1.736420 | | 12.39 |
| 2 Holdings | | | 36,589.78 | GOVT CMO/REMIC | 2.21975 | | 2.193500 | 2.19350 | 36,686.12 |
| | | | 36,726.99 | | | | 1.732865 | | 6.94 |
| 160052196 | | NR | 200,000.00 | CITY OF MERRILL WISCONSIN | 1.3500 | 10/01/2023 | 1.652510 | 1.35000 | 200,000.00 |
| 590230RM2 | BBW | A- | 200,000.00 | | 10/11/2016 | | 1.305480 | | -492.00 |
| 1 Holdings | | | 200,000.00 | EXEMPT MUNICIPALS | 1.3500 | | 1.652510 | 1.35000 | 200,000.00 |
| | | | 200,000.00 | | | | 1.305480 | | -492.00 |
| 160039058 | | Baa1 | 900,000.00 | GOLDMAN SACHS GROUP INC | 3.51375V | 11/29/2023 | 3.402000 | 3.40200 | 903,500.24 |
| 38141EB81 | BBW | BBB+ | 908,910.00 | | 11/29/2013 | | 2.687580 | | 28,290.46 |
| 1 Holdings | | | 900,000.00 | CORPORATE ISSUES | 3.51375 | | 3.402000 | 3.40200 | 903,500.24 |
| | | | 908,910.00 | | | | 2.687580 | | 28,290.46 |
| 10 Holdings for 2023 | | | 2,461,916.92 | Holdings | 2.8534 | | 2.876532 | 2.82276 | 2,464,690.97 |
| 3.61 Yrs | | | 2,470,142.32 | | | | 2.272460 | | 60,714.59 |
| 198030555 | | | 245,000.00 | SYNCHRONY BANK | 2.5000 | 02/20/2024 | 2.500000 | 2.50000 | 245,000.00 |
| 87165ELR6 | BBW | | 245,000.00 | | 02/17/2017 | | 1.975000 | | 6,277.88 |
| 1 Holdings | | | 245,000.00 | CERTIF OF DEPOSIT | 2.5000 | | 2.500000 | 2.50000 | 245,000.00 |
| | | | 245,000.00 | | | | 1.975000 | | 6,277.88 |
| 160052197 | | NR | 300,000.00 | WISCONSIN DELLS WISCONSIN | 1.6000 | 03/01/2024 | 2.268840 | 1.89199 | 296,506.19 |
| 976622JE1 | BBW | NR | 294,825.00 | | 08/15/2016 | | 1.792380 | | 5,893.81 |
| 1 Holdings | | | 300,000.00 | EXEMPT MUNICIPALS | 1.6000 | | 2.268840 | 1.89199 | 296,506.19 |
| | | | 294,825.00 | | | | 1.792380 | | 5,893.81 |
| 159000664 | | | 87,253.21 | FANNIE MAE CMO SERIES 2005-13 | 2.1920V | 03/25/2035 | 2.192000 | 2.19200 | 87,253.21 |
| 31394CGV8 | BBW | | 87,253.21 | | 02/25/2005 | 03/25/2024 | 1.731680 | | -96.43 |
| 1 Holdings | | | 87,253.21 | GOVT CMO/REMIC | 2.1920 | | 2.192000 | 2.19200 | 87,253.21 |
| | | | 87,253.21 | | | | 1.731680 | | -96.43 |
| 159002553 | | | 85,596.56 | GINNIE MAE POOL #782636 | 4.0000 | 04/15/2024 | 4.000000 | 4.00000 | 85,596.56 |
| 36241K4V7 | BBW | | 89,582.15 | | 04/01/2009 | 05/01/2016 | 3.160000 | | 3,602.82 |
| 1 Holdings | | | 85,596.56 | GOVT ABS/MBS | 4.0000 | | 4.000000 | 4.00000 | 85,596.56 |
| | | | 89,582.15 | | | | 3.160000 | | 3,602.82 |
| 160052198 | | A1 | 110,000.00 | CALEDONIA WISCONSIN REVENUE | 2.0000 | 05/01/2024 | 2.488840 | 2.01313 | 109,940.37 |
| 12946RBB7 | BBW | NR | 109,913.10 | | 07/21/2016 | | 1.966180 | | 2,578.63 |
| 1 Holdings | | | 110,000.00 | EXEMPT MUNICIPALS | 2.0000 | | 2.488840 | 2.01313 | 109,940.37 |
| | | | 109,913.10 | | | | 1.966180 | | 2,578.63 |
| 160034395 | | | 161,293.76 | FANNIE MAE POOL #AL3448 ARM | 4.5140V | 04/01/2038 | 4.021290 | 4.02129 | 171,557.95 |
| 3138EKZN8 | BBW | | 173,794.03 | | 04/01/2013 | 07/01/2024 | 3.176820 | | -1,840.00 |
| 1 Holdings | | | 161,293.76 | GOVT ABS/MBS | 4.5140 | | 4.021290 | 4.02129 | 171,557.95 |
| | | | 173,794.03 | | | | 3.176820 | | -1,840.00 |



Maturity Distribution Report

SAMPLE PORTFOLIO
CITY, WI


InTrader (matdisbrpt)

Last: 11/30/2019

As-of: 12/31/2019

1999 199999

| Ticket Cusip/Sec | PI Loc | Moody S&P | Par/Cur Prin Cost | Face C-P Date/Price/Code | Description | Rate Issued Dt | Maturity Est Mat Dt | Tax Eq Yld Aft Tx Yld | Book Yield | Book Value Unrealized P/L |
|----------------------------|-----------|--------------|----------------------|-----------------------------|-----------------------------|-------------------|------------------------|--------------------------|----------------|------------------------------|
| 160033772 | | NR | 300,000.00 | | COVINGTON INDIANA | 2.6500 | 07/15/2024 | 3.175250 | 2.55297 | 300,574.76 |
| 223223CR7 | BBW | AA+ | 302,289.00 | 01/15/22 | 100.000000 | c | 06/13/2012 | 2.508450 | | 5,497.24 |
| 1 Holdings | | | 300,000.00 | EXEMPT MUNICIPALS | | 2.6500 | | 3.175250 | 2.55297 | 300,574.76 |
| | | | 302,289.00 | | | | | 2.508450 | | 5,497.24 |
| 7 Holdings for 2024 | | | 1,289,143.53 | Holdings | | 2.61354 | | 2.871483 | 2.59838 | 1,296,429.04 |
| 4.32 Yrs | | | 1,302,656.49 | | | | | 2.268471 | | 21,913.95 |
| 198063341 | | | 500,000.00 | | US TREASURY NOTE | 2.5000 | 01/31/2025 | 2.292590 | 2.29259 | 504,947.63 |
| 9128283V0 | BBW | | 505,000.00 | | | | 01/31/2018 | 1.811150 | | .00 |
| 1 Holdings | | | 500,000.00 | GOVT TREASURIES | | 2.5000 | | 2.292590 | 2.29259 | 504,947.63 |
| | | | 505,000.00 | | | | | 1.811150 | | .00 |
| 198061575 | | | 983,243.52 | | GINNIE MAE CMO SERIES 19-99 | 3.0000 | 08/01/2049 | 2.925420 | 2.92542 | 997,748.85 |
| 38381XVN3 | BBW | | 997,800.13 | | | | 08/01/2019 04/01/2025 | 2.311080 | | 1,543.37 |
| 198061576 | | | 1,474,865.28 | | GINNIE MAE CMO SERIES 19-99 | 3.0000 | 08/01/2049 | 2.925420 | 2.92542 | 1,496,623.28 |
| 38381XVN3 | BBW | | 1,496,700.20 | | | | 08/01/2019 04/01/2025 | 2.311080 | | 2,315.05 |
| 2 Holdings | | | 2,458,108.80 | GOVT CMO/REMIC | | 3.0000 | | 2.925420 | 2.92542 | 2,494,372.13 |
| | | | 2,494,500.33 | | | | | 2.311080 | | 3,858.42 |
| 160045148 | | NR | 125,000.00 | | DODGE CITY KANSAS | 2.4000 | 04/15/2025 | 1.931170 | 1.57014 | 126,318.44 |
| 256317DW5 | BBW | A+ | 129,687.50 | 04/15/21 | 100.000000 | c | 06/15/2013 | 1.525620 | | -264.69 |
| 1 Holdings | | | 125,000.00 | EX MUNI LEASE/COP | | 2.4000 | | 1.931170 | 1.57014 | 126,318.44 |
| | | | 129,687.50 | | | | | 1.525620 | | -264.69 |
| 160045145 | | NR | 250,000.00 | | SUMNER COUNTY KANSAS | 3.2500 | 09/01/2025 | 4.057570 | 3.25000 | 250,000.00 |
| 866398FG0 | BBW | A | 250,000.00 | 09/01/21 | 100.000000 | c | 09/01/2011 | 3.205480 | | 7,980.00 |
| 160045146 | | NR | 155,000.00 | | WELLINGTON KANSAS | 3.2000 | 09/01/2025 | 4.011380 | 3.21604 | 154,872.16 |
| 949544MQ0 | BBW | A+ | 154,806.25 | 09/01/21 | 100.000000 | c | 08/01/2013 | 3.168990 | | 4,925.09 |
| 2 Holdings | | | 405,000.00 | EXEMPT MUNICIPALS | | 3.23086 | | 4.039892 | 3.23700 | 404,872.16 |
| | | | 404,806.25 | | | | | 3.191515 | | 12,905.09 |
| 6 Holdings for 2025 | | | 3,488,108.80 | Holdings | | 2.93363 | | 2.928478 | 2.82232 | 3,530,510.36 |
| 5.28 Yrs | | | 3,533,994.08 | | | | | 2.313496 | | 16,498.82 |
| 160055743 | | NR | 115,000.00 | | VILLAGE OF WOODVILLE WI | 4.0000 | 03/01/2026 | 4.000320 | 4.00031 | 114,998.05 |
| 980694CG6 | 03B | NR | 114,997.70 | 03/01/21 | 100.000000 | c | 12/27/2011 | 3.160250 | | 693.10 |
| 1 Holdings | | | 115,000.00 | TAXABLE MUNICIPALS | | 4.0000 | | 4.000320 | 4.00031 | 114,998.05 |
| | | | 114,997.70 | | | | | 3.160250 | | 693.10 |
| 160052192 | | Aaa | 750,000.00 | | FREDDIE MAC | 2.0000 | 08/24/2026 | 2.914070 | 2.89507 | 709,671.98 |
| 3134G94U8 | BBW | AA+ | 698,437.50 | 02/24/20 | 100.000000 | c | 08/24/2016 | 2.302120 | | 29,711.77 |
| 1 Holdings | | | 750,000.00 | GOVT AGENCIES | | 2.0000 | | 2.914070 | 2.89507 | 709,671.98 |
| | | | 698,437.50 | | | | | 2.302120 | | 29,711.77 |
| 2 Holdings for 2026 | | | 865,000.00 | Holdings | | 2.2659 | | 3.058485 | 3.04201 | 824,670.03 |
| 6.59 Yrs | | | 813,435.20 | | | | | 2.416207 | | 30,404.87 |



Maturity Distribution Report

SAMPLE PORTFOLIO
CITY, WI

InTrader (matdisbrpt)

Last: 11/30/2019

As-of: 12/31/2019

1999 199999

| Ticket Cusip/Sec | PI Loc | Moody S&P | Par/Cur Face Prin Cost | Description C-P Date/Price/Code | Rate Issued Dt | Maturity Est Mat Dt | Tax Eq Yld Aft Tx Yld | Book Yield | Book Value Unrealized P/L |
|----------------------------|-----------|--------------|---------------------------|------------------------------------|-------------------|------------------------|--------------------------|----------------|------------------------------|
| 198063342 | | | 500,000.00 | US TREASURY NOTE | 2.2500 | 02/15/2027 | 2.174160 | 2.17416 | 502,489.46 |
| 912828V98 | BBW | | 502,500.00 | | | 02/15/2017 | 1.717590 | | .00 |
| 1 Holdings | | | 500,000.00 | GOVT TREASURIES | 2.2500 | | 2.174160 | 2.17416 | 502,489.46 |
| | | | 502,500.00 | | | | 1.717590 | | .00 |
| 160052382 | | | 402,383.46 | SMALL BUSINESS ADMINISTRATION | 3.2100 | 09/01/2030 | 2.727140 | 2.72714 | 420,261.41 |
| 83162CTN3 | BBW | | 433,065.20 | | | 09/15/2010 03/01/2027 | 2.154440 | | -7,721.39 |
| 1 Holdings | | | 402,383.46 | GOVT AGENCIES | 3.2100 | | 2.727140 | 2.72714 | 420,261.41 |
| | | | 433,065.20 | | | | 2.154440 | | -7,721.39 |
| 160052182 | | | 105,861.54 | GINNIE MAE II POOL #82274 ARM | 4.0000V | 01/20/2039 | 3.748000 | 3.74800 | 108,831.94 |
| 36225EQ47 | BBW | | 109,169.71 | | | 01/01/2009 06/01/2027 | 2.960920 | | 940.96 |
| 1 Holdings | | | 105,861.54 | GOVT ABS/MBS | 4.0000 | | 3.748000 | 3.74800 | 108,831.94 |
| | | | 109,169.71 | | | | 2.960920 | | 940.96 |
| 160059711 | | | 248,000.00 | JP MORGAN CHASE BANK NA | 3.0000V | 10/16/2027 | 3.000000 | 3.00000 | 248,000.00 |
| 48128LCK3 | ISS | | 248,000.00 | 04/16/20 100.000000 c | | 10/16/2019 | 2.370000 | | 1,003.16 |
| 1 Holdings | | | 248,000.00 | CERTIF OF DEPOSIT | 3.0000 | | 3.000000 | 3.00000 | 248,000.00 |
| | | | 248,000.00 | | | | 2.370000 | | 1,003.16 |
| 4 Holdings for 2027 | | | 1,256,245.00 | Holdings | 2.85302 | | 2.646940 | 2.64694 | 1,279,582.81 |
| 7.30 Yrs | | | 1,292,734.91 | | | | 2.091084 | | -5,777.27 |
| 159004261 | | | 945,495.25 | FANNIE MAE ACES CMO SERIES | 2.4056V | 08/25/2028 | 2.405600 | 2.40560 | 945,495.25 |
| 3136ATX33 | BBW | | 945,495.25 | | | 09/25/2016 01/25/2028 | 1.900420 | | 4,914.50 |
| 1 Holdings | | | 945,495.25 | GOVT CMO/REMIC | 2.4056 | | 2.405600 | 2.40560 | 945,495.25 |
| | | | 945,495.25 | | | | 1.900420 | | 4,914.50 |
| 160045149 | | NR | 250,000.00 | BARTON COUNTY KANSAS | 3.0000 | 02/01/2028 | 2.226120 | 1.80316 | 256,091.03 |
| 069467GR3 | BBW | A+ | 265,720.00 | 02/01/22 100.000000 c | | 05/16/2013 | 1.758640 | | -1,216.03 |
| 1 Holdings | | | 250,000.00 | EX MUNI LEASE/COP | 3.0000 | | 2.226120 | 1.80316 | 256,091.03 |
| | | | 265,720.00 | | | | 1.758640 | | -1,216.03 |
| 160038212 | | Aaa | 470,000.00 | SHELDON TEXAS ZERO COUPON | 3.5000 | 02/15/2028 | 4.374030 | 3.50000 | 354,570.36 |
| 822516L57 | BBW | NR | 268,031.60 | | | 12/01/2011 | 3.455480 | | 53,713.94 |
| 1 Holdings | | | 470,000.00 | EXEMPT MUNICIPALS | 3.5000 | | 4.374030 | 3.50000 | 354,570.36 |
| | | | 268,031.60 | | | | 3.455480 | | 53,713.94 |
| 160052191 | | Aaa | 500,000.00 | FANNIE MAE | 2.2500 | 09/21/2028 | 3.007010 | 2.98787 | 471,855.73 |
| 3136G35N1 | BBW | AA+ | 466,062.50 | 03/21/20 100.000000 c | | 09/21/2016 | 2.375530 | | 22,863.77 |
| 1 Holdings | | | 500,000.00 | GOVT AGENCIES | 2.2500 | | 3.007010 | 2.98787 | 471,855.73 |
| | | | 466,062.50 | | | | 2.375530 | | 22,863.77 |
| 160028663 | | A1 | 500,000.00 | COOK COUNTY ILLINOIS | 4.6250 | 11/15/2028 | 5.572660 | 4.62500 | 500,000.00 |
| 2131838N9 | BBW | NR | 527,975.00 | 01/30/20 100.000000 c | | 02/22/2006 | 4.402400 | | .00 |
| 1 Holdings | | | 500,000.00 | EXEMPT MUNICIPALS | 4.6250 | | 5.572660 | 4.62500 | 500,000.00 |
| | | | 527,975.00 | | | | 4.402400 | | .00 |



Maturity Distribution Report

SAMPLE PORTFOLIO
CITY, WI


InTrader (matdisbrpt)

Last: 11/30/2019

As-of: 12/31/2019

1999 199999

| Ticket Cusip/Sec | PI Loc | Moody S&P | Par/Cur Face Prin Cost | Description C-P Date/Price/Code | Rate Issued Dt | Maturity Est Mat Dt | Tax Eq Yld Aft Tx Yld | Book Yield | Book Value Unrealized P/L |
|----------------------------|--------|-----------|------------------------|---------------------------------|-----------------|---------------------|-----------------------|----------------|---------------------------|
| 5 Holdings for 2028 | | | 2,665,495.25 | Holdings | 3.04145 | | 3.442753 | 3.06761 | 2,528,012.37 |
| 8.36 Yrs | | | 2,473,284.35 | | | | 2.719772 | | 80,276.18 |
| 160045159 | | Aa3 | 400,000.00 | JEFFERSON COUNTY KENTUCKY | 5.1250 | 11/01/2029 | 4.536250 | 4.53625 | 401,904.74 |
| 472904P21 | BBW | AA- | 409,000.00 | 11/01/20 100.000000 c | | 11/01/2010 | 3.583640 | | 8,179.26 |
| 1 Holdings | | | 400,000.00 | TAXABLE MUNICIPALS | 5.1250 | | 4.536250 | 4.53625 | 401,904.74 |
| | | | 409,000.00 | | | | 3.583640 | | 8,179.26 |
| 1 Holdings for 2029 | | | 400,000.00 | Holdings | 5.1250 | | 4.536250 | 4.53625 | 401,904.74 |
| 9.84 Yrs | | | 409,000.00 | | | | 3.583640 | | 8,179.26 |
| 160045152 | | NR | 100,000.00 | WATHENA KANSAS | 4.0000 | 05/01/2033 | 5.006940 | 4.00000 | 100,000.00 |
| 94243TAZ9 | BBW | NR | 100,000.00 | 01/30/20 100.000000 c | | 10/18/2012 | 3.955480 | | 72.00 |
| 1 Holdings | | | 100,000.00 | EXEMPT MUNICIPALS | 4.0000 | | 5.006940 | 4.00000 | 100,000.00 |
| | | | 100,000.00 | | | | 3.955480 | | 72.00 |
| 1 Holdings for 2033 | | | 100,000.00 | Holdings | 4.0000 | | 5.006940 | 4.00000 | 100,000.00 |
| 13.34 Yrs | | | 100,000.00 | | | | 3.955480 | | 72.00 |
| 160058527 | | A2 | 495,000.00 | NEW LONDON WISCONSIN REVENUE | 3.0000 | 12/01/2037 | 3.528750 | 2.83223 | 500,852.57 |
| 646720LA8 | BBW | AA | 501,187.50 | 12/01/27 100.000000 c | | 06/27/2019 | 2.787710 | | 9,551.83 |
| 1 Holdings | | | 495,000.00 | EXEMPT MUNICIPALS | 3.0000 | | 3.528750 | 2.83223 | 500,852.57 |
| | | | 501,187.50 | | | | 2.787710 | | 9,551.83 |
| 1 Holdings for 2037 | | | 495,000.00 | Holdings | 3.0000 | | 3.528750 | 2.83223 | 500,852.57 |
| 17.93 Yrs | | | 501,187.50 | | | | 2.787710 | | 9,551.83 |
| 160044193 | | NR | 500,000.00 | ATTALLA ALABAMA | 3.7500 | 09/01/2039 | 4.696240 | 3.75496 | 499,657.27 |
| 049721DT7 | BBW | AA | 499,600.00 | 09/01/23 100.000000 c | | 08/15/2014 | 3.710030 | | 20,427.73 |
| 1 Holdings | | | 500,000.00 | EXEMPT MUNICIPALS | 3.7500 | | 4.696240 | 3.75496 | 499,657.27 |
| | | | 499,600.00 | | | | 3.710030 | | 20,427.73 |
| 1 Holdings for 2039 | | | 500,000.00 | Holdings | 3.7500 | | 4.696240 | 3.75496 | 499,657.27 |
| 19.68 Yrs | | | 499,600.00 | | | | 3.710030 | | 20,427.73 |
| 73 Holdings | | | 31,106,324.09 | Report Totals | 02.82086 | | 2.707678 | 2.59986 | 31,277,513.38 |
| 4.07 Yrs | | | 31,356,531.81 | | | | 2.139066 | | 226,202.06 |



Mortgage-Backed Securities Asset Analysis

SAMPLE PORTFOLIO
CITY, WI

InTrader (mgbanal)

Last: 11/30/2019

As-of: 12/31/2019

1999 199999

| Cusip | Description | Rate(V/I) | Maturity | Par/Orig Face | Fac Date | Iss Date | * * * | C P R | * * * | Tick-CPR | Dura | WAC |
|------------------|-------------------------------|------------|---------------|---------------|------------|----------|--------------------------|--------|--------|----------|------------------------|----------|
| Am | Ticket | FFIEC Test | Vintage Issue | Current Face | Cur Factor | Pur Date | 3-Mth | 6-Mth | 12-Mth | PSA | WAL | WAM |
| | Pool | | | MTD Book | Pur Price | Est. Mat | Iss Dt | Pur Dt | Actng | Sec-CPR | WAL Dt | WAM Dt |
| Group 200 | | | | | | | | | | | | |
| 31418AXP8 | FANNIE MAE POOL #MA1585 | | | 1,500,000.00 | 12/01/2019 | 08/01/13 | | | | | 1.46 | 2.50 |
| | 160035778 | 2.000 | 09/01/2023 | 291,935.16 | .19462344 | 08/16/13 | 19.36 | 18.91 | 16.63 | 0 | 1.60 | 045 |
| G | MA1585 | | | 1.920216 | 100.281250 | 07/01/21 | 10.81 | 6.70 | 18.91 | | 07/01/21 | 09/01/23 |
| 31418A6Z6 | FANNIE MAE POOL #MA1787 | | | 5,500,000.00 | 12/01/2019 | 01/01/14 | | | | | 1.69 | 3.00 |
| | 198063343 | 2.500 | 02/01/2024 | 1,079,588.79 | .19628887 | 12/23/19 | 15.43 | 15.06 | 14.93 | 0 | 1.82 | 050 |
| G | MA1787 | | | 2.271760 | 100.894528 | 10/01/21 | 13.09 | na | 15.06 | | 10/01/21 | 02/01/24 |
| 36241K4V7 | GINNIE MAE POOL #782636 | | | 2,000,000.00 | 12/01/2019 | 04/01/09 | | | | | 1.66 | 4.50 |
| | 159002553 | 4.000 | 04/15/2024 | 85,596.56 | .04279828 | 01/14/11 | 16.75 | 17.65 | 13.65 | 0 | 1.80 | 052 |
| G | 782636 | | | 3.999974 | 104.656250 | 05/01/16 | 18.12 | 22.06 | 17.65 | | 10/01/21 | 04/15/24 |
| 31418NYE4 | FANNIE MAE POOL #AD1608 | | | 8,800,000.00 | 12/01/2019 | 02/01/10 | | | | | 1.77 | 4.50 |
| | 160043799 | 4.000 | 02/01/2025 | 336,103.59 | .03819359 | 04/18/16 | 21.58 | 22.09 | 19.91 | 0 | 1.92 | 062 |
| G | AD1608 | | | 1.921563 | 106.437500 | 11/01/21 | 21.68 | 21.40 | 22.09 | | 11/01/21 | 02/01/25 |
| 3138LABT5 | FANNIE MAE DUS POOL #AM9049 | | | 1,125,000.00 | 12/01/2019 | 06/01/15 | | | | | 2.72 | 3.55 |
| | 160052181 | 3.050 | 06/01/2025 | 1,043,385.18 | .92745349 | 11/08/17 | 0.00 | 0.00 | 0.00 | 0 | 2.95 | 066 |
| G | AM9049 | | | 2.094333 | 106.218750 | 11/01/22 | 0.00 | na | 0.00 | | 11/01/22 | 06/01/25 |
| 31294MCU3 | FREDDIE MAC GOLD POOL #E02783 | | | 2,150,000.00 | 12/01/2019 | 09/01/10 | | | | | 2.20 | 4.50 |
| | 160031234 | 4.000 | 09/01/2025 | 107,950.40 | .05020949 | 07/17/12 | 15.87 | 13.14 | 12.35 | 0 | 2.40 | 069 |
| G | E02783 | | | 2.779390 | 106.406000 | 05/01/22 | 21.37 | 22.66 | 13.14 | | 05/01/22 | 09/01/25 |
| 31419AYS0 | FANNIE MAE POOL #AE0720 | | | 10,000,000.00 | 12/01/2019 | 12/01/10 | | | | | 2.30 | 4.00 |
| | 198063344 | 3.500 | 01/01/2026 | 1,197,712.10 | .11977121 | 12/18/19 | 14.67 | 13.75 | 14.07 | 0 | 2.49 | 073 |
| G | AE0720 | | | 2.844466 | 103.634069 | 06/01/22 | 14.23 | na | 13.75 | | 06/01/22 | 01/01/26 |
| 3128Q0FZ5 | FREDDIE MAC POOL #J19184 | | | 4,000,000.00 | 12/01/2019 | 05/01/12 | | | | | 2.70 | 3.00 |
| | 198063345 | 2.500 | 05/01/2027 | 1,045,373.40 | .26134335 | 12/27/19 | 12.26 | 12.23 | 11.35 | 0 | 2.92 | 089 |
| G | J19184 | | | 2.296580 | 101.374388 | 11/01/22 | 9.36 | na | 12.23 | | 11/01/22 | 05/01/27 |
| | | | | | | | Begin Pay Date: 02/15/14 | | | | End Pay Date: 02/15/27 | |
| 3138W9RK8 | FANNIE MAE POOL #AS0489 | | | 475,000.00 | 12/01/2019 | 08/01/13 | | | | | 2.86 | 3.00 |
| | 160037654 | 2.500 | 09/01/2028 | 162,710.14 | .34254766 | 04/25/14 | 13.22 | 14.74 | 12.45 | 225 | 3.10 | 105 |
| G | AS0489 | | | 2.469893 | 100.125000 | 01/01/23 | 9.27 | 7.56 | 14.74 | | 01/01/23 | 09/01/28 |
| | | | | | | | Begin Pay Date: 05/25/14 | | | | End Pay Date: 06/25/28 | |
| 3138EKZN8 | FANNIE MAE POOL #AL3448 ARM | | | 750,000.00 | 12/01/2019 | 04/01/13 | | | | | 3.94 | 5.01 |
| | 160034395 | 4.514 V | 04/01/2038 | 161,293.76 | .21505834 | 04/24/13 | 12.07 | 15.50 | 21.81 | 0 | 4.57 | 220 |
| G | AL3448 | | | 3.315636 | 107.750000 | 07/01/24 | 18.50 | 14.08 | 15.50 | | 07/01/24 | 04/01/38 |
| 36225EQ47 | GINNIE MAE II POOL #82274 ARM | | | 2,000,000.00 | 12/01/2019 | 01/01/09 | | | | | 6.04 | 4.50 |
| | 160052182 | 4.000 V | 01/20/2039 | 105,861.54 | .05293077 | 11/01/17 | 0.38 | 6.33 | 12.17 | 0 | 7.39 | 229 |
| T | 082274 | | | 3.645480 | 103.124998 | 06/01/27 | 21.82 | 19.01 | 6.33 | | 06/01/27 | 01/20/39 |
| 36179MBC3 | GINNIE MAE POOL #MA0035 ARM | | | 500,000.00 | 12/01/2019 | 04/01/12 | | | | | 2.20 | 4.38 |
| | 160031373 | 3.875 V | 04/20/2042 | 45,805.61 | .09161122 | 06/29/12 | 23.98 | 32.89 | 27.15 | 0 | 2.42 | 268 |
| G | MA0035 | | | 2.048556 | 106.422000 | 06/01/22 | 25.25 | 25.41 | 32.89 | | 06/01/22 | 04/20/42 |

Group 220



Mortgage-Backed Securities Asset Analysis

SAMPLE PORTFOLIO
CITY, WI

InTrader (mgbanal)

Last: 11/30/2019

As-of: 12/31/2019

1999 199999

| Cusip | Description | Rate(V/I) | Maturity | Par/Orig Face | Fac Date | Iss Date | * * * | C P R | * * * | Tick-CPR | Dura | WAC |
|------------------|--------------------------------|------------|---------------|---------------|------------|----------|--------------------------|--------|--------|------------------------|----------|----------|
| Am | Ticket | FFIEC Test | Vintage Issue | Current Face | Cur Factor | Pur Date | 3-Mth | 6-Mth | 12-Mth | PSA | WAL | WAM |
| | Pool | | | MTD Book | Pur Price | Est. Mat | Iss Dt | Pur Dt | Actng | Sec-CPR | WAL Dt | WAM Dt |
| Group 220 | | | | | | | | | | | | |
| 3137AME60 | FREDDIE MAC CMO SERIES K017 | | | 5,000,000.00 | 12/01/2019 | 03/01/12 | | | | | 1.01 | 3.37 |
| | 160052186 | 2.873 | 12/01/2021 | 4,662,748.80 | .93254976 | 10/25/17 | 0.00 | 0.00 | 0.00 | 0 | 1.81 | 024 |
| G | | | | 2.369431 | 101.875000 | 10/01/21 | 0.00 | 0.00 | 0.00 | | 10/01/21 | 12/01/21 |
| | | | | | | | Begin Pay Date: 01/01/20 | | | End Pay Date: 12/01/21 | | |
| 3136A87J3 | FANNIE MAE CMO SERIES 2012-M15 | | | 500,000.00 | 12/01/2019 | 10/01/12 | | | | | 1.41 | 3.08 |
| | 160046356 | 2.582 V | 10/25/2022 | 151,028.38 | .30205676 | 05/28/13 | 76.51 | 67.42 | 40.55 | 0 | 2.59 | 034 |
| T | | | | 2.095417 | 102.875000 | 08/01/22 | 0.59 | 0.00 | 67.42 | | 08/01/22 | 10/25/22 |
| | | | | | | | Begin Pay Date: 01/01/20 | | | End Pay Date: 10/01/22 | | |
| 3136ARQ76 | FANNIE MAE ACES CMO 2016-M5 | | | 2,000,000.00 | 12/01/2019 | 05/01/16 | | | | | 1.65 | 3.07 |
| | 160046357 | 2.566 V | 04/25/2023 | 273,617.00 | .1368085 | 05/31/16 | 20.40 | 10.21 | 64.52 | 0 | 3.23 | 040 |
| T | | | | 2.209408 | 100.296875 | 03/01/23 | 41.30 | 41.89 | 10.21 | | 03/01/23 | 04/25/23 |
| | | | | | | | Begin Pay Date: 01/01/20 | | | End Pay Date: 04/01/23 | | |
| 31394LMW9 | FREDDIE MAC CMO SERIES 2712 | | | 1,250,000.00 | 12/01/2019 | 11/01/03 | | | | | 1.61 | 5.00 |
| | 160031370 | 4.500 | 11/15/2023 | 79,979.91 | .06398393 | 07/17/12 | 19.62 | 18.69 | 17.43 | 0 | 1.49 | 047 |
| G | | | | 2.044061 | 108.437000 | 06/01/21 | 8.79 | 22.05 | 18.69 | | 06/01/21 | 11/15/23 |
| | | | | | | | Begin Pay Date: 01/01/20 | | | End Pay Date: 04/01/23 | | |
| 3137BYMP2 | FREDDIE MAC CMO SERIES KJ14 | | | 2,500,000.00 | 12/01/2019 | 06/01/17 | | | | | 1.86 | 2.70 |
| | 164021598 | 2.197 | 11/25/2023 | 631,522.78 | .25260911 | 11/20/17 | 83.72 | 81.75 | 66.53 | 0 | 2.76 | 047 |
| G | | | | 2.336771 | 99.343750 | 10/01/22 | 40.98 | 42.53 | 81.75 | | 10/01/22 | 11/25/23 |
| | | | | | | | Begin Pay Date: 01/01/20 | | | End Pay Date: 09/01/23 | | |
| 3136A2EW9 | FANNIE MAE CMO SERIES 2011-113 | | | 700,000.00 | 12/25/2019 | 10/25/11 | | | | | 2.49 | 2.54 |
| | 160037186 | 2.042 V | 11/25/2026 | 110,150.29 | .15735755 | 02/07/14 | 14.86 | 17.07 | 17.18 | 0 | 2.11 | 083 |
| T | | | | 2.020981 | 99.871899 | 01/25/22 | 13.33 | 13.04 | 17.07 | | 01/25/22 | 11/25/26 |
| | | | | | | | Begin Pay Date: 12/01/19 | | | End Pay Date: 02/01/25 | | |
| 38378ER62 | GINNIE MAE CMO SERIES 2012-81 | | | 1,200,000.00 | 12/01/2019 | 06/01/12 | | | | | 2.52 | 2.00 |
| | 160031374 | 1.500 | 04/20/2027 | 138,206.89 | .11517241 | 07/27/12 | 26.90 | 22.00 | 19.44 | 0 | 2.18 | 088 |
| G | | | | 1.114354 | 100.719000 | 03/01/22 | 18.44 | 19.67 | 22.00 | | 03/01/22 | 04/20/27 |
| | | | | | | | Begin Pay Date: 01/01/20 | | | End Pay Date: 02/01/25 | | |
| 3136ATX33 | FANNIE MAE ACES CMO SERIES | | | 1,000,000.00 | 12/25/2019 | 09/25/16 | | | | | 4.04 | 2.91 |
| | 159004261 | 2.406 V | 08/25/2028 | 945,495.25 | .94549525 | 02/08/17 | 0.00 | 0.00 | 0.00 | 0 | 8.08 | 104 |
| | | | | 2.421846 | 100.000000 | 01/25/28 | 0.00 | 0.00 | 0.00 | | 01/25/28 | 08/25/28 |
| | | | | | | | Begin Pay Date: 12/01/19 | | | End Pay Date: 08/01/28 | | |
| 38373VY46 | GINNIE MAE CMO SERIES 2002-77 | | | 1,000,000.00 | 12/16/2019 | 11/16/02 | | | | | 5.88 | 2.72 |
| | 160029753 | 2.220 V | 11/16/2032 | 18,294.89 | .01829489 | 04/01/12 | 11.90 | 12.57 | 11.09 | 0 | 3.76 | 155 |
| T | | | | 2.129644 | 100.500002 | 09/16/23 | 17.89 | 17.88 | 12.57 | | 09/16/23 | 11/16/32 |
| | | | | | | | Begin Pay Date: 01/01/20 | | | End Pay Date: 11/01/32 | | |
| 38373VY46 | GINNIE MAE CMO SERIES 2002-77 | | | 1,000,000.00 | 12/16/2019 | 11/16/02 | | | | | 5.88 | 2.72 |
| | 198051872 | 2.220 V | 11/16/2032 | 18,294.89 | .01829489 | 11/16/17 | 11.90 | 12.57 | 11.09 | 0 | 3.76 | 155 |
| T | | | | 2.171002 | 100.249991 | 09/16/23 | 17.89 | 8.57 | 12.57 | | 09/16/23 | 11/16/32 |
| | | | | | | | Begin Pay Date: 01/01/20 | | | End Pay Date: 11/01/32 | | |



Mortgage-Backed Securities Asset Analysis

SAMPLE PORTFOLIO
CITY, WI

InTrader (mgbanal)

Last: 11/30/2019

As-of: 12/31/2019

1999 199999

| Cusip | Description | Rate(V/I) | Maturity | Par/Orig Face | Fac Date | Iss Date | * * * | C P R | * * * | Tick-CPR | Dura | WAC |
|-----------------------|--------------------------------|------------|---------------|---------------|------------|----------|--------------------------|--------|--------|------------------------|----------|----------|
| Am | Ticket | FFIEC Test | Vintage Issue | Current Face | Cur Factor | Pur Date | 3-Mth | 6-Mth | 12-Mth | PSA | WAL | WAM |
| | Pool | | | MTD Book | Pur Price | Est. Mat | Iss Dt | Pur Dt | Actng | Sec-CPR | WAL Dt | WAM Dt |
| Group 220 | | | | | | | | | | | | |
| 31394CGV8 | FANNIE MAE CMO SERIES 2005-13 | | | 4,289,153.00 | 12/25/2019 | 02/25/05 | | | | | 6.53 | 2.69 |
| | 159000664 | 2.192 V | 03/25/2035 | 87,253.21 | .02034276 | 10/01/08 | 3.74 | 4.21 | 6.74 | 0 | 4.29 | 183 |
| | | | | 2.138603 | 100.000000 | 03/25/24 | 20.46 | 17.19 | 4.21 | | 03/25/24 | 03/25/35 |
| | | | | | | | Begin Pay Date: 12/01/19 | | | End Pay Date: 06/01/34 | | |
| 38377YWD8 | GINNIE MAE CMO SERIES 2011-140 | | | 2,000,000.00 | 12/01/2019 | 10/01/01 | | | | | 1.47 | 2.50 |
| | 209001907 | 2.000 | 08/16/2039 | 344,481.58 | .17224079 | 08/28/18 | 34.41 | 32.53 | 28.18 | 0 | 1.33 | 236 |
| | | | | 2.000014 | 100.000000 | 05/01/21 | 6.93 | 24.31 | 32.53 | | 05/01/21 | 08/16/39 |
| | | | | | | | Begin Pay Date: 01/01/20 | | | End Pay Date: 12/01/22 | | |
| 38381XVN3 | GINNIE MAE CMO SERIES 19-99 | | | 1,000,000.00 | 12/01/2019 | 08/01/19 | | | | | 11.41 | 3.50 |
| | 198061575 | 3.000 | 08/01/2049 | 983,243.52 | .98324352 | 10/31/19 | na | na | na | 0 | 5.29 | 356 |
| G | | | | 2.842237 | 101.480469 | 04/01/25 | 3.12 | na | 3.12 | | 04/01/25 | 08/01/49 |
| | | | | | | | Begin Pay Date: 01/01/20 | | | End Pay Date: 03/01/49 | | |
| 38381XVN3 | GINNIE MAE CMO SERIES 19-99 | | | 1,500,000.00 | 12/01/2019 | 08/01/19 | | | | | 11.41 | 3.50 |
| | 198061576 | 3.000 | 08/01/2049 | 1,474,865.28 | .98324352 | 10/31/19 | na | na | na | 0 | 5.29 | 356 |
| G | | | | 2.842237 | 101.480469 | 04/01/25 | 3.12 | na | 3.12 | | 04/01/25 | 08/01/49 |
| | | | | | | | Begin Pay Date: 01/01/20 | | | End Pay Date: 03/01/49 | | |
| Group 230 | | | | | | | | | | | | |
| 83162CTN3 | SMALL BUSINESS ADMINISTRATION | | | 1,200,000.00 | 09/01/2019 | 09/15/10 | | | | | 3.86 | 3.71 |
| | 160052382 | 3.210 | 09/01/2030 | 402,383.46 | .33531955 | 03/07/13 | na | 8.54 | 8.05 | 0 | 7.38 | 129 |
| G | | | | 2.729062 | 107.625000 | 03/01/27 | 6.92 | 9.11 | 8.54 | | 03/01/27 | 09/01/30 |
| 83165ARA4 | SMALL BUSINESS ADMINISTRATION | | | 500,000.00 | 12/01/2019 | 09/01/14 | | | | | 2.50 | 5.75 |
| | 198011705 | 5.250 V | 09/25/2039 | 196,813.91 | .39362782 | 01/29/15 | 26.95 | 30.24 | 28.50 | 503 | 2.72 | 237 |
| C | 522081 | | | -2.369925 | 115.375000 | 10/01/22 | 14.39 | 14.99 | 30.24 | | 10/01/22 | 09/25/39 |
| 83165ARA4 | SMALL BUSINESS ADMINISTRATION | | | 500,000.00 | 12/01/2019 | 09/01/14 | | | | | 2.50 | 5.75 |
| | 198011706 | 5.250 V | 09/25/2039 | 196,813.91 | .39362782 | 01/29/15 | 26.95 | 30.24 | 28.50 | 503 | 2.72 | 237 |
| T | 522081 | | | -1.849529 | 115.375000 | 10/01/22 | 14.39 | 14.99 | 30.24 | | 10/01/22 | 09/25/39 |
| 83165ARA4 | SMALL BUSINESS ADMINISTRATION | | | 500,000.00 | 12/01/2019 | 09/01/14 | | | | | 2.50 | 5.75 |
| | 198011707 | 5.250 V | 09/25/2039 | 196,813.91 | .39362782 | 01/29/15 | 26.95 | 30.24 | 28.50 | 503 | 2.72 | 237 |
| T | 522081 | | | -1.849529 | 115.375000 | 10/01/22 | 14.39 | 14.99 | 30.24 | | 10/01/22 | 09/25/39 |
| **Group Totals | | | | | | | | | | | | |
| Group | Description | | | Par/Orig Face | Fac Date | Iss Date | * * * | C P R | * * * | Tick-CPR | Dura | WAC |
| | | | | Current Face | Cur Factor | Pur Date | 3-Mth | 6-Mth | 12-Mth | PSA | WAL | WAM |
| | | | | MTD Book | Pur Price | Est. Mat | Iss Dt | Pur Dt | Actng | Sec-CPR | WAL Dt | WAM Dt |
| 200 | GOVT ABS/MBS | | | 38,800,000.00 | | | | | | | 2.39 | 3.532 |
| | | | | 5,663,316.23 | .3155289 | | 12.02 | 12.04 | 11.79 | | 2.61 | 078 |
| | | | | 2.4219806 | 103.298584 | | 11.15 | 15.63 | 12.04 | | | |
| 220 | GOVT CMO/REMIC | | | 24,939,153.00 | | | | | | | 4.09 | 3.252 |
| | | | | 9,919,182.67 | .8077008 | | 11.92 | 11.06 | 10.98 | | 3.40 | 127 |
| | | | | 2.4422361 | 101.341778 | | 5.45 | 7.27 | 9.08 | | | |



Mortgage-Backed Securities Asset Analysis

SAMPLE PORTFOLIO
CITY, WI

InTrader (mgbanal)

Last: 11/30/2019

As-of: 12/31/2019

1999 199999

****Group Totals**

| Group | Description | Par/Orig Face | Fac Date | Iss Date | * * * | C P R | * * * | Tick-CPR | Dura | WAC |
|-------|---------------------|---------------|------------|----------|--------|--------|--------|----------|--------|--------|
| | | Current Face | Cur Factor | Pur Date | 3-Mth | 6-Mth | 12-Mth | PSA | WAL | WAM |
| | | MTD Book | Pur Price | Est. Mat | Iss Dt | Pur Dt | Actng | Sec-CPR | WAL Dt | WAM Dt |
| 230 | GOVT AGENCIES | 2,700,000.00 | | | | | | | 3.02 | 4.962 |
| | | 992,825.19 | .3711061 | | 26.95 | 21.86 | 20.60 | 0503 | 4.52 | 195 |
| | | -0.1889903 | 112.381536 | | 11.51 | 12.72 | 21.86 | | | |
| | Grand Totals | 66,439,153.00 | | | | | | | 3.44 | 3.458 |
| | | 16,575,324.09 | .6103463 | | 12.68 | 12.27 | 12.03 | | 3.20 | 115 |
| | | 2.2658524 | 102.725489 | | 7.80 | 8.99 | 10.92 | | | |

[Selection Criteria: 001-999 B]



Municipal Inventory

SAMPLE PORTFOLIO
CITY, WI

InTrader (muninv)
Last : 11/30/2019
As-of: 12/31/2019
1999 199999

| Sec ID | Description | Issued | Type | BQ | In Moody-I | Moody-U | Repayment Source | Municipal Type | Par Value | | |
|--------------|------------------------|------------|--------------|--------------|-------------|-------------|----------------------|----------------------|-------------------|-----------|--------|
| St Ticket | Rate Maturity | Settled | Tax | SH | Dura S&P-I | S&P-U | Insurance | Purpose | Book | | |
| Port/Grp | Cur | Call Desc | Date | Price | BkY | TEY Fitch-I | Fitch-U | Credit Enhancement | County | Prior Iss | Market |
| 049721DT7 | AL, ATTALLA | 08/15/2014 | 204 | y | AFS NR | | WATER REVENUE | REVENUE | 500,000.00 | | |
| AL 160044193 | 3.750 09/01/2039 | 08/29/2014 | e t | n | 3.43 AA | A | AGM | REFUNDING | 99.931 | | |
| 300 USD | Contin 09/01/2023 | 100.000 | 3.755 | 4.696 | | | | ETOWAH | 104.017 | | |
| AL | 3.750 19.68 Yrs | | | | 3.43 | | | | 500,000.00 | | |
| | 1 Holding | | 3.755 | 4.696 | | | | | 99.931 | | |
| | | | | | | | | | 104.017 | | |
| 121709UL1 | IA, BURLINGTON | 05/22/2013 | 218 | n | HTM A2 | A2 | AD VALOREM TAXES | GENERAL OBLIGATION | 100,000.00 | | |
| IA 160045154 | 1.950 06/01/2020 | 08/15/2016 | t t | n | 0.42 NR | | | REFUNDING | 100.000 | | |
| 320 USD | Contin 01/30/2020 | 100.000 | 1.616 | 1.950 | | | | DES MOINES | 99.868 | | |
| 121709UM9 | IA, BURLINGTON | 05/22/2013 | 218 | n | HTM A2 | A2 | AD VALOREM TAXES | GENERAL OBLIGATION | 200,000.00 | | |
| IA 160045155 | 2.150 06/01/2021 | 08/15/2016 | t t | n | 1.40 NR | | | REFUNDING | 100.000 | | |
| 320 USD | Contin 01/30/2020 | 100.000 | 1.772 | 2.150 | | | | DES MOINES | 99.867 | | |
| IA | 2.083 1.09 Yrs | | | | 1.08 | | | | 300,000.00 | | |
| | 2 Holdings | | 1.720 | 2.083 | | | | | 100.000 | | |
| | | | | | | | | | 99.867 | | |
| 2131838N9 | IL, COOK COUNTY | 02/22/2006 | 200 | n | AFS A1 | A1 | AD VALOREM TAXES | GENERAL OBLIGATION | 500,000.00 | | |
| IL 160028663 | 4.625 11/15/2028 | 02/21/2012 | e t | n | 0.08 NR | AA | AMBAC | REFUNDING | 100.000 | | |
| 300 USD | Contin 01/30/2020 | 100.000 | 3.200 | 5.573 | | | | COOK | 100.000 | | |
| IL | 4.625 8.88 Yrs | | | | 0.08 | | | | 500,000.00 | | |
| | 1 Holding | | 3.200 | 5.573 | | | | | 100.000 | | |
| | | | | | | | | | 100.000 | | |
| 223223CR7 | IN, COVINGTON | 06/13/2012 | 204 | y | AFS NR | | LEASE REVENUES | REVENUE | 300,000.00 | | |
| IN 160033772 | 2.650 07/15/2024 | 03/15/2013 | e e | n | 1.98 AA+ | | ST AID | REFUNDING | 100.192 | | |
| 300 USD | Contin 01/15/2022 | 100.000 | 2.553 | 3.175 | | | | FOUNTAIN | 102.024 | | |
| IN | 2.650 4.54 Yrs | | | | 1.98 | | | | 300,000.00 | | |
| | 1 Holding | | 2.553 | 3.175 | | | | | 100.192 | | |
| | | | | | | | | | 102.024 | | |
| 069467GR3 | KS, BARTON COUNTY | 05/16/2013 | 217 | y | HTM NR | | COLLEGE/UNIV REVENUE | CERT PARTICIPATION | 250,000.00 | | |
| KS 160045149 | 3.000 02/01/2028 | 07/15/2016 | e e | n | 2.02 A+ | | | CURRENT REFUNDING | 102.436 | | |
| 311 USD | Contin 02/01/2022 | 100.000 | 1.803 | 2.226 | | | | BARTON | 101.950 | | |
| 003392HY6 | KS, ABILENE | 04/28/2010 | 200 | y | AFS NR | | AD VALOREM TAXES | GENERAL OBLIGATION | 100,000.00 | | |
| KS 160045147 | 4.300 09/01/2027 | 08/01/2016 | e e | n | 0.66 NR | | | REFUNDING | 101.588 | | |
| 300 USD | Called 09/01/2020 | 100.000 | 1.892 | 2.339 | | | | DICKINSON | 102.107 | | |
| 94243TAZ9 | KS, WATHENA | 10/18/2012 | 204 | y | HTM NR | | ELEC/LIGHT/POWER REV | REVENUE | 100,000.00 | | |
| KS 160045152 | 4.000 05/01/2033 | 08/01/2016 | e e | n | 0.08 NR | | | ELEC/LIGHT/PWR IMPTS | 100.000 | | |
| 300 USD | Contin 01/30/2020 | 100.000 | 3.998 | 5.007 | | | | DONIPHAN | 100.072 | | |
| 256317DW5 | KS, DODGE CITY | 06/15/2013 | 217 | y | AFS NR | | COLLEGE/UNIV REVENUE | CERT PARTICIPATION | 125,000.00 | | |
| KS 160045148 | 2.400 04/15/2025 | 08/01/2016 | e e | n | 1.27 A+ | | | UNIV & COLLEGE IMPS | 101.055 | | |
| 311 USD | Contin 04/15/2021 | 100.000 | 1.570 | 1.931 | | | | FORD | 100.843 | | |



Municipal Inventory

SAMPLE PORTFOLIO
CITY, WI

InTrader (muninv)
Last : 11/30/2019
As-of: 12/31/2019
1999 199999

| Sec ID | Description | Issued | Type | BQ | In Moody-I | Moody-U | Repayment Source | Municipal Type | Par Value | | |
|------------------|-----------------------|------------|--------------|-------|--------------|-------------|-------------------|---------------------|---------------------|-----------|--------|
| St Ticket | Rate Maturity | Settled | Tax | SH | Dura S&P-I | S&P-U | Insurance | Purpose | Book | | |
| Port/Grp | Cur | Call Desc | Date | Price | BkY | TEY Fitch-I | Fitch-U | Credit Enhancement | County | Prior Iss | Market |
| <u>478718D71</u> | KS, JOHNSON COUNTY | 07/01/2010 | 218 | n | AFS Aa2 | Aa2 | AD VALOREM TAXES | GENERAL OBLIGATION | 250,000.00 | | |
| KS 160045151 | 4.500 09/01/2021 | 07/01/2016 | t e | n | 0.66 AA | | | SCHOOL | 100.000 | | |
| 320 USD | Contin 09/01/2020 | 100.000 | 4.499 | | 4.500 | | | JOHNSON | 101.896 | | |
| <u>563039AJ5</u> | KS, MANHATTAN | 12/01/2009 | 222 | n | AFS NR | | SALES TAX REVENUE | REVENUE | 200,000.00 | | |
| KS 160045150 | 5.482 12/01/2020 | 08/15/2016 | t e | n | 0.08 A- | | | PUBLIC IMPROVEMENTS | 100.000 | | |
| 320 USD | Contin 01/30/2020 | 100.000 | 3.632 | | 5.482 | | | RILEY | 100.208 | | |
| <u>866398FG0</u> | KS, SUMNER COUNTY | 09/01/2011 | 200 | y | AFS NR | | AD VALOREM TAXES | GENERAL OBLIGATION | 250,000.00 | | |
| KS 160045145 | 3.250 09/01/2025 | 08/01/2016 | e e | n | 1.62 A | | | REFUNDING | 100.000 | | |
| 300 USD | Contin 09/01/2021 | 100.000 | 3.250 | | 4.058 | | | SUMNER | 103.192 | | |
| <u>949544MQ0</u> | KS, WELLINGTON | 08/01/2013 | 200 | y | HTM NR | | AD VALOREM TAXES | GENERAL OBLIGATION | 155,000.00 | | |
| KS 160045146 | 3.200 09/01/2025 | 08/15/2016 | e e | n | 1.62 A+ | | | PUBLIC IMPROVEMENTS | 99.918 | | |
| 300 USD | Contin 09/01/2021 | 100.000 | 3.216 | | 4.011 | | | SUMNER | 103.095 | | |
| KS | 3.783 4.89 Yrs | | | | 1.10 | | | | 1,430,000.00 | | |
| | 8 Holdings | | 3.076 | | 3.769 | | | | 100.620 | | |
| | | | | | | | | | 101.821 | | |
| <u>472904P21</u> | KY, JEFFERSON COUNTY | 11/01/2010 | 222 | n | AFS Aa3 | Aa2 | LEASE REVENUES | REVENUE | 400,000.00 | | |
| KY 160045159 | 5.125 11/01/2029 | 08/03/2016 | t e | n | 0.82 AA- | | SEEK | SCHOOL | 100.476 | | |
| 320 USD | Contin 11/01/2020 | 100.000 | 4.534 | | 4.536 | | | JEFFERSON | 102.521 | | |
| KY | 5.125 9.84 Yrs | | | | 0.82 | | | | 400,000.00 | | |
| | 1 Holding | | 4.534 | | 4.536 | | | | 100.476 | | |
| | | | | | | | | | 102.521 | | |
| <u>869265YJ1</u> | NJ, SUSSEX COUNTY | 06/30/2015 | 200 | y | AFS NR | | AD VALOREM TAXES | GENERAL OBLIGATION | 150,000.00 | | |
| NJ 160052207 | 2.000 03/15/2023 | 11/17/2017 | e e | n | 3.11 AA+ | | | UNIV & COLLEGE IMPS | 100.000 | | |
| 300 USD | | 0.000 | 2.000 | | 2.475 | | | SUSSEX | 102.987 | | |
| NJ | 2.000 3.21 Yrs | | | | 3.11 | | | | 150,000.00 | | |
| | 1 Holding | | 2.000 | | 2.475 | | | | 100.000 | | |
| | | | | | | | | | 102.987 | | |
| <u>822516L57</u> | TX, SHELDON | 12/01/2011 | 202 | y | AFS Aaa | Aa2 | AD VALOREM TAXES | GENERAL OBLIGATION | 470,000.00 | | |
| TX 160038212 | 3.500 02/15/2028 | 12/08/2011 | e t | n | 8.13 NR | | PSFGTD | REFUNDING | 75.441 | | |
| 300 USD | | 0.000 | 3.500 | | 4.374 | | | HARRIS | 86.869 | | |
| TX | 3.500 8.13 Yrs | | | | 8.13 | | | | 470,000.00 | | |
| | 1 Holding | | 3.500 | | 4.374 | | | | 75.441 | | |
| | | | | | | | | | 86.869 | | |
| <u>976622JE1</u> | WI, WISCONSIN DELLS | 08/15/2016 | 200 | y | AFS NR | | AD VALOREM TAXES | GENERAL OBLIGATION | 300,000.00 | | |
| WI 160052197 | 1.600 03/01/2024 | 11/15/2017 | e t | n | 4.03 NR | | | REFUNDING | 98.835 | | |
| 300 USD | | 0.000 | 1.892 | | 2.269 | | | ADAMS/COLUMBIA/SAUK | 100.800 | | |
| <u>045141TQ1</u> | WI, ASHWAUBENON | 06/01/2016 | 200 | y | AFS Aa2 | Aa2 | AD VALOREM TAXES | GENERAL OBLIGATION | 840,000.00 | | |
| WI 160052194 | 2.000 06/01/2021 | 11/22/2017 | e t | n | 1.40 NR | | | PUBLIC IMPROVEMENTS | 100.967 | | |
| 300 USD | | 0.000 | 1.309 | | 1.600 | | | BROWN | 101.150 | | |



Municipal Inventory
SAMPLE PORTFOLIO
CITY, WI

InTrader (muninv)
Last : 11/30/2019
As-of: 12/31/2019
1999 199999

| Sec ID | Description | Issued | Type | BQ | In | Moody-I | Moody-U | Repayment Source | Municipal Type | Par Value | | |
|-------------------|-----------------------|------------|--------------|-------|--------------|---------|---------|------------------|--------------------|---------------------|-----------|---------------------|
| St Ticket | Rate Maturity | Settled | Tax | SH | Dura | S&P-I | S&P-U | Insurance | Purpose | Book | | |
| Port/Grp | Cur | Call Desc | Date | Price | BkY | TEY | Fitch-I | Fitch-U | Credit Enhancement | County | Prior Iss | Market |
| 022029KT8 | WI, ALTOON | 09/15/2016 | 200 | y | AFS | NR | | | AD VALOREM TAXES | GENERAL OBLIGATION | | 500,000.00 |
| WI 160052195 | 1.750 12/01/2022 | 11/17/2017 | e t | n | 2.86 | AA- | | | | WATER | | 100.588 |
| 300 USD | | 0.000 | 1.543 | | 1.897 | | | | | EAU CLAIRE | | 101.188 |
| 590230RM2 | WI, MERRILL | 10/11/2016 | 200 | y | HTM | NR | | | AD VALOREM TAXES | GENERAL OBLIGATION | | 200,000.00 |
| WI 160052196 | 1.350 10/01/2023 | 11/15/2017 | e t | n | 3.66 | A- | | | | CURRENT REFUNDING | | 100.000 |
| 300 USD | | 0.000 | 1.350 | | 1.653 | | | | | LINCOLN | | 99.754 |
| 12946RBB7 | WI, CALEDONIA | 07/21/2016 | 204 | y | HTM | A1 | | A1 | WATER REVENUE | REVENUE | | 110,000.00 |
| WI 160052198 | 2.000 05/01/2024 | 11/20/2017 | e t | n | 4.16 | NR | | | | WATER | | 99.946 |
| 300 USD | | 0.000 | 2.013 | | 2.489 | | | | | RACINE | | 102.290 |
| 980694CG6 | WI, WOODVILLE | 12/27/2011 | 218 | n | AFS | NR | | | AD VALOREM TAXES | GENERAL OBLIGATION | | 115,000.00 |
| WI 160055743 | 4.000 03/01/2026 | 09/19/2018 | t t | n | 1.14 | NR | | | | REFUNDING | | 99.998 |
| 320 USD | Contin 03/01/2021 | 100.000 | 4.000 | | 4.000 | | | | | ST CROIX | | 100.601 |
| 675634JS9 | WI, OCONOMOWOC | 07/01/2009 | 218 | n | AFS | Aa2 | | Aa2 | AD VALOREM TAXES | GENERAL OBLIGATION | | 150,000.00 |
| WI 160020842 | 5.625 04/01/2022 | 02/15/2011 | t t | n | 0.08 | NR | | | | PUBLIC IMPROVEMENTS | | 100.000 |
| 320 USD | Contin 01/30/2020 | 100.000 | 5.624 | | 5.625 | | | | | WAUKESHA | | 100.000 |
| 625056AD8 | WI, MUKWONAGO | 02/10/2016 | 200 | y | HTM | NR | | | AD VALOREM TAXES | GENERAL OBLIGATION | | 300,000.00 |
| WI 160052193 | 1.150 02/01/2020 | 11/30/2017 | e t | n | 0.09 | NR | | | | STREET RECONSTRUCT | | 100.000 |
| 300 USD | | 0.000 | 1.150 | | 1.399 | | | | | WAUKESHA/WALWORTH | | 99.987 |
| 646720LA8 | WI, NEW LONDON | 06/27/2019 | 204 | y | AFS | A2 | | A3 | SEWER REVENUE | REVENUE | | 495,000.00 |
| WI 160058527 | 3.000 12/01/2037 | 06/27/2019 | e t | n | 7.11 | AA | | | AGM | SEWER IMPROVEMENTS | | 101.182 |
| 300 USD | Contin 12/01/2027 | 100.000 | 2.832 | | 3.529 | | | | | WAUPACA/OUTAGAMIE | | 103.112 |
| WI | 2.212 5.01 Yrs | | | | 2.89 | | | | | | | 3,010,000.00 |
| | 9 Holdings | | 1.987 | | 2.341 | | | | | | | 100.444 |
| | | | | | | | | | | | | 101.199 |
| | | | | | | | | | | | | 7,060,000.00 |
| USD TOTALS | 3.070 6.55 Yrs | | | | 2.49 | | | | | | | 98.710 |
| | 25 Holdings | | 2.677 | | 3.313 | | | | | | | 100.577 |

[Selection Criteria: 200-249]



This page intentionally left blank

OTTI Inventory
SAMPLE PORTFOLIO
CITY, WI

InTrader (ottiinv)
Last : 11/30/2019
As-of: 12/31/2019
1999 199999

| Sec ID | Description | Rate | Purch Date | Maturity | Prior Ticket | Orig Face | Book Value |
|----------|-------------|---------|------------|-----------|--------------|-----------|------------|
| Port/Grp | Typ | Int Lvl | MktLoss Dt | Impair Dt | Moody | Par Value | Fair Value |
| Ticket | | Bk Yld | Actng Mn | OTTI Dt | S&P | OTTI Desc | Gain/Loss |

No data to report



This page intentionally left blank

Call / Put Worksheet

SAMPLE PORTFOLIO
CITY, WI

InTrader (callputwks)

Last: 11/30/2019

As-of: 12/31/2019

1999 199999

| Security | Description | Par Issue Maturity Settled | Sec Type Schedule Rate | Moody S&P Fitch Mkt Rating | Call/Put Code Call/Put Description | Date | Price Factor |
|-----------|--|--|------------------------------|-------------------------------------|---|----------------------------|------------------------|
| 3133EGA8 | FEDERAL FARM CREDIT BANK | 500,000.00 05/17/2016 05/17/2021 11/17/2017 | 118 mn 1.550 | Aaa AA+ | First: Call 5 Callable Next: Call 5 Callable | 11/22/2017 * 01/06/2020 | 100.00000 100.00000 |
| 121709UL1 | BURLINGTON IOWA TAXABLE GENERAL OBLIGATION CORP PURPOSE BOND SERIES A | 100,000.00 05/22/2013 06/01/2020 08/15/2016 | 218 jd 1.950 | A2 NR 017 | First: Call 30 Callable Next: Call 30 Callable | 06/01/2019 * 01/30/2020 | 100.00000 100.00000 |
| 121709UM9 | BURLINGTON IOWA TAXABLE GENERAL OBLIGATION CORP PURPOSE BOND SERIES A | 200,000.00 05/22/2013 06/01/2021 08/15/2016 | 218 jd 2.150 | A2 NR 017 | First: Call 30 Callable Next: Call 30 Callable | 06/01/2019 * 01/30/2020 | 100.00000 100.00000 |
| 2131838N9 | COOK COUNTY ILLINOIS GENERAL OBLIGATION SERIES A REFUNDING BOND - NON BQ | 500,000.00 02/22/2006 11/15/2028 02/21/2012 | 200 mn 4.625 | A1 NR 003 | First: Call 30 Callable Next: Call 30 Callable | 05/15/2016 * 01/30/2020 | 100.00000 100.00000 |
| 563039AJ5 | MANHATTAN KANSAS TAXABLE SALES TAX REVENUE DOWNTOWN DEVELOPMENT BOND | 200,000.00 12/01/2009 12/01/2020 08/15/2016 | 222 jd 5.482 | NR A- 021 | First: Call 30 Callable Next: Call 30 Callable | 12/01/2019 * 01/30/2020 | 100.00000 100.00000 |
| 675634JS9 | OCONOMOWOC WISCONSIN TAXABLE GENERAL OBLIGATION BUILD AMERICA BOND | 150,000.00 07/01/2009 04/01/2022 02/15/2011 | 218 ao 5.625 | Aa2 NR 015 | First: Call 30 Callable Next: Call 30 Callable | 04/01/2019 * 01/30/2020 | 100.00000 100.00000 |
| 94243TAZ9 | WATHENA KANSAS ELECTRIC UTILITY REVENUE BOND | 100,000.00 10/18/2012 05/01/2033 08/01/2016 | 204 mn 4.000 | NR NR 009 | First: Call 30 Callable Next: Call 30 Callable | 05/01/2019 * 01/30/2020 | 100.00000 100.00000 |
| 3134G94U8 | FREDDIE MAC MEDIUM TERM NOTE | 750,000.00 08/24/2016 08/24/2026 11/24/2017 | 127 fa 2.000 | Aaa AA+ | First: Call 3 Callable Next: Call 3 Callable | 02/24/2018 * 02/24/2020 | 100.00000 100.00000 |
| 3136G35N1 | FANNIE MAE | 500,000.00 09/21/2016 09/21/2028 11/20/2017 | 112 ms 2.250 | Aaa AA+ | First: Call 3 Callable Next: Call 3 Callable | 12/21/2017 * 03/21/2020 | 100.00000 100.00000 |
| 48128LCK3 | JP MORGAN CHASE BANK NA CERTIFICATE DEPOSIT FIXED TO FLOAT | 248,000.00 10/16/2019 10/16/2027 10/16/2019 | 399 jq 3.000 | | First: Call 3 Callable Next: Call 3 Callable | 04/16/2020 * 04/16/2020 | 100.00000 100.00000 |



Call / Put Worksheet

SAMPLE PORTFOLIO
CITY, WI

InTrader (callputwks)

Last: 11/30/2019

As-of: 12/31/2019

1999 199999

| Security | Description | Par Issue Maturity Settled | Sec Type Schedule Rate | Moody S&P Fitch Mkt Rating | Call/Put Code Call/Put Description | Date | Price Factor |
|-----------|--|--|------------------------------|-------------------------------------|---|----------------------------|------------------------|
| 003392HY6 | ABILENE KANSAS GENERAL OBLIGATION BOND SERIES A | 100,000.00 04/28/2010 09/01/2027 08/01/2016 | 200 ms 4.300 | NR NR 005 | First: Call 30 Called Next: Call 30 Called | 09/01/2020 * 09/01/2020 | 100.00000 100.00000 |
| 478718D71 | JOHNSON COUNTY KANSAS TAXABLE GENERAL OBLIGATION SCHOOL BUILD AMERICA BOND | 250,000.00 07/01/2010 09/01/2021 07/01/2016 | 218 ms 4.500 | Aa2 AA 015 | First: Call 30 Contin Next: Call 30 Contin | 09/01/2020 * 09/01/2020 | 100.00000 100.00000 |
| 472904P21 | JEFFERSON COUNTY KENTUCKY TAXABLE REVENUE SCHOOL DISTRICT BOND | 400,000.00 11/01/2010 11/01/2029 08/03/2016 | 222 mn 5.125 | Aa3 AA- 021 | First: Call 30 Contin Next: Call 30 Contin | 11/01/2020 * 11/01/2020 | 100.00000 100.00000 |
| 980694CG6 | VILLAGE OF WOODVILLE WI TAXABLE GENERAL OBLIGATION REFUNDING BOND SERIES 2011A | 115,000.00 12/27/2011 03/01/2026 09/19/2018 | 218 ms 4.000 | NR NR 019 | First: Call 30 Contin Next: Call 30 Contin | 03/01/2021 * 03/01/2021 | 100.00000 100.00000 |
| 256317DW5 | DODGE CITY KANSAS CERTIFICATE OF PARTICIPATION COMMUNITY COLLEGE | 125,000.00 06/15/2013 04/15/2025 08/01/2016 | 217 ao 2.400 | NR A+ | First: Call 30 Contin Next: Call 30 Contin | 04/15/2021 * 04/15/2021 | 100.00000 100.00000 |
| 866398FG0 | SUMNER COUNTY KANSAS GENERAL OBLIGATION SCHOOL DISTRICT REFUNDING BOND | 250,000.00 09/01/2011 09/01/2025 08/01/2016 | 200 ms 3.250 | NR A 005 | First: Call 30 Contin Next: Call 30 Contin | 09/01/2021 * 09/01/2021 | 100.00000 100.00000 |
| 949544MQ0 | WELLINGTON KANSAS GENERAL OBLIGATION BOND | 155,000.00 08/01/2013 09/01/2025 08/15/2016 | 200 ms 3.200 | NR A+ 005 | First: Call 30 Contin Next: Call 30 Contin | 09/01/2021 * 09/01/2021 | 100.00000 100.00000 |
| 223223CR7 | COVINGTON INDIANA REVENUE MULTI SCHOOL BUILDING REFUNDING BOND | 300,000.00 06/13/2012 07/15/2024 03/15/2013 | 204 jj 2.650 | NR AA+ 009 | First: Call 30 Contin Next: Call 30 Contin | 01/15/2022 * 01/15/2022 | 100.00000 100.00000 |
| 069467GR3 | BARTON COUNTY KANSAS CERTIFICATE OF PARTICIPATION CMNTY COLLEGE REFUNDING | 250,000.00 05/16/2013 02/01/2028 07/15/2016 | 217 fa 3.000 | NR A+ | First: Call 30 Contin Next: Call 30 Contin | 02/01/2022 * 02/01/2022 | 100.00000 100.00000 |
| 049721DT7 | ATTALLA ALABAMA REVENUE WATER BOARD BOND | 500,000.00 08/15/2014 09/01/2039 08/29/2014 | 204 ms 3.750 | NR AA 003 | First: Call 30 Contin Next: Call 30 Contin | 09/01/2023 * 09/01/2023 | 100.00000 100.00000 |



Call / Put Worksheet

SAMPLE PORTFOLIO
CITY, WI

InTrader (callputwks)

Last: 11/30/2019

As-of: 12/31/2019

1999 199999

| Security | Description | Par Issue Maturity Settled | Sec Type Schedule Rate | Moody S&P Fitch Mkt Rating | Call/Put Code Call/Put Description | Date | Price Factor |
|-----------|---|--|------------------------------|-------------------------------------|---|--------------------------------|----------------------------|
| 646720LA8 | NEW LONDON WISCONSIN REVENUE SEWERAGE WATER & ELECTRIC SYSTEM BOND SERIES A | 495,000.00 06/27/2019 12/01/2037 06/27/2019 | 204 jd 3.000 | A2 AA 009 | First: Call 30 Callable Next: Call 30 Callable | 12/01/2027 * 12/01/2027 | 100.00000 100.00000 |
| 3136G1H28 | FANNIE MAE | 1,000,000.00 03/28/2013 09/28/2020 03/28/2013 | 112 ms 1.700 | Aaa AA+ | First: Call Callable ONE TIME CALL 10 DAY NOTICE | 03/28/2014 | 100.00000 |

This page intentionally left blank

Managers Quicklist by Redemption

SAMPLE PORTFOLIO
CITY, WI

InTrader (mgrsqkls)
Last: 11/30/2019
As-of: 12/31/2019
1999 199999

| Bank Qlfd | Count | Intent | Par (000) | Description | Rate V | Duration | Contractual Maturity | Call Dt *Est Mat | Bk/BE/TE Yield | Book Price | Market Price | \$ Net P/L |
|--|-----------|--------|---------------|--------------------------------|--------------|--------------|----------------------|------------------|----------------|-------------------|----------------|---------------|
| Report Sequence: Redemption Date, Group, Cusip, Intention Code and Ticket | | | | | | | | | | | | |
| Y | 1 | HTM | 300 | TOWN OF MUKWONAGO WI | 1.150 | 0.09 | 02/01/2020 | | 1.399 | 100.000000 | 99.987 | -39 |
| | 1 | HTM | 100 | BURLINGTON IOWA TAXABLE | 1.950 | 0.42 | 06/01/2020 | 01/30/20C | 1.950 | 100.000000 | 99.868 | -132 |
| Y | 1 | AFS | 100 | ABILENE KANSAS | 4.300 | 0.66 | 09/01/2027 | 09/01/20X | 2.339 | 101.587690 | 102.107 | 519 |
| | 1 | AFS | 1,000 | FANNIE MAE | 1.700 | 0.74 | 09/28/2020 | 03/28/14C | 1.988 | 99.788739 | 100.010 | 2,215 |
| | 1 | HTM | 250 | BANK OF DEERFIELD | 2.200 | 0.83 | 09/30/2020 | | 2.200 | 100.000000 | 100.409 | 1,023 |
| | 1 | AFS | 200 | MANHATTAN KANSAS TAXABLE | 5.482 | 0.08 | 12/01/2020 | 01/30/20C | 5.482 | 100.000000 | 100.208 | 416 |
| | 1 | AFS | 500 | US TREASURY NOTE | 2.500 | 1.48 | 12/31/2020 | | 1.795 | 100.693808 | 100.844 | 750 |
| | 7 | | 2,450 | YEAR 2020 TOTAL | 2.274 | 0 yrs | 8.6 mos | | 2.196 | 100.122215 | 100.316 | 4,752 |
| | 1 | AFS | 344+ | GINNIE MAE CMO SERIES 2011-140 | 2.000 | 1.47 | 08/16/2039 | 05/01/21* | 2.000 | 100.000000 | 99.735 | -914 |
| | 1 | AFS | 500 | FEDERAL FARM CREDIT BANK | 1.550 | 1.37 | 05/17/2021 | 01/06/20C | 2.033 | 99.346552 | 99.658 | 1,555 |
| | 1 | AFS | 79+ | FREDDIE MAC CMO SERIES 2712 | 4.500 | 1.61 | 11/15/2023 | 06/01/21* | 3.592 | 103.276723 | 102.670 | -486 |
| Y | 1 | AFS | 840 | ASHWAUBENON WISCONSIN | 2.000 | 1.40 | 06/01/2021 | | 1.600 | 100.967229 | 101.150 | 1,535 |
| | 1 | HTM | 200 | BURLINGTON IOWA TAXABLE | 2.150 | 1.40 | 06/01/2021 | 01/30/20C | 2.150 | 100.000000 | 99.867 | -266 |
| | 1 | HTM | 245 | MERCANTIL COMMERCE BANK | 1.650 | 1.47 | 06/24/2021 | | 1.650 | 100.000000 | 99.867 | -325 |
| | 1 | AFS | 249 | WELLS FARGO BANK NA | 1.600 | 1.48 | 06/30/2021 | | 1.600 | 100.000000 | 99.865 | -337 |
| | 1 | AFS | 291+ | FANNIE MAE POOL #MA1585 | 2.000 | 1.46 | 09/01/2023 | 07/01/21* | 1.969 | 100.109189 | 98.957 | -3,363 |
| | 1 | AFS | 245 | WELLS FARGO BANK NA | 1.600 | 1.65 | 08/31/2021 | | 1.600 | 100.000000 | 99.836 | -402 |
| | 1 | AFS | 250 | JOHNSON COUNTY KANSAS | 4.500 | 0.66 | 09/01/2021 | 09/01/20C | 4.500 | 100.000000 | 101.896 | 4,740 |
| | 1 | AFS | 1,079+ | FANNIE MAE POOL #MA1787 | 2.500 | 1.69 | 02/01/2024 | 10/01/21* | 2.272 | 100.889907 | 100.895 | 50 |
| | 1 | AFS | 4,662+ | FREDDIE MAC CMO SERIES K017 | 2.873 | 1.01 | 12/01/2021 | 10/01/21* | 2.392 | 100.899414 | 101.265 | 17,042 |
| | 1 | AFS | 336+ | FANNIE MAE POOL #AD1608 | 4.000 | 1.77 | 02/01/2025 | 11/01/21* | 3.160 | 103.940202 | 104.280 | 1,142 |
| | 13 | | 9,323+ | YEAR 2021 TOTAL | 2.607 | 1 yrs | 7.9 mos | | 2.289 | 100.784932 | 100.999 | 19,972 |
| | 1 | AFS | 110+ | FANNIE MAE CMO SERIES 2011-113 | 2.042V | 2.49 | 11/25/2026 | 01/25/22* | 2.053 | 99.930940 | 100.255 | 357 |
| | 1 | AFS | 100 | GOLDMAN SACHS BANK | 1.900 | 2.10 | 02/24/2022 | | 1.900 | 100.000000 | 100.885 | 885 |
| | 1 | AFS | 138+ | GINNIE MAE CMO SERIES 2012-81 | 1.500 | 2.52 | 04/20/2027 | 03/01/22* | 1.446 | 100.375567 | 98.516 | -2,571 |
| | 1 | AFS | 150 | OCONOMOWOC WISCONSIN | 5.625 | 0.08 | 04/01/2022 | 01/30/20C | 5.625 | 100.000000 | 100.000 | 0 |
| | 1 | AFS | 107+ | FREDDIE MAC GOLD POOL #E02783 | 4.000 | 2.20 | 09/01/2025 | 05/01/22* | 3.394 | 103.117997 | 104.352 | 1,332 |
| | 1 | AFS | 1,197+ | FANNIE MAE POOL #AE0720 | 3.500 | 2.30 | 01/01/2026 | 06/01/22* | 2.844 | 103.614129 | 103.634 | 239 |
| | 1 | AFS | 45+ | GINNIE MAE POOL #MA0035 ARM | 3.875V | 2.20 | 04/20/2042 | 06/01/22* | 3.527 | 105.375630 | 103.094 | -1,045 |
| | 1 | AFS | 151+ | FANNIE MAE CMO SERIES 2012-M15 | 2.582V | 1.41 | 10/25/2022 | 08/01/22* | 2.258 | 100.857038 | 101.198 | 515 |
| | 1 | AFS | 631+ | FREDDIE MAC CMO SERIES KJ14 | 2.197 | 1.86 | 11/25/2023 | 10/01/22* | 2.314 | 99.564100 | 100.892 | 8,389 |
| | 3 | AFS | 590+ | SMALL BUSINESS ADMINISTRATION | 5.250V | 2.50 | 09/25/2039 | 10/01/22* | 2.727 | 113.110267 | 107.296 | -34,264 |
| | 1 | AFS | 1,045+ | FREDDIE MAC POOL #J19184 | 2.500 | 2.70 | 05/01/2027 | 11/01/22* | 2.296 | 101.372479 | 101.374 | 20 |
| | 1 | AFS | 1,043+ | FANNIE MAE DUS POOL #AM9049 | 3.050 | 2.72 | 06/01/2025 | 11/01/22* | 2.158 | 104.555220 | 102.865 | -17,640 |



Managers Quicklist by Redemption

SAMPLE PORTFOLIO
CITY, WI

InTrader (mgrsqkls)

Last: 11/30/2019

As-of: 12/31/2019

1999 199999

| Bank Qlfd | Count | Intent | Par (000) | Description | Rate V | Duration | Contractual Maturity | Call Dt *Est Mat | Bk/BE/TE Yield | Book Price | Market Price | \$ Net P/L |
|-----------|-----------|--------|---------------|--------------------------------|--------------|--------------|----------------------|------------------|----------------|-------------------|----------------|----------------|
| Y | 1 | AFS | 500 | CITY OF ALTOONA WISCONSIN | 1.750 | 2.86 | 12/01/2022 | | 1.897 | 100.588252 | 101.188 | 2,999 |
| | 15 | | 5,811+ | YEAR 2022 TOTAL | 3.096 | 2 yrs | 8.0 mos | | 2.483 | 103.410145 | 102.641 | -40,784 |
| | 1 | AFS | 162+ | FANNIE MAE POOL #AS0489 | 2.500 | 2.86 | 09/01/2028 | 01/01/23* | 2.490 | 100.080751 | 101.320 | 2,016 |
| | 1 | AFS | 273+ | FANNIE MAE ACES CMO 2016-M5 | 2.566V | 1.65 | 04/25/2023 | 03/01/23* | 2.520 | 100.142546 | 100.211 | 188 |
| Y | 1 | AFS | 150 | SUSSEX COUNTY NEW JERSEY | 2.000 | 3.11 | 03/15/2023 | | 2.475 | 100.000000 | 102.987 | 4,481 |
| | 1 | AFS | 245 | AMERICAN EXPRESS NATIONAL BANK | 3.300 | 3.31 | 07/10/2023 | | 3.300 | 100.000000 | 105.009 | 12,272 |
| | 1 | HTM | 245 | DISCOVER BANK | 3.350 | 3.37 | 08/01/2023 | | 3.515 | 99.451449 | 105.262 | 14,236 |
| | 1 | AFS | 249 | GOLDMAN SACHS BANK USA | 1.900 | 3.46 | 08/03/2023 | | 1.900 | 100.000000 | 99.886 | -283 |
| | 2 | AFS | 36+ | GINNIE MAE CMO SERIES 2002-77 | 2.220V | 5.88 | 11/16/2032 | 09/16/23* | 2.193 | 100.263321 | 100.282 | 7 |
| Y | 1 | HTM | 200 | CITY OF MERRILL WISCONSIN | 1.350 | 3.66 | 10/01/2023 | | 1.653 | 100.000000 | 99.754 | -492 |
| | 1 | AFS | 900 | GOLDMAN SACHS GROUP INC | 3.514V | 3.67 | 11/29/2023 | | 3.402 | 100.388916 | 103.532 | 28,290 |
| | 10 | | 2,461+ | YEAR 2023 TOTAL | 2.854 | 3 yrs | 7.3 mos | | 2.877 | 100.113441 | 102.578 | 60,715 |
| | 1 | AFS | 245 | SYNCHRONY BANK | 2.500 | 3.92 | 02/20/2024 | | 2.500 | 100.000000 | 102.562 | 6,278 |
| Y | 1 | AFS | 300 | WISCONSIN DELLS WISCONSIN | 1.600 | 4.03 | 03/01/2024 | | 2.269 | 98.835397 | 100.800 | 5,894 |
| | 1 | AFS | 87+ | FANNIE MAE CMO SERIES 2005-13 | 2.192V | 6.53 | 03/25/2035 | 03/25/24* | 2.192 | 100.000000 | 99.889 | -96 |
| | 1 | AFS | 85+ | GINNIE MAE POOL #782636 | 4.000 | 1.66 | 04/15/2024 | 05/01/16* | 4.000 | 100.000000 | 104.209 | 3,603 |
| Y | 1 | HTM | 110 | CALEDONIA WISCONSIN REVENUE | 2.000 | 4.16 | 05/01/2024 | | 2.489 | 99.945791 | 102.290 | 2,579 |
| | 1 | HTM | 161+ | FANNIE MAE POOL #AL3448 ARM | 4.514V | 3.94 | 04/01/2038 | 07/01/24* | 4.021 | 106.363662 | 105.223 | -1,840 |
| Y | 1 | AFS | 300 | COVINGTON INDIANA | 2.650 | 1.98 | 07/15/2024 | 01/15/22C | 3.175 | 100.191587 | 102.024 | 5,497 |
| | 7 | | 1,289+ | YEAR 2024 TOTAL | 2.631 | 4 yrs | 3.8 mos | | 2.882 | 100.615576 | 102.292 | 21,914 |
| | 1 | AFS | 500 | US TREASURY NOTE | 2.500 | 4.76 | 01/31/2025 | | 2.293 | 100.989526 | 100.990 | 0 |
| | 2 | AFS | 2,458+ | GINNIE MAE CMO SERIES 19-99 | 3.000 | 11.41 | 08/01/2049 | 04/01/25* | 2.925 | 101.475253 | 101.632 | 3,858 |
| Y | 1 | AFS | 125 | DODGE CITY KANSAS | 2.400 | 1.27 | 04/15/2025 | 04/15/21C | 1.931 | 101.054752 | 100.843 | -265 |
| Y | 1 | AFS | 250 | SUMNER COUNTY KANSAS | 3.250 | 1.62 | 09/01/2025 | 09/01/21C | 4.058 | 100.000000 | 103.192 | 7,980 |
| Y | 1 | HTM | 155 | WELLINGTON KANSAS | 3.200 | 1.62 | 09/01/2025 | 09/01/21C | 4.011 | 99.917523 | 103.095 | 4,925 |
| | 6 | | 3,488+ | YEAR 2025 TOTAL | 2.933 | 5 yrs | 3.3 mos | | 2.927 | 101.217940 | 101.687 | 16,499 |
| | 1 | AFS | 115 | VILLAGE OF WOODVILLE WI | 4.000 | 1.14 | 03/01/2026 | 03/01/21C | 4.000 | 99.998304 | 100.601 | 693 |
| | 1 | AFS | 750 | FREDDIE MAC | 2.000 | 6.21 | 08/24/2026 | 02/24/20C | 2.895 | 94.622931 | 98.585 | 29,712 |
| | 2 | | 865 | YEAR 2026 TOTAL | 2.279 | 6 yrs | 7.0 mos | | 3.049 | 95.372512 | 98.866 | 30,405 |
| | 1 | AFS | 500 | US TREASURY NOTE | 2.250 | 6.57 | 02/15/2027 | | 2.174 | 100.497892 | 100.498 | 0 |
| | 1 | AFS | 402+ | SMALL BUSINESS ADMINISTRATION | 3.210 | 3.86 | 09/01/2030 | 03/01/27* | 2.727 | 104.443013 | 102.524 | -7,721 |
| | 1 | AFS | 105+ | GINNIE MAE II POOL #82274 ARM | 4.000V | 6.04 | 01/20/2039 | 06/01/27* | 3.748 | 102.805929 | 103.695 | 941 |
| | 1 | HTM | 248 | JP MORGAN CHASE BANK NA | 3.000V | 0.29 | 10/16/2027 | 04/16/20C | 3.000 | 100.000000 | 100.405 | 1,003 |
| | 4 | | 1,256+ | YEAR 2027 TOTAL | 2.860 | 7 yrs | 3.5 mos | | 2.650 | 101.893420 | 101.417 | -5,777 |
| | 1 | AFS | 945+ | FANNIE MAE ACES CMO SERIES | 2.406V | 4.04 | 08/25/2028 | 01/25/28* | 2.406 | 100.000000 | 100.520 | 4,915 |



Managers Quicklist by Redemption

SAMPLE PORTFOLIO
CITY, WI

InTrader (mgrsqkls)

Last: 11/30/2019

As-of: 12/31/2019

1999 199999

| Bank Qlfd | Count | Intent | Par (000) | Description | Rate V | Duration | Contractual Maturity | Call Dt *Est Mat | Bk/BE/TE Yield | Book Price | Market Price | \$ Net P/L |
|-----------|-----------|--------|----------------|------------------------------|--------------|---------------|----------------------|------------------|----------------|-------------------|----------------|----------------|
| Y | 1 | HTM | 250 | BARTON COUNTY KANSAS | 3.000 | 2.02 | 02/01/2028 | 02/01/22C | 2.226 | 102.436412 | 101.950 | -1,216 |
| Y | 1 | AFS | 470 | SHELDON TEXAS ZERO COUPON | 3.500 | 8.13 | 02/15/2028 | | 3.500 | 75.440502 | 86.869 | 53,714 |
| | 1 | AFS | 500 | FANNIE MAE | 2.250 | 7.91 | 09/21/2028 | 03/21/20C | 2.988 | 94.371146 | 98.944 | 22,864 |
| | 1 | AFS | 500 | COOK COUNTY ILLINOIS | 4.625 | 0.08 | 11/15/2028 | 01/30/20C | 5.573 | 100.000000 | 100.000 | 0 |
| | 5 | | 2,665+ | YEAR 2028 TOTAL | 3.029 | 8 yrs | 4.3 mos | | 3.276 | 95.751550 | 98.353 | 80,276 |
| | 1 | AFS | 400 | JEFFERSON COUNTY KENTUCKY | 5.125 | 0.82 | 11/01/2029 | 11/01/20C | 4.536 | 100.476185 | 102.521 | 8,179 |
| | 1 | | 400 | YEAR 2029 TOTAL | 5.125 | 9 yrs | 10.0 mos | | 4.536 | 100.476185 | 102.521 | 8,179 |
| Y | 1 | HTM | 100 | WATHENA KANSAS | 4.000 | 0.08 | 05/01/2033 | 01/30/20C | 5.007 | 100.000000 | 100.072 | 72 |
| | 1 | | 100 | YEAR 2033 TOTAL | 4.000 | 13 yrs | 4.0 mos | | 5.007 | 100.000000 | 100.072 | 72 |
| Y | 1 | AFS | 495 | NEW LONDON WISCONSIN REVENUE | 3.000 | 7.11 | 12/01/2037 | 12/01/27C | 3.529 | 101.182337 | 103.112 | 9,552 |
| | 1 | | 495 | YEAR 2037 TOTAL | 3.000 | 17 yrs | 11.0 mos | | 3.529 | 101.182337 | 103.112 | 9,552 |
| Y | 1 | AFS | 500 | ATTALLA ALABAMA | 3.750 | 3.43 | 09/01/2039 | 09/01/23C | 4.696 | 99.931454 | 104.017 | 20,428 |
| | 1 | | 500 | YEAR 2039 TOTAL | 3.750 | 19 yrs | 8.0 mos | | 4.696 | 99.931454 | 104.017 | 20,428 |
| | 73 | | 31,106+ | TOTAL | 2.829 | 4 yrs | 0.5 mos | | 2.672 | 100.707725 | 101.362 | 226,202 |

ALL WEIGHTED AVG'S BASED UPON BOOK VALUE



This page intentionally left blank

Maturity Analysis- AVG LIFE

SAMPLE PORTFOLIO
CITY, WI

InTrader (matanalysis)

Last: 11/30/2019

As-of: 12/31/2019

1999 199999

| YEAR | GOVTS. | YLD | AGENCIES | YLD | MUNICIPALS | YLD | OTHER | YLD | TOTAL | PCT. | CUM PCT. | AVG TE YLD | P / L |
|---------------------------|------------------|-------------|-------------------|-------------|-------------------|-------------|------------------|-------------|-------------------|---------------|---------------|-------------|----------------|
| FEB | | | | | 300,000 | 1.15 | | | 300,000 | 0.96 | 0.96 | 1.40 | -39 |
| JUN | | | | | 100,000 | 1.62 | | | 100,000 | 0.32 | 1.29 | 1.95 | -132 |
| SEP | | | 1,000,000 | 1.99 | 100,000 | 1.89 | 250,000 | 2.20 | 1,350,000 | 4.34 | 5.63 | 2.06 | 3,757 |
| DEC | 500,000 | 1.79 | | | 200,000 | 3.63 | | | 700,000 | 2.25 | 7.88 | 2.85 | 1,166 |
| 2020 | 500,000 | 1.79 | 1,000,000 | 1.99 | 700,000 | 2.03 | 250,000 | 2.20 | 2,450,000 | 7.88 | | 2.20 | 4,752 |
| MAY | | | 844,482 | 1.99 | | | | | 844,482 | 2.71 | 10.59 | 2.02 | 641 |
| JUN | | | 79,980 | 1.79 | 1,040,000 | 1.40 | 494,000 | 1.62 | 1,613,980 | 5.19 | 15.78 | 1.77 | 122 |
| JUL | | | 291,935 | 1.55 | | | | | 291,935 | 0.94 | 16.72 | 1.97 | -3,363 |
| AUG | | | | | | | 245,000 | 1.60 | 245,000 | 0.79 | 17.51 | 1.60 | -402 |
| SEP | | | | | 250,000 | 4.50 | | | 250,000 | 0.80 | 18.31 | 4.50 | 4,740 |
| OCT | | | 5,742,338 | 2.28 | | | | | 5,742,338 | 18.46 | 36.77 | 2.37 | 17,092 |
| NOV | | | 336,104 | 1.34 | | | | | 336,104 | 1.08 | 37.85 | 3.16 | 1,142 |
| 2021 | | | 7,294,838 | 2.17 | 1,290,000 | 2.00 | 739,000 | 1.62 | 9,323,838 | 29.97 | | 2.29 | 19,972 |
| 2022 | | | 5,061,577 | 1.89 | 650,000 | 2.48 | 100,000 | 1.90 | 5,811,577 | 18.68 | 56.53 | 2.57 | -40,784 |
| 2023 | | | 472,917 | 1.56 | 350,000 | 1.63 | 1,639,000 | 2.26 | 2,461,917 | 7.91 | 64.45 | 2.88 | 60,715 |
| 2024 | | | 334,144 | 2.81 | 710,000 | 2.19 | 245,000 | 2.50 | 1,289,144 | 4.14 | 68.59 | 2.87 | 21,914 |
| 2025 | 500,000 | 2.29 | 2,458,109 | 2.82 | 530,000 | 2.84 | | | 3,488,109 | 11.21 | 79.81 | 2.93 | 16,499 |
| 2026 | | | 750,000 | 2.90 | 115,000 | 4.00 | | | 865,000 | 2.78 | 82.59 | 3.06 | 30,405 |
| 2027 | 500,000 | 2.17 | 508,245 | 2.18 | | | 248,000 | 3.00 | 1,256,245 | 4.04 | 86.62 | 2.65 | -5,777 |
| 2028 | | | 1,445,495 | 1.94 | 1,220,000 | 3.03 | | | 2,665,495 | 8.57 | 95.19 | 3.44 | 80,276 |
| 2029 | | | | | 400,000 | 4.53 | | | 400,000 | 1.29 | 96.48 | 4.54 | 8,179 |
| 2033 | | | | | 100,000 | 4.00 | | | 100,000 | 0.32 | 96.80 | 5.01 | 72 |
| 2037 | | | | | 495,000 | 2.83 | | | 495,000 | 1.59 | 98.39 | 3.53 | 9,552 |
| 2039 | | | | | 500,000 | 3.76 | | | 500,000 | 1.61 | 100.00 | 4.70 | 20,428 |
| TOTAL | 1,500,000 | 2.09 | 19,325,324 | 2.18 | 7,060,000 | 2.68 | 3,221,000 | 2.17 | 31,106,324 | 100.00 | 100.00 | 2.71 | 226,202 |
| PLEDGED PAR | | | 1,000,000 | | 150,000 | | 245,000 | | 1,395,000 | | | | |
| PLEDGED FACE | | | 1,000,000 | | 150,000 | | 245,000 | | 1,395,000 | | | | |
| AVERAGE DAILY BOOK | | | 1,058,089 | | 17,268,229 | | 6,969,062 | | 28,518,561 | | | | |



This page intentionally left blank

| Description Term | Par Value | Book Value | Market Value | Gain/Loss | Pct. of Total | Avg Mat | Purch Yield | Te Yld | Unpledged Market value |
|--------------------------------|------------------|------------------|-------------------|----------------|---------------|-------------|-------------|-------------|------------------------|
| GOVERNMENT TREASURIES | | | | | | | | | |
| 6 mo to 12 mo | 500,000 | 503,469 | 504,219 | 750 | 33.33 | 1.00 | 1.79 | 1.79 | 504,219 |
| 5 yr to 10 yr | 1,000,000 | 1,007,437 | 1,007,437 | | 66.67 | 6.11 | 2.23 | 2.23 | 1,007,437 |
| Total | 1,500,000 | 1,510,906 | 1,511,656 | 750 | 4.82 | 4.41 | 2.09 | 2.09 | 1,511,656 |
| GOVERNMENT ABS/MBS | | | | | | | | | |
| 12 mo to 2 yr | 1,707,628 | 1,730,797 | 1,728,626 | -2,171 | 30.15 | 1.73 | 1.68 | 2.39 | 1,728,626 |
| 2 yr to 5 yr | 3,849,827 | 3,971,214 | 3,957,899 | -13,315 | 67.98 | 2.80 | 1.81 | 2.59 | 3,957,899 |
| 5 yr to 10 yr | 105,862 | 108,832 | 109,773 | 941 | 1.87 | 7.42 | 0.33 | 3.75 | 109,773 |
| Total | 5,663,316 | 5,810,843 | 5,796,298 | -14,545 | 18.21 | 2.56 | 1.74 | 2.55 | 5,796,298 |
| GOVERNMENT CMO/REMIC | | | | | | | | | |
| 12 mo to 2 yr | 5,087,210 | 5,131,768 | 5,147,411 | 15,642 | 51.29 | 1.72 | 2.34 | 2.38 | 5,147,411 |
| 2 yr to 5 yr | 1,428,368 | 1,427,839 | 1,434,628 | 6,788 | 14.40 | 2.82 | 1.92 | 2.23 | 1,434,628 |
| 5 yr to 10 yr | 3,403,604 | 3,439,867 | 3,448,640 | 8,773 | 34.31 | 6.04 | 2.42 | 2.78 | 3,448,640 |
| Total | 9,919,183 | 9,999,475 | 10,030,679 | 31,204 | 31.89 | 3.36 | 2.31 | 2.50 | 10,030,679 |
| GOVERNMENT AGENCIES | | | | | | | | | |
| 6 mo to 12 mo | 1,000,000 | 997,887 | 1,000,102 | 2,215 | 26.72 | .75 | 1.99 | 1.99 | |
| 12 mo to 2 yr | 500,000 | 496,733 | 498,288 | 1,555 | 13.36 | 1.38 | 2.03 | 2.04 | 498,288 |
| 2 yr to 5 yr | 590,442 | 667,784 | 633,521 | -34,264 | 15.78 | 2.75 | 2.65 | 2.75 | 633,521 |
| 5 yr to 10 yr | 1,652,383 | 1,601,789 | 1,646,643 | 44,854 | 44.15 | 7.41 | 2.87 | 2.90 | 1,646,643 |
| Total | 3,742,825 | 3,764,194 | 3,778,553 | 14,360 | 12.03 | 4.09 | 2.49 | 2.52 | 2,778,451 |
| EXEMPT MUNICIPALS | | | | | | | | | |
| 0 mo to 3 mo | 300,000 | 300,000 | 299,961 | -39 | 5.31 | .09 | 1.15 | 1.40 | 299,961 |
| 6 mo to 12 mo | 100,000 | 101,588 | 102,107 | 519 | 1.77 | .67 | 1.89 | 2.34 | 102,107 |
| 12 mo to 2 yr | 840,000 | 848,125 | 849,660 | 1,535 | 14.88 | 1.42 | 1.31 | 1.60 | 849,660 |
| 2 yr to 5 yr | 1,560,000 | 1,559,963 | 1,580,920 | 20,957 | 27.64 | 3.71 | 1.86 | 2.28 | 1,580,920 |
| 5 yr to 10 yr | 1,750,000 | 1,641,852 | 1,706,990 | 65,138 | 31.00 | 7.57 | 2.97 | 4.16 | 1,706,990 |
| 10 yr to 99 yr | 1,095,000 | 1,100,510 | 1,130,561 | 30,052 | 19.40 | 18.31 | 3.36 | 4.20 | 1,130,561 |
| Total | 5,645,000 | 5,552,037 | 5,670,199 | 118,162 | 18.15 | 7.15 | 2.38 | 3.09 | 5,670,199 |
| TAXABLE MUNICIPALS | | | | | | | | | |
| 3 mo to 6 mo | 100,000 | 100,000 | 99,868 | -132 | 7.07 | .42 | 1.62 | 1.95 | 99,868 |
| 6 mo to 12 mo | 200,000 | 200,000 | 200,416 | 416 | 14.13 | .92 | 3.63 | 5.48 | 200,416 |
| 12 mo to 2 yr | 450,000 | 450,000 | 454,474 | 4,474 | 31.80 | 1.56 | 3.29 | 3.46 | 454,474 |
| 2 yr to 5 yr | 150,000 | 150,000 | 150,000 | | 10.60 | 2.25 | 5.62 | 5.63 | |
| 5 yr to 10 yr | 515,000 | 516,903 | 525,775 | 8,872 | 36.40 | 9.02 | 4.41 | 4.42 | 525,775 |
| Total | 1,415,000 | 1,416,903 | 1,430,533 | 13,630 | 4.55 | 4.18 | 3.88 | 4.22 | 1,280,533 |
| CORPORATE ISSUES | | | | | | | | | |
| 2 yr to 5 yr | 900,000 | 903,500 | 931,791 | 28,290 | 100.00 | 3.92 | 1.73 | 3.40 | 931,791 |
| Total | 900,000 | 903,500 | 931,791 | 28,290 | 2.89 | 3.92 | 1.73 | 3.40 | 931,791 |
| CERTIFICATES OF DEPOSIT | | | | | | | | | |
| 6 mo to 12 mo | 250,000 | 250,000 | 251,023 | 1,023 | 10.77 | .75 | 2.20 | 2.20 | 251,023 |



Maturity/Directors Report

SAMPLE PORTFOLIO

CITY, WI

InTrader (director)

Last: 11/30/2019

As-of: 12/31/2019

1999 199999

| Description Term | Par Value | Book Value | Market Value | Gain/Loss | Pct. of Total | Avg Mat | Purch Yield | Te Yld | Unpledged Market value |
|-----------------------|-------------------|-------------------|-------------------|----------------|---------------|-------------|-------------|-------------|------------------------|
| 12 mo to 2 yr | 739,000 | 739,000 | 737,936 | -1,064 | 31.84 | 1.55 | 1.62 | 1.62 | 493,338 |
| 2 yr to 5 yr | 1,084,000 | 1,082,656 | 1,116,044 | 33,388 | 46.70 | 3.57 | 2.72 | 2.72 | 1,116,044 |
| 5 yr to 10 yr | 248,000 | 248,000 | 249,003 | 1,003 | 10.69 | 7.80 | 3.00 | 3.00 | 249,003 |
| Total | 2,321,000 | 2,319,656 | 2,354,006 | 34,350 | 7.46 | 3.07 | 2.34 | 2.34 | 2,109,408 |
| All Securities | | | | | | | | | |
| 0 yr to 1 yr | 2,450,000 | 2,452,944 | 2,457,696 | 4,752 | 7.88 | .72 | 1.98 | 2.20 | 1,457,594 |
| 1 yr to 2 yr | 9,323,838 | 9,396,423 | 9,416,395 | 19,972 | 29.97 | 1.65 | 2.10 | 2.29 | 9,171,796 |
| 2 yr to 3 yr | 5,811,577 | 6,001,836 | 5,961,053 | -40,784 | 18.68 | 2.66 | 1.96 | 2.48 | 5,811,053 |
| 3 yr to 4 yr | 2,461,917 | 2,464,691 | 2,525,406 | 60,715 | 7.91 | 3.61 | 2.03 | 2.88 | 2,525,406 |
| 4 yr to 5 yr | 1,289,144 | 1,296,429 | 1,318,343 | 21,914 | 4.14 | 4.32 | 2.41 | 2.87 | 1,318,343 |
| 5 yr to 10 yr | 8,674,849 | 8,564,680 | 8,694,262 | 129,582 | 27.89 | 6.86 | 2.71 | 3.13 | 8,694,262 |
| 10 yr to 20 yr | 1,095,000 | 1,100,510 | 1,130,561 | 30,052 | 3.52 | 18.31 | 3.36 | 4.20 | 1,130,561 |
| Total | 31,106,324 | 31,277,513 | 31,503,715 | 226,202 | 100.00 | 4.07 | 2.28 | 2.69 | 30,109,015 |



| Description Term | Par Value | Book Value | Market Value | Gain | Loss | Pct. of Total | Avg Mat | Purch Yield | Te Yld | Unpledged Market value |
|--------------------------------|------------------|------------------|-------------------|----------------|----------------|---------------|-------------|-------------|-------------|------------------------|
| GOVERNMENT TREASURIES | | | | | | | | | | |
| 6 mo to 12 mo | 500,000 | 503,469 | 504,219 | 750 | | 33.33 | 1.00 | 1.79 | 1.79 | 504,219 |
| 5 yr to 10 yr | 1,000,000 | 1,007,437 | 1,007,437 | | | 66.67 | 6.11 | 2.23 | 2.23 | 1,007,437 |
| Total | 1,500,000 | 1,510,906 | 1,511,656 | 750 | | 5.26 | 4.41 | 2.09 | 2.09 | 1,511,656 |
| GOVERNMENT ABS/MBS | | | | | | | | | | |
| 12 mo to 2 yr | 1,707,628 | 1,730,797 | 1,728,626 | 1,192 | -3,363 | 31.04 | 1.73 | 1.68 | 2.39 | 1,728,626 |
| 2 yr to 5 yr | 3,688,533 | 3,799,656 | 3,788,181 | 7,210 | -18,685 | 67.04 | 2.72 | 1.79 | 2.53 | 3,788,181 |
| 5 yr to 10 yr | 105,862 | 108,832 | 109,773 | 941 | | 1.92 | 7.42 | 0.33 | 3.75 | 109,773 |
| Total | 5,502,022 | 5,639,285 | 5,626,580 | 9,343 | -22,047 | 19.28 | 2.50 | 1.72 | 2.51 | 5,626,580 |
| GOVERNMENT CMO/REMIC | | | | | | | | | | |
| 12 mo to 2 yr | 5,087,210 | 5,131,768 | 5,147,411 | 17,042 | -1,399 | 51.29 | 1.72 | 2.34 | 2.38 | 5,147,411 |
| 2 yr to 5 yr | 1,428,368 | 1,427,839 | 1,434,628 | 9,461 | -2,673 | 14.40 | 2.82 | 1.92 | 2.23 | 1,434,628 |
| 5 yr to 10 yr | 3,403,604 | 3,439,867 | 3,448,640 | 8,773 | | 34.31 | 6.04 | 2.42 | 2.78 | 3,448,640 |
| Total | 9,919,183 | 9,999,475 | 10,030,679 | 35,276 | -4,072 | 34.75 | 3.36 | 2.31 | 2.50 | 10,030,679 |
| GOVERNMENT AGENCIES | | | | | | | | | | |
| 6 mo to 12 mo | 1,000,000 | 997,887 | 1,000,102 | 2,215 | | 26.72 | .75 | 1.99 | 1.99 | |
| 12 mo to 2 yr | 500,000 | 496,733 | 498,288 | 1,555 | | 13.36 | 1.38 | 2.03 | 2.04 | 498,288 |
| 2 yr to 5 yr | 590,442 | 667,784 | 633,521 | | -34,264 | 15.78 | 2.75 | 2.65 | 2.75 | 633,521 |
| 5 yr to 10 yr | 1,652,383 | 1,601,789 | 1,646,643 | 52,576 | -7,721 | 44.15 | 7.41 | 2.87 | 2.90 | 1,646,643 |
| Total | 3,742,825 | 3,764,194 | 3,778,553 | 56,345 | -41,985 | 13.11 | 4.09 | 2.49 | 2.52 | 2,778,451 |
| EXEMPT MUNICIPALS | | | | | | | | | | |
| 6 mo to 12 mo | 100,000 | 101,588 | 102,107 | 519 | | 2.21 | .67 | 1.89 | 2.34 | 102,107 |
| 12 mo to 2 yr | 840,000 | 848,125 | 849,660 | 1,535 | | 18.54 | 1.42 | 1.31 | 1.60 | 849,660 |
| 2 yr to 5 yr | 1,250,000 | 1,250,022 | 1,268,893 | 18,870 | | 27.59 | 3.64 | 1.92 | 2.36 | 1,268,893 |
| 5 yr to 10 yr | 1,345,000 | 1,230,889 | 1,292,318 | 61,694 | -265 | 29.69 | 7.69 | 3.16 | 4.53 | 1,292,318 |
| 10 yr to 99 yr | 995,000 | 1,000,510 | 1,030,489 | 29,980 | | 21.96 | 18.81 | 3.30 | 4.12 | 1,030,489 |
| Total | 4,530,000 | 4,431,133 | 4,543,467 | 112,598 | -265 | 15.87 | 7.70 | 2.48 | 3.25 | 4,543,467 |
| TAXABLE MUNICIPALS | | | | | | | | | | |
| 6 mo to 12 mo | 200,000 | 200,000 | 200,416 | 416 | | 17.94 | .92 | 3.63 | 5.48 | 200,416 |
| 12 mo to 2 yr | 250,000 | 250,000 | 254,740 | 4,740 | | 22.42 | 1.67 | 4.50 | 4.50 | 254,740 |
| 2 yr to 5 yr | 150,000 | 150,000 | 150,000 | | | 13.45 | 2.25 | 5.62 | 5.63 | |
| 5 yr to 10 yr | 515,000 | 516,903 | 525,775 | 8,872 | | 46.19 | 9.02 | 4.41 | 4.42 | 525,775 |
| Total | 1,115,000 | 1,116,903 | 1,130,931 | 14,028 | | 3.91 | 5.01 | 4.46 | 4.79 | 980,931 |
| CORPORATE ISSUES | | | | | | | | | | |
| 2 yr to 5 yr | 900,000 | 903,500 | 931,791 | 28,290 | | 100.00 | 3.92 | 1.73 | 3.40 | 931,791 |
| Total | 900,000 | 903,500 | 931,791 | 28,290 | | 3.15 | 3.92 | 1.73 | 3.40 | 931,791 |
| CERTIFICATES OF DEPOSIT | | | | | | | | | | |
| 12 mo to 2 yr | 494,000 | 494,000 | 493,262 | | -738 | 37.06 | 1.58 | 1.60 | 1.60 | 248,663 |
| 2 yr to 5 yr | 839,000 | 839,000 | 858,152 | 19,435 | -283 | 62.94 | 3.56 | 2.48 | 2.48 | 858,152 |
| Total | 1,333,000 | 1,333,000 | 1,351,414 | 19,435 | -1,022 | 4.67 | 2.83 | 2.16 | 2.16 | 1,106,815 |

Maturity/Directors Report

SAMPLE PORTFOLIO

CITY, WI

InTrader (director)

Last: 11/30/2019

As-of: 12/31/2019

1999 199999

- Available for Sale

| Description Term | Par Value | Book Value | Market Value | Gain | Loss | Pct. of Total | Avg Mat | Purch Yield | Te Yld | Unpledged Market value |
|-----------------------|-------------------|-------------------|-------------------|----------------|----------------|------------------|-------------|----------------|-------------|---------------------------|
| All Securities | | | | | | | | | | |
| 0 yr to 1 yr | 1,800,000 | 1,802,944 | 1,806,844 | 3,900 | | 6.31 | .83 | 2.11 | 2.34 | 806,742 |
| 1 yr to 2 yr | 8,878,838 | 8,951,423 | 8,971,986 | 26,064 | -5,500 | 31.11 | 1.66 | 2.12 | 2.31 | 8,727,388 |
| 2 yr to 3 yr | 5,811,577 | 6,001,836 | 5,961,053 | 14,736 | -55,519 | 20.36 | 2.66 | 1.96 | 2.48 | 5,811,053 |
| 3 yr to 4 yr | 2,016,917 | 2,021,035 | 2,068,005 | 47,259 | -289 | 7.07 | 3.60 | 1.92 | 2.92 | 2,068,005 |
| 4 yr to 5 yr | 1,017,850 | 1,014,931 | 1,036,106 | 21,272 | -96 | 3.57 | 4.29 | 2.47 | 2.73 | 1,036,106 |
| 5 yr to 10 yr | 8,021,849 | 7,905,717 | 8,030,587 | 132,856 | -7,986 | 28.11 | 6.82 | 2.71 | 3.15 | 8,030,587 |
| 10 yr to 20 yr | 995,000 | 1,000,510 | 1,030,489 | 29,980 | | 3.49 | 18.81 | 3.30 | 4.12 | 1,030,489 |
| Total | 28,542,030 | 28,698,396 | 28,905,071 | 276,066 | -69,391 | 100.00 | 4.09 | 2.29 | 2.70 | 27,510,370 |



Maturity/Directors Report

SAMPLE PORTFOLIO
CITY, WI

InTrader (director)

Last: 11/30/2019

As-of: 12/31/2019

1999 199999

- Held for Trading

| Description | Par Value | Book Value | Market Value | Gain | Loss | Pct. of Total | Avg Mat | Purch Yield | Te Yld | Unpledged Market value |
|-------------|-----------|------------|--------------|------|------|---------------|---------|-------------|--------|------------------------|
|-------------|-----------|------------|--------------|------|------|---------------|---------|-------------|--------|------------------------|

No details to report for intention - Held for Trading



Maturity/Directors Report

SAMPLE PORTFOLIO
CITY, WI

InTrader (director)

Last: 11/30/2019

As-of: 12/31/2019

1999 199999

- Fair Value Opt

| Description | Par Value | Book Value | Market Value | Gain | Loss | Pct. of Total | Avg Mat | Purch Yield | Te Yld | Unpledged Market value |
|-------------|-----------|------------|--------------|------|------|---------------|---------|-------------|--------|------------------------|
|-------------|-----------|------------|--------------|------|------|---------------|---------|-------------|--------|------------------------|

No details to report for intention - Fair Value Opt

| Description Term | Par Value | Book Value | Market Value | Gain | Loss | Pct. of Total | Avg Mat | Purch Yield | Te Yld | Unpledged Market value |
|--------------------------------|------------------|------------------|------------------|---------------|---------------|---------------|-------------|-------------|-------------|------------------------|
| GOVERNMENT ABS/MBS | | | | | | | | | | |
| 2 yr to 5 yr | 161,294 | 171,558 | 169,718 | | -1,840 | 100.00 | 4.50 | 2.29 | 4.02 | 169,718 |
| Total | 161,294 | 171,558 | 169,718 | | -1,840 | 6.29 | 4.50 | 2.29 | 4.02 | 169,718 |
| EXEMPT MUNICIPALS | | | | | | | | | | |
| 0 mo to 3 mo | 300,000 | 300,000 | 299,961 | | -39 | 26.91 | .09 | 1.15 | 1.40 | 299,961 |
| 2 yr to 5 yr | 310,000 | 309,940 | 312,027 | 2,579 | -492 | 27.80 | 3.96 | 1.59 | 1.95 | 312,027 |
| 5 yr to 10 yr | 405,000 | 410,963 | 414,672 | 4,925 | -1,216 | 36.32 | 7.17 | 2.34 | 2.91 | 414,672 |
| 10 yr to 99 yr | 100,000 | 100,000 | 100,072 | 72 | | 8.97 | 13.34 | 4.00 | 5.01 | 100,072 |
| Total | 1,115,000 | 1,120,904 | 1,126,732 | 7,576 | -1,747 | 43.48 | 4.92 | 1.96 | 2.42 | 1,126,732 |
| TAXABLE MUNICIPALS | | | | | | | | | | |
| 3 mo to 6 mo | 100,000 | 100,000 | 99,868 | | -132 | 33.33 | .42 | 1.62 | 1.95 | 99,868 |
| 12 mo to 2 yr | 200,000 | 200,000 | 199,734 | | -266 | 66.67 | 1.42 | 1.77 | 2.15 | 199,734 |
| Total | 300,000 | 300,000 | 299,602 | | -398 | 11.70 | 1.09 | 1.72 | 2.08 | 299,602 |
| CERTIFICATES OF DEPOSIT | | | | | | | | | | |
| 6 mo to 12 mo | 250,000 | 250,000 | 251,023 | 1,023 | | 25.30 | .75 | 2.20 | 2.20 | 251,023 |
| 12 mo to 2 yr | 245,000 | 245,000 | 244,675 | | -325 | 24.80 | 1.48 | 1.65 | 1.65 | 244,675 |
| 2 yr to 5 yr | 245,000 | 243,656 | 257,892 | 14,236 | | 24.80 | 3.59 | 3.52 | 3.52 | 257,892 |
| 5 yr to 10 yr | 248,000 | 248,000 | 249,003 | 1,003 | | 25.10 | 7.80 | 3.00 | 3.00 | 249,003 |
| Total | 988,000 | 986,656 | 1,002,593 | 16,262 | -325 | 38.53 | 3.40 | 2.59 | 2.59 | 1,002,593 |
| All Securities | | | | | | | | | | |
| 0 yr to 1 yr | 650,000 | 650,000 | 650,852 | 1,023 | -171 | 25.35 | .39 | 1.63 | 1.79 | 650,852 |
| 1 yr to 2 yr | 445,000 | 445,000 | 444,409 | | -591 | 17.35 | 1.45 | 1.70 | 1.87 | 444,409 |
| 3 yr to 4 yr | 445,000 | 443,656 | 457,400 | 14,236 | -492 | 17.35 | 3.66 | 2.54 | 2.68 | 457,400 |
| 4 yr to 5 yr | 271,294 | 281,498 | 282,237 | 2,579 | -1,840 | 10.58 | 4.44 | 2.18 | 3.40 | 282,237 |
| 5 yr to 10 yr | 653,000 | 658,963 | 663,675 | 5,928 | -1,216 | 25.47 | 7.41 | 2.59 | 2.94 | 663,675 |
| 10 yr to 20 yr | 100,000 | 100,000 | 100,072 | 72 | | 3.90 | 13.34 | 4.00 | 5.01 | 100,072 |
| Total | 2,564,294 | 2,579,118 | 2,598,645 | 23,838 | -4,310 | 100.00 | 3.86 | 2.20 | 2.55 | 2,598,645 |

Maturity/Directors Report

SAMPLE PORTFOLIO
CITY, WI

InTrader (director)

Last: 11/30/2019

As-of: 12/31/2019

1999 199999

- Non-Marketable Other

| Description | Par Value | Book Value | Market Value | Gain | Loss | Pct. of Total | Avg Mat | Purch Yield | Te Yld | Unpledged Market value |
|-------------|-----------|------------|--------------|------|------|---------------|---------|-------------|--------|------------------------|
|-------------|-----------|------------|--------------|------|------|---------------|---------|-------------|--------|------------------------|

No details to report for intention - Non-Marketable Other



Portfolio Analysis Report

SAMPLE PORTFOLIO
CITY, WI

InTrader (portanaly)

Last: 11/30/2019

As-of: 12/31/2019

1999 199999

| Description Term | Par Value | Tax Basis | Book Value Market Value | Gain/Loss | Pct. of Total | Average Maturity | Purch Yield | Avg. Te Yld | Unpledged Par Value |
|------------------------------|------------------|------------------|---------------------------------------|----------------|---------------|------------------|-------------|-------------|---------------------|
| GOVERNMENT TREASURIES | | | | | | | | | |
| 6 to 12 months | 500,000 | 503,469 | 503,469 504,219 | 750 | 33.33 | 1.00 Yrs | 1.79 | 1.79 | 500,000 |
| 5 to 10 years | 1,000,000 | 1,007,437 | 1,007,437 1,007,437 | | 66.67 | 6.11 Yrs | 2.23 | 2.23 | 1,000,000 |
| Total | 1,500,000 | 1,510,906 | 1,510,906 1,511,656 | 750 | 4.82 | 4.41 Yrs | 2.09 | 2.09 | 1,500,000 |
| GOVERNMENT ABS/MBS | | | | | | | | | |
| 12 to 2 years | 1,707,628 | 1,730,797 | 1,730,797 1,728,626 | -2,171 | 30.15 | 1.73 Yrs | 1.68 | 2.39 | 1,707,628 |
| 2 to 5 years | 3,849,827 | 3,971,214 | 3,971,214 3,957,899 | -13,315 | 67.98 | 2.80 Yrs | 1.81 | 2.59 | 3,849,827 |
| 5 to 10 years | 105,862 | 108,832 | 108,832 109,773 | 941 | 1.87 | 7.42 Yrs | 0.33 | 3.75 | 105,862 |
| Total | 5,663,316 | 5,810,843 | 5,810,843 5,796,298 | -14,545 | 18.21 | 2.56 Yrs | 1.74 | 2.55 | 5,663,316 |
| GOVERNMENT CMO/REMIC | | | | | | | | | |
| 12 to 2 years | 5,087,210 | 5,131,768 | 5,131,768 5,147,411 | 15,642 | 51.29 | 1.72 Yrs | 2.34 | 2.38 | 5,087,210 |
| 2 to 5 years | 1,428,368 | 1,426,383 | 1,427,839 1,434,628 | 6,788 | 14.40 | 2.82 Yrs | 1.92 | 2.23 | 1,428,368 |
| 5 to 10 years | 3,403,604 | 3,439,867 | 3,439,867 3,448,640 | 8,773 | 34.31 | 6.04 Yrs | 2.42 | 2.78 | 3,403,604 |
| Total | 9,919,183 | 9,998,018 | 9,999,475 10,030,679 | 31,204 | 31.89 | 3.36 Yrs | 2.31 | 2.50 | 9,919,183 |
| GOVERNMENT AGENCIES | | | | | | | | | |
| 6 to 12 months | 1,000,000 | 980,000 | 997,887 1,000,102 | 2,215 | 26.72 | .75 Yrs | 1.99 | 1.99 | |
| 12 to 2 years | 500,000 | 491,875 | 496,733 498,288 | 1,555 | 13.36 | 1.38 Yrs | 2.03 | 2.04 | 500,000 |
| 2 to 5 years | 590,442 | 667,784 | 667,784 633,521 | -34,264 | 15.78 | 2.75 Yrs | 2.65 | 2.75 | 590,442 |
| 5 to 10 years | 1,652,383 | 1,584,761 | 1,601,789 1,646,643 | 44,854 | 44.15 | 7.41 Yrs | 2.87 | 2.90 | 1,652,383 |
| Total | 3,742,825 | 3,724,421 | 3,764,194 3,778,553 | 14,360 | 12.03 | 4.09 Yrs | 2.49 | 2.52 | 2,742,825 |
| EXEMPT MUNICIPALS | | | | | | | | | |
| 0 to 3 months | 300,000 | 300,000 | 300,000 299,961 | -39 | 5.31 | .09 Yrs | 1.15 | 1.40 | 300,000 |



Portfolio Analysis Report

SAMPLE PORTFOLIO
CITY, WI

InTrader (portanaly)

Last: 11/30/2019

As-of: 12/31/2019

1999 199999

| Description Term | Par Value | Tax Basis | Book Value Market Value | Gain/Loss | Pct. of Total | Average Maturity | Purch Yield | Avg. Te Yld | Unpledged Par Value |
|------------------|------------------|------------------|--------------------------------------|----------------|---------------|------------------|-------------|-------------|---------------------|
| 6 to 12 months | 100,000 | 101,588 | 101,588 102,107 | 519 | 1.77 | .67 Yrs | 1.89 | 2.34 | 100,000 |
| 12 to 2 years | 840,000 | 848,125 | 848,125 849,660 | 1,535 | 14.88 | 1.42 Yrs | 1.31 | 1.60 | 840,000 |
| 2 to 5 years | 1,560,000 | 1,558,254 | 1,559,963 1,580,920 | 20,957 | 27.64 | 3.71 Yrs | 1.86 | 2.28 | 1,560,000 |
| 5 to 10 years | 1,750,000 | 1,641,786 | 1,641,852 1,706,990 | 65,138 | 31.00 | 7.57 Yrs | 2.97 | 4.16 | 1,750,000 |
| 10 to 99 years | 1,095,000 | 1,100,453 | 1,100,510 1,130,561 | 30,052 | 19.40 | 18.31 Yrs | 3.36 | 4.20 | 1,095,000 |
| Total | 5,645,000 | 5,550,205 | 5,552,037 5,670,199 | 118,162 | 18.15 | 7.15 Yrs | 2.38 | 3.09 | 5,645,000 |

TAXABLE MUNICIPALS

| | | | | | | | | | |
|----------------|------------------|------------------|--------------------------------------|---------------|-------------|-----------------|-------------|-------------|------------------|
| 3 to 6 months | 100,000 | 100,000 | 100,000 99,868 | -132 | 7.07 | .42 Yrs | 1.62 | 1.95 | 100,000 |
| 6 to 12 months | 200,000 | 200,000 | 200,000 200,416 | 416 | 14.13 | .92 Yrs | 3.63 | 5.48 | 200,000 |
| 12 to 2 years | 450,000 | 450,000 | 450,000 454,474 | 4,474 | 31.80 | 1.56 Yrs | 3.29 | 3.46 | 450,000 |
| 2 to 5 years | 150,000 | 150,000 | 150,000 150,000 | | 10.60 | 2.25 Yrs | 5.62 | 5.63 | |
| 5 to 10 years | 515,000 | 516,902 | 516,903 525,775 | 8,872 | 36.40 | 9.02 Yrs | 4.41 | 4.42 | 515,000 |
| Total | 1,415,000 | 1,416,902 | 1,416,903 1,430,533 | 13,630 | 4.55 | 4.18 Yrs | 3.88 | 4.22 | 1,265,000 |

CORPORATE ISSUES

| | | | | | | | | | |
|--------------|----------------|----------------|----------------------------------|---------------|-------------|-----------------|-------------|-------------|----------------|
| 2 to 5 years | 900,000 | 903,500 | 903,500 931,791 | 28,290 | 100.00 | 3.92 Yrs | 1.73 | 3.40 | 900,000 |
| Total | 900,000 | 903,500 | 903,500 931,791 | 28,290 | 2.89 | 3.92 Yrs | 1.73 | 3.40 | 900,000 |

CERTIFICATES OF DEPOSIT

| | | | | | | | | | |
|----------------|-----------|-----------|------------------------|--------|-------|----------|------|------|-----------|
| 6 to 12 months | 250,000 | 250,000 | 250,000 251,023 | 1,023 | 10.77 | .75 Yrs | 2.20 | 2.20 | 250,000 |
| 12 to 2 years | 739,000 | 739,000 | 739,000 737,936 | -1,064 | 31.84 | 1.55 Yrs | 1.62 | 1.62 | 494,000 |
| 2 to 5 years | 1,084,000 | 1,082,163 | 1,082,656 1,116,044 | 33,388 | 46.70 | 3.57 Yrs | 2.72 | 2.72 | 1,084,000 |
| 5 to 10 years | 248,000 | 248,000 | 248,000 249,003 | 1,003 | 10.69 | 7.80 Yrs | 3.00 | 3.00 | 248,000 |



Portfolio Analysis Report

SAMPLE PORTFOLIO
CITY, WI

InTrader (portanaly)

Last: 11/30/2019

As-of: 12/31/2019

1999 199999

| Description Term | Par Value | Tax Basis | Book Value Market Value | Gain/Loss | Pct. of Total | Average Maturity | Purch Yield | Avg. Te Yld | Unpledged Par Value |
|-----------------------------|-------------------|-------------------|--|----------------|---------------|------------------|-------------|-------------|---------------------|
| Total | 2,321,000 | 2,319,163 | 2,319,656 2,354,006 | 34,350 | 7.46 | 3.07 Yrs | 2.34 | 2.34 | 2,076,000 |
| Muni by Moody Rating | | | | | | | | | |
| NR | 3,545,000 | 3,551,742 | 3,553,547 3,605,439 | 51,892 | 11.40 | 6.33 Yrs | 2.43 | 3.04 | 3,545,000 |
| Aa2 | 1,240,000 | 1,248,125 | 1,248,125 1,254,400 | 6,275 | 3.99 | 1.57 Yrs | 2.47 | 2.67 | 1,090,000 |
| A1 | 610,000 | 609,913 | 609,940 612,519 | 2,579 | 1.96 | 8.06 Yrs | 2.99 | 5.02 | 610,000 |
| A2 | 795,000 | 800,853 | 800,853 810,006 | 9,154 | 2.56 | 11.57 Yrs | 2.41 | 2.98 | 795,000 |
| Aaa | 470,000 | 354,570 | 354,570 408,284 | 53,714 | 1.51 | 8.13 Yrs | 3.50 | 4.37 | 470,000 |
| Aa3 | 400,000 | 401,905 | 401,905 410,084 | 8,179 | 1.29 | 9.84 Yrs | 4.53 | 4.54 | 400,000 |
| Corp by Moody Rating | | | | | | | | | |
| Baa1 | 900,000 | 903,500 | 903,500 931,791 | 28,290 | 2.89 | 3.92 Yrs | 1.73 | 3.40 | 900,000 |
| All Securities | | | | | | | | | |
| 0 to 1 years | 2,450,000 | 2,435,057 | 2,452,944 2,457,696 | 4,752 | 7.88 | .72 Yrs | 1.98 | 2.20 | 1,450,000 |
| 1 to 2 years | 9,323,838 | 9,391,565 | 9,396,423 9,416,395 | 19,972 | 29.97 | 1.65 Yrs | 2.10 | 2.29 | 9,078,838 |
| 2 to 3 years | 5,811,577 | 6,000,380 | 6,001,836 5,961,053 | -40,784 | 18.68 | 2.66 Yrs | 1.96 | 2.48 | 5,661,577 |
| 3 to 4 years | 2,461,917 | 2,464,197 | 2,464,691 2,525,406 | 60,715 | 7.91 | 3.61 Yrs | 2.03 | 2.88 | 2,461,917 |
| 4 to 5 years | 1,289,144 | 1,294,721 | 1,296,429 1,318,343 | 21,914 | 4.14 | 4.32 Yrs | 2.41 | 2.87 | 1,289,144 |
| 5 to 10 years | 8,674,849 | 8,547,586 | 8,564,680 8,694,262 | 129,582 | 27.89 | 6.86 Yrs | 2.71 | 3.13 | 8,674,849 |
| 10 to 20 years | 1,095,000 | 1,100,453 | 1,100,510 1,130,561 | 30,052 | 3.52 | 18.31 Yrs | 3.36 | 4.20 | 1,095,000 |
| Total | 31,106,324 | 31,233,958 | 31,277,513 31,503,715 | 226,202 | 100.00 | 4.07 Yrs | 2.28 | 2.69 | 29,711,324 |

Weighted by Par Value

This page intentionally left blank

SCHEDULE RC-B, SECURITIES
SAMPLE PORTFOLIO
CITY, WI

InTrader (schedule)
Last: 11/30/2019
As-of: 12/31/2019
1999 199999


| Description | Book Val/Amort Cost | Fair Value | Write Off |
|--|---------------------|--------------|-----------|
| 1. U.S. Treasury Securities HTM (Columns A & B) | .00 | .00 | .00 |
| 1. U.S. Treasury Securities AFS (Columns C & D) | 1,510,906.13 | 1,511,656.09 | .00 |
| 2. U.S. Government agency obligations (exclude MBS) HTM (Columns A & B) | .00 | .00 | .00 |
| 2. U.S. Government agency obligations (exclude MBS) AFS (Columns C & D) | 3,764,193.73 | 3,778,553.39 | .00 |
| 3. Securities issued by states and political subdivisions in the U.S. HTM (Columns A & B) | 1,164,812.53 | 1,171,459.25 | .00 |
| 3. Securities issued by states and political subdivisions in the U.S. AFS (Columns C & D) | 5,421,717.61 | 5,548,344.35 | .00 |
| 4. Mortgage-backed securities (MBS) HTM (Columns A & B): | | | |
| a. Residential mortgage pass-through securities: | | | |
| (1) Guaranteed by GNMA | .00 | .00 | .00 |
| (2) Issued by FNMA and FHLMC | 171,557.95 | 169,717.95 | .00 |
| (3) Other pass-through securities | .00 | .00 | .00 |
| b. Other residential mortgage-backed securities (include CMOs, REMICs and stripped MBS): | | | |
| (1) Issued or guaranteed by FNMA, FHLMC, or GNMA | .00 | .00 | .00 |
| (2) Collateralized by MBS issued or guaranteed by FNMA, FHLMC, or GNMA | .00 | .00 | .00 |
| (3) All other residential MBS | .00 | .00 | .00 |
| c. Commercial MBS: | | | |
| (1) Commercial mortgage pass-through securities | | | |
| (a) Issued or guaranteed by FNMA, FHLMC, or GNMA | .00 | .00 | .00 |
| (b) Other pass-through securities..... | .00 | .00 | .00 |
| (2) Other commercial MBS: | | | |
| (a) Issued or guaranteed by FNMA, FHLMC, or GNMA | .00 | .00 | .00 |
| (b) All other commercial MBS..... | .00 | .00 | .00 |
| 4. Mortgage-backed securities (MBS) AFS (Columns C & D): | | | |
| a. Residential mortgage pass-through securities: | | | |
| (1) Guaranteed by GNMA | 133,864.51 | 136,422.15 | .00 |
| (2) Issued by FNMA and FHLMC | 4,305,674.51 | 4,307,110.83 | .00 |
| (3) Other pass-through securities | .00 | .00 | .00 |
| b. Other residential mortgage-backed securities (include CMOs, REMICs and stripped MBS): | | | |
| (1) Issued or guaranteed by FNMA, FHLMC, or GNMA | 3,294,193.84 | 3,294,349.68 | .00 |
| (2) Collateralized by MBS issued or guaranteed by FNMA, FHLMC, or GNMA | .00 | .00 | .00 |
| (3) All other residential MBS | .00 | .00 | .00 |
| c. Commercial MBS: | | | |
| (1) Commercial mortgage pass-through securities: | | | |
| (a) Issued or guaranteed by FNMA, FHLMC, or GNMA | 1,199,745.61 | 1,183,046.95 | .00 |



SCHEDULE RC-B, SECURITIES
SAMPLE PORTFOLIO
CITY, WI

InTrader (schedule)
Last: 11/30/2019
As-of: 12/31/2019
1999 199999

| Description | Book Val/Amort Cost | Fair Value | Write Off |
|--|---------------------|---------------|-----------|
| (b) Other pass-through securities..... | .00 | .00 | .00 |
| (2) Other commercial MBS: | | | |
| (a) Issued or guaranteed by FNMA, FHLMC, or GNMA | 6,705,281.20 | 6,736,328.93 | .00 |
| (b) All other commercial MBS | .00 | .00 | .00 |
| 5. Asset-backed securities and structured financial products HTM (Columns A & B): | | | |
| a. Asset-backed securities (ABS) | .00 | .00 | .00 |
| b. Structured financial products..... | .00 | .00 | .00 |
| 5. Asset-backed securities and structured financial products AFS (Columns C & D): | | | |
| a. Asset-backed securities (ABS) | .00 | .00 | .00 |
| b. Structured financial products | .00 | .00 | .00 |
| 6. Other debt securities HTM (Columns A & B): | | | |
| a. Other domestic debt securities | .00 | .00 | .00 |
| b. Foreign debt securities | .00 | .00 | .00 |
| 6. Other debt securities AFS (Columns C & D): | | | |
| a. Other domestic debt securities | 903,500.24 | 931,790.70 | .00 |
| b. Foreign debt securities | .00 | .00 | .00 |
| 7. Investments in mutual funds and other equity securities with readily determinable fair values HTM (NA for HTM) | .00 | .00 | .00 |
| 7. Investments in mutual funds and other equity securities with readily determinable fair values AFS (Columns C & D) | .00 | .00 | .00 |
| 8. Total (sum of items 1 through 7) HTM (total of column A must equal Schedule RC, item 2.a) | 1,336,370.48 | 1,341,177.20 | .00 |
| 8. Total (sum of items 1 through 7) AFS (total of column D must equal Schedule RC, item 2.b) | 27,239,077.38 | 27,427,603.07 | .00 |
| MEMORANDA | .00 | .00 | .00 |
| 1. Pledged securities HTM (Report at AMORTIZED COST) | .00 | .00 | .00 |
| 1. Pledged securities AFS (Report at FAIR VALUE) | 1,147,887.39 | 1,150,102.00 | .00 |
| 2. Maturity and repricing data for debt securities HTM (report at AMORTIZED COST) (excluding those in nonaccrual status): | | | |
| a. Non-mortgage debt securities; and mortgage pass-through securities other than those backed by closed-end first lien 1-4 family residential mortgages with a remaining maturity or next repricing date of: | | | |
| (1) Three months or less | 300,000.00 | 299,961.00 | .00 |
| (2) Over three months through 12 months | 100,000.00 | 99,868.00 | .00 |
| (3) Over one year through three years | 200,000.00 | 199,734.00 | .00 |
| (4) Over three years through five years | 309,940.37 | 312,027.00 | .00 |
| (5) Over five years through 15 years | 254,872.16 | 259,869.25 | .00 |



SCHEDULE RC-B, SECURITIES

SAMPLE PORTFOLIO

CITY, WI

InTrader (schedule)

Last: 11/30/2019

As-of: 12/31/2019

1999 199999

| Description | Book Val/Amort Cost | Fair Value | Write Off |
|---|---------------------|--------------|-----------|
| (6) Over 15 years | .00 | .00 | .00 |
| b. Mortgage pass-through securities backed by closed-end first lien | | | |
| 1-4 family residential mortgages with a remaining maturity or next repricing date of: | | | |
| (1) Three months or less | 171,557.95 | 169,717.95 | .00 |
| (2) Over three months through 12 months | .00 | .00 | .00 |
| (3) Over one year through three years | .00 | .00 | .00 |
| (4) Over three years through five years | .00 | .00 | .00 |
| (5) Over five years through 15 years | .00 | .00 | .00 |
| (6) Over 15 years | .00 | .00 | .00 |
| c. Other mortgage-backed securities (include CMOs, REMICs, and stripped MBS; excluding mortgage pass-through securities) with and expected average life of: | | | |
| (1) Three years or less | .00 | .00 | .00 |
| (2) Over three years | .00 | .00 | .00 |
| d. Debt securities with a REMAINING MATURITY of one year or less (included in Memorandum items 2.a through 2.c above) | 400,000.00 | 399,829.00 | .00 |
| 2. Maturity and repricing data for debt securities AFS (Report at FAIR VALUE) (excluding those in nonaccrual status): | | | |
| a. Non-mortgage debt securities; and mortgage pass-through securities other than those backed by closed-end first lien 1-4 family residential mortgages with a remaining maturity or next repricing date of: | | | |
| (1) Three months or less | 1,571,284.70 | 1,565,311.32 | .00 |
| (2) Over three months through 12 months | 1,911,776.06 | 1,916,616.90 | .00 |
| (3) Over one year through three years | 2,247,798.74 | 2,258,627.50 | .00 |
| (4) Over three years through five years | 747,080.95 | 762,952.50 | .00 |
| (5) Over five years through 15 years | 5,321,613.03 | 5,419,393.86 | .00 |
| (6) Over 15 years | 1,000,509.84 | 1,030,489.40 | .00 |
| b. Mortgage pass-through securities backed by closed-end first lien 1-4 family residential mortgages with a remainin maturity or next repricing date of: | | | |
| (1) Three months or less | .00 | .00 | .00 |
| (2) Over three months through 12 months | 48,267.95 | 47,222.77 | .00 |
| (3) Over one year through three years | .00 | .00 | .00 |
| (4) Over three years through five years | 1,467,046.61 | 1,467,336.67 | .00 |
| (5) Over five years through 15 years | 2,924,224.46 | 2,928,973.54 | .00 |
| (6) Over 15 years | .00 | .00 | .00 |
| c. Other mortgage-backed securities (include CMOs, REMICs, and stripped MBS) with an expected average life of: | | | |



SCHEDULE RC-B, SECURITIES

SAMPLE PORTFOLIO

CITY, WI

InTrader (schedule)

Last: 11/30/2019

As-of: 12/31/2019

1999 199999

| Description | Book Val/Amort Cost | Fair Value | Write Off |
|--|---------------------|--------------|-----------|
| (1) Three years or less | 6,161,661.30 | 6,183,993.89 | .00 |
| (2) Over three years | 3,837,813.74 | 3,846,684.72 | .00 |
| d. Debt securities with a REMAINING MATURITY of one year or less (included in Memorandum items 2.a through 2.c above) | 1,802,944.12 | 1,806,844.00 | .00 |
| 3. Amortized cost of HTM securities sold or transferred to AFS or trading during the calendar year-to-date | .00 | .00 | .00 |
| 4. Structured notes (included in HTM and AFS in Schedule RC-B, items 2, 3, 5 and 6) | .00 | .00 | .00 |
| 5. Asset-backed securities (ABS) HTM (for each column, sum of Memorandum items 5.a through 5.f must equal Schedule RC-B, item 5.a): | | | |
| a. Credit card receivables | .00 | .00 | .00 |
| b. Home equity lines | .00 | .00 | .00 |
| c. Automobile loans | .00 | .00 | .00 |
| d. Other consumer loans | .00 | .00 | .00 |
| e. Commercial and industrial loans | .00 | .00 | .00 |
| f. Other | .00 | .00 | .00 |
| 5. Asset-backed securities (ABS) AFS (for each column, sum of Memorandum items 5.a through 5.f equal Schedule RC-B, item 5.a): | | | |
| a. Credit card receivables | .00 | .00 | .00 |
| b. Home equity lines | .00 | .00 | .00 |
| c. Automobile loans | .00 | .00 | .00 |
| d. Other consumer loans | .00 | .00 | .00 |
| e. Commercial and industrial loans | .00 | .00 | .00 |
| f. Other | .00 | .00 | .00 |
| 6. Structured financial products by underlying collateral or reference assets HTM (Columns A & B) (for each column, sum of Memorandum items 6.a through 6.g must equal Schedule RC-B, items 5.b.): | | | |
| a. Trust preferred securities issued by financial institutions | .00 | .00 | .00 |
| b. Trust preferred securities issued by real estate investment trusts ... | .00 | .00 | .00 |
| c. Corporate and similar loans | .00 | .00 | .00 |
| d. 1-4 family residential MBS issued or guaranteed by U.S. government- sponsored enterprises (GSEs) | .00 | .00 | .00 |
| e. 1-4 family residential MBS not issued or guaranteed by GSEs | .00 | .00 | .00 |
| f. Diversified (mixed) pools of structured financial products | .00 | .00 | .00 |
| g. Other collateral or reference assets | .00 | .00 | .00 |
| 6. Structured financial products by underlying collateral or reference assets AFS (Columns C & D) (for each column, sum of Memorandum items 6.a through 6.g must equal Schedule RC-B, items 5.b.): | | | |
| a. Trust preferred securities issued by financial institutions | .00 | .00 | .00 |
| b. Trust preferred securities issued by real estate investment trusts ... | .00 | .00 | .00 |



SCHEDULE RC-B, SECURITIES
 SAMPLE PORTFOLIO
 CITY, WI

InTrader (schedule)
 Last: 11/30/2019
 As-of: 12/31/2019
 1999 199999


| Description | Book Val/Amort Cost | Fair Value | Write Off |
|--|---------------------|------------|-----------|
| c. Corporate and similar loans | .00 | .00 | .00 |
| d. 1-4 family residential MBS issued or guaranteed by U.S. government-sponsored enterprises (GSEs) | .00 | .00 | .00 |
| e. 1-4 family residential MBS not issued or guaranteed by GSEs | .00 | .00 | .00 |
| f. Diversified (mixed) pools of structured financial products | .00 | .00 | .00 |
| g. Other collateral or reference assets | .00 | .00 | .00 |



SCHEDULE RC-A, BALANCES DUE FROM DEP INSTITUTIONS
SAMPLE PORTFOLIO
CITY, WI

InTrader (schedule)
Last: 11/30/2019
As-of: 12/31/2019
1999 199999

| Description | Book Val/Amort Cost | Fair Value | Write Off |
|--|---------------------|--------------|-----------|
| 2. Balances due from depository institutions in the U.S: | 2,319,656.05 | 2,354,006.42 | .00 |
| 3. Balances due from banks in foreign countries and foreign central banks: | .00 | .00 | .00 |



SCHEDULE RC-C, LOANS & LEASE FINANCING RECEIVABLES
SAMPLE PORTFOLIO
CITY, WI

InTrader (schedule)
Last: 11/30/2019
As-of: 12/31/2019
1999 199999

| Description | Book Val/Amort Cost | Fair Value | Write Off |
|---|---------------------|------------|-----------|
| 1. Loans secured by real estate: | | | |
| c. Secured by 1-4 family residential properties: | | | |
| 2. Closed-end loans secured by 1-4 family residential properties: | | | |
| (b) Secured by junior liens | .00 | .00 | .00 |
| e. Secured by nonfarm nonresidential properties: | | | |
| 1. Loans secured by owner-occupied nonfarm nonresidential properties | .00 | .00 | .00 |
| 2. Loans secured by other nonfarm nonresidential properties..... | .00 | .00 | .00 |
| 2. Loans to depository institutions and acceptances of other banks | | | |
| a. To commercial banks in the U.S.: | .00 | .00 | .00 |
| 8. Obligations (other than securities and leases) of states and political subdivisions in the U.S. | .00 | .00 | .00 |
| 10. Lease financing receivables (net of unearned income) | | | |
| b. All other leases | 382,409.47 | 380,928.75 | .00 |
| MEMORANDA | .00 | .00 | .00 |
| 1. Loans restructured in troubled debt restructurings that are in compliance with their modified terms (included in Schedule RC-C, part 1, and not reported as past due or non-accrual in Schedule RC-N, Memorandum item 1) | | | |
| a. Construction, land development, and other land loans: | | | |
| (1) 1-4 family residential construction loans..... | .00 | .00 | .00 |
| b. Loans secured by 1-4 family residential properties..... | .00 | .00 | .00 |
| c. Secured by multifamily (5 or more) residential properties..... | .00 | .00 | .00 |
| d. Secured by nonfarm nonresidential properties..... | .00 | .00 | .00 |
| e. Commercial and industrial loans:..... | .00 | .00 | .00 |
| f. All other loans (include loans to individuals for household, family, and other personal expenditures)..... | .00 | .00 | .00 |
| 2. Maturity and repricing data for loans and leases (excluding those in non-accrual status): | | | |
| a. Closed end loans secured by first liens on 1-4 family residential properties (reported in Schedule RC-C, part 1, item 1.c(2)(a), column B) with remaining maturity or next repricing date of: | | | |
| (1) Three months or less..... | .00 | .00 | .00 |
| (2) Over three months through 12 months..... | .00 | .00 | .00 |
| (3) Over one year through three years..... | .00 | .00 | .00 |
| (4) Over three years through five years..... | .00 | .00 | .00 |
| (5) Over five years through 15 years..... | .00 | .00 | .00 |
| (6) Over 15 years..... | .00 | .00 | .00 |
| b. All loans and leases (reported in Schedule RC-C, part 1, items 1-10, column B, above) EXCLUDING closed-end loans secured by first liens on 1-4 residential properties with remaining maturity of next pricing date of: | | | |



SCHEDULE RC-C, LOANS & LEASE FINANCING RECEIVABLES
 SAMPLE PORTFOLIO
 CITY, WI

InTrader (schedule)
 Last: 11/30/2019
 As-of: 12/31/2019
 1999 199999

| Description | Book Val/Amort Cost | Fair Value | Write Off |
|--|---------------------|------------|-----------|
| (1) Three months or less..... | .00 | .00 | .00 |
| (2) Over three month through 12 months..... | .00 | .00 | .00 |
| (3) Over one year through three years..... | .00 | .00 | .00 |
| (4) Over three years through five years..... | .00 | .00 | .00 |
| (5) Over five years through 15 years..... | 382,409.47 | 380,928.75 | .00 |
| (6) Over 15 years..... | .00 | .00 | .00 |
| c. Loans and leases (reported in Schedule RC-C, part 1, items 1-10, column B) with REMAINING MATURITY of one year or less (excluding those in nonaccrual status..... | .00 | .00 | .00 |



SCHEDULE RC-F, OTHER ASSETS
 SAMPLE PORTFOLIO
 CITY, WI

InTrader (schedule)
 Last: 11/30/2019
 As-of: 12/31/2019
 1999 199999

| Description | Book Val/Amort Cost | Fair Value | Write Off |
|---|---------------------|------------|-----------|
| 4. Equity investments without readily determinable fair | | | |
| values | .00 | .00 | .00 |
| B. HELD-TO-MATURITY | .00 | .00 | .00 |



SCHEDULE RC-K, QUARTERLY AVERAGES

SAMPLE PORTFOLIO

CITY, WI

InTrader (schedule)

Last: 11/30/2019

As-of: 12/31/2019

1999 199999

| Description | |
|--|---------------|
| 1. Interest-bearing balances due from depository institutions | 2,585,538.59 |
| 2. U.S. Treasury securities and U.S. Government agency obligations (excluding mortgage-backed securities) | 4,463,873.90 |
| 3. Mortgage-backed securities | 12,807,628.74 |
| 4. All other debt securities and equity securities with readily determinable fair values not held for trading purposes..... | 7,552,151.35 |
| 6.a Total loans (in domestic offices)..... | .00 |
| 8. Lease financing receivables (net of unearned income)..... | 382,890.47 |
| 9. Total assets (Lines 1 through 8) | 27,792,083.05 |



SCHEDULE RC-Q, ASSETS MEASURED AT FAIR VALUE
 SAMPLE PORTFOLIO
 CITY, WI

InTrader (schedule)
 Last: 11/30/2019
 As-of: 12/31/2019
 1999 199999


| Description | Book Val/Amort Cost | Fair Value | Write Off |
|---|---------------------|---------------|-----------|
| 1. Available-for-sale debt securities and equity securities with readily determinable fair values not held for trading purposes | .00 | .00 | .00 |
| C. Level 1 Fair Value Measurements | .00 | .00 | .00 |
| D. Level 2 Fair Value Measurements | 27,564,640.29 | 27,771,579.70 | .00 |
| E. Level 3 Fair Value Measurements | 1,007,437.09 | 1,007,437.09 | .00 |
| 7. Total assets measured at fair value (Total fair value on RC-B line 8) | 28,572,077.38 | 28,779,016.79 | .00 |



SCHEDULE HC-B, SECURITIES
SAMPLE PORTFOLIO
CITY, WI

InTrader (schedule)
Last: 11/30/2019
As-of: 12/31/2019
1999 199999

| Description | Book Val/Amort Cost | Fair Value | Write Off |
|---|---------------------|---------------|-----------|
| 2. Remaining maturity or next repricing date of debt securities HTM (report at AMOTRTIZED COST) | | | |
| a. 1 year and less | 571,557.95 | 569,546.95 | .00 |
| b. Over 1 year to 5 years | 509,940.37 | 511,761.00 | .00 |
| c. Over 5 years | 510,963.19 | 514,744.25 | .00 |
| 2. Remaining maturity or next repricing date of debt securities AFS (Report at FAIR VALUE) | | | |
| a. 1 year and less | 5,137,167.29 | 5,140,874.65 | .00 |
| b. Over 1 year to 5 years | 9,877,983.10 | 9,929,918.11 | .00 |
| c. Over 5 years | 12,350,245.43 | 12,482,864.06 | .00 |



SCHEDULE RI, INCOME STATEMENT
 SAMPLE PORTFOLIO
 CITY, WI

InTrader (schedule)
 Last: 11/30/2019
 As-of: 12/31/2019
 1999 199999

| Description | |
|--|------------|
| 1. Interest income: | |
| a(5) All other loans | .00 |
| b. Income from lease financing receivables | 6,651.47 |
| c. Interest income on balances due from depository institutions | 58,646.28 |
| d. Interest and dividend income on securities: | |
| (1) U.S. Treasury securities and U.S. Government agency obligations (excluding mortgage-backed securities) | 146,803.39 |
| (2) Mortgage-backed securities | 293,949.51 |
| (3) All other securities (include securities issued by states and political subdivisions in the U.S.) | 221,097.09 |
| MEMORANDA | |
| 3. Income on tax-exempt loans and leases to state and political subdivisions in the U.S. (include in Schedule RI, items 1.a and 1.b) | 6,651.47 |
| 4. Income on tax-exempt securities issued by states and political subdivisions in the U.S. (include in Schedule RI, item 1.d.(3)) | 127,073.46 |



This page intentionally left blank

SCHEDULE RC-B, SECURITIES

SAMPLE PORTFOLIO
CITY, WI

InTrader (schedt1)
Last: 11/30/2019
As-of: 12/31/2019
1999 199999

Description

1. U.S. Treasury Securities HTM (Columns A & B)

1. U.S. Treasury Securities AFS (Columns C & D)

| Line | Ticket | Cusip/Sec | Class | Rate(V) | Maturity | Next Reset | Intent | Book Val/Amort Cost | Fair Value | Write Off |
|--------------|-----------|-----------|-------|---------|------------|------------|--------|---------------------|---------------------|------------|
| 11 | 198063341 | 9128283V0 | 1000 | 2.50000 | 01/31/2025 | | AFS | 504,947.63 | 504,947.63 | .00 |
| 11 | 198063340 | 9128285S5 | 1000 | 2.50000 | 12/31/2020 | | AFS | 503,469.04 | 504,219.00 | .00 |
| 11 | 198063342 | 912828V98 | 1000 | 2.25000 | 02/15/2027 | | AFS | 502,489.46 | 502,489.46 | .00 |
| TOTAL | | | | | | | | 1,510,906.13 | 1,511,656.09 | .00 |

2. U.S. Government agency obligations (exclude MBS) HTM (Columns A & B)

2. U.S. Government agency obligations (exclude MBS) AFS (Columns C & D)

| Line | Ticket | Cusip/Sec | Class | Rate(V) | Maturity | Next Reset | Intent | Book Val/Amort Cost | Fair Value | Write Off |
|--------------|-----------|-----------|-------|------------|------------|------------|--------|---------------------|---------------------|------------|
| 40 | 160052382 | 83162CTN3 | 10000 | 3.21000 | 09/01/2030 | | AFS | 420,261.41 | 412,540.02 | .00 |
| 40 | 198011705 | 83165ARA4 | 10000 | 5.25000(v) | 09/25/2039 | | AFS | 225,718.58 | 211,173.54 | .00 |
| 40 | 198011706 | 83165ARA4 | 10000 | 5.25000(v) | 09/25/2039 | | AFS | 221,032.94 | 211,173.54 | .00 |
| 40 | 198011707 | 83165ARA4 | 10000 | 5.25000(v) | 09/25/2039 | | AFS | 221,032.94 | 211,173.54 | .00 |
| 40 | 160033762 | 3136G1H28 | 11200 | 1.70000 | 09/28/2020 | | AFS | 997,887.39 | 1,000,102.00 | .00 |
| 40 | 160052191 | 3136G35N1 | 11200 | 2.25000 | 09/21/2028 | | AFS | 471,855.73 | 494,719.50 | .00 |
| 40 | 160052190 | 3133EGAH8 | 11800 | 1.55000 | 05/17/2021 | | AFS | 496,732.76 | 498,287.50 | .00 |
| 40 | 160052192 | 3134G94U8 | 12700 | 2.00000 | 08/24/2026 | | AFS | 709,671.98 | 739,383.75 | .00 |
| TOTAL | | | | | | | | 3,764,193.73 | 3,778,553.39 | .00 |

3. Securities issued by states and political subdivisions in the U.S. HTM

(Columns A & B)

| Line | Ticket | Cusip/Sec | Class | Rate(V) | Maturity | Next Reset | Intent | Book Val/Amort Cost | Fair Value | Write Off |
|--------------|-----------|-----------|-------|---------|------------|------------|--------|---------------------|---------------------|------------|
| 61 | 160052196 | 590230RM2 | 20000 | 1.35000 | 10/01/2023 | | HTM | 200,000.00 | 199,508.00 | .00 |
| 61 | 160052193 | 625056AD8 | 20000 | 1.15000 | 02/01/2020 | | HTM | 300,000.00 | 299,961.00 | .00 |
| 61 | 160045146 | 949544MQ0 | 20000 | 3.20000 | 09/01/2025 | | HTM | 154,872.16 | 159,797.25 | .00 |
| 61 | 160052198 | 12946RBB7 | 20400 | 2.00000 | 05/01/2024 | | HTM | 109,940.37 | 112,519.00 | .00 |
| 61 | 160045152 | 94243TAZ9 | 20400 | 4.00000 | 05/01/2033 | | HTM | 100,000.00 | 100,072.00 | .00 |
| 61 | 160045154 | 121709UL1 | 21800 | 1.95000 | 06/01/2020 | | HTM | 100,000.00 | 99,868.00 | .00 |
| 61 | 160045155 | 121709UM9 | 21800 | 2.15000 | 06/01/2021 | | HTM | 200,000.00 | 199,734.00 | .00 |
| TOTAL | | | | | | | | 1,164,812.53 | 1,171,459.25 | .00 |



SCHEDULE RC-B, SECURITIES

SAMPLE PORTFOLIO
CITY, WI

InTrader (schedtl)
Last: 11/30/2019
As-of: 12/31/2019
1999 199999

Description

3. Securities issued by states and political subdivisions in the U.S. AFS

(Columns C & D)

| Line | Ticket | Cusip/Sec | Class | Rate(V) | Maturity | Next Reset | Intent | Book Val/Amort Cost | Fair Value | Write Off |
|--------------|-----------|-----------|-------|---------|------------|------------|--------|---------------------|---------------------|------------|
| 63 | 160045147 | 003392HY6 | 20000 | 4.30000 | 09/01/2027 | | AFS | 101,587.69 | 102,107.00 | .00 |
| 63 | 160052195 | 022029KT8 | 20000 | 1.75000 | 12/01/2022 | | AFS | 502,941.26 | 505,940.00 | .00 |
| 63 | 160052194 | 045141TQ1 | 20000 | 2.00000 | 06/01/2021 | | AFS | 848,124.72 | 849,660.00 | .00 |
| 63 | 160028663 | 2131838N9 | 20000 | 4.62500 | 11/15/2028 | | AFS | 500,000.00 | 500,000.00 | .00 |
| 63 | 160045145 | 866398FG0 | 20000 | 3.25000 | 09/01/2025 | | AFS | 250,000.00 | 257,980.00 | .00 |
| 63 | 160052207 | 869265YJ1 | 20000 | 2.00000 | 03/15/2023 | | AFS | 150,000.00 | 154,480.50 | .00 |
| 63 | 160052197 | 976622JE1 | 20000 | 1.60000 | 03/01/2024 | | AFS | 296,506.19 | 302,400.00 | .00 |
| 63 | 160038212 | 822516L57 | 20200 | 3.50000 | 02/15/2028 | | AFS | 354,570.36 | 408,284.30 | .00 |
| 63 | 160044193 | 049721DT7 | 20400 | 3.75000 | 09/01/2039 | | AFS | 499,657.27 | 520,085.00 | .00 |
| 63 | 160033772 | 223223CR7 | 20400 | 2.65000 | 07/15/2024 | | AFS | 300,574.76 | 306,072.00 | .00 |
| 63 | 160058527 | 646720LA8 | 20400 | 3.00000 | 12/01/2037 | | AFS | 500,852.57 | 510,404.40 | .00 |
| 63 | 160045151 | 478718D71 | 21800 | 4.50000 | 09/01/2021 | | AFS | 250,000.00 | 254,740.00 | .00 |
| 63 | 160020842 | 675634JS9 | 21800 | 5.62500 | 04/01/2022 | | AFS | 150,000.00 | 150,000.00 | .00 |
| 63 | 160055743 | 980694CG6 | 21800 | 4.00000 | 03/01/2026 | | AFS | 114,998.05 | 115,691.15 | .00 |
| 63 | 160045159 | 472904P21 | 22200 | 5.12500 | 11/01/2029 | | AFS | 401,904.74 | 410,084.00 | .00 |
| 63 | 160045150 | 563039AJ5 | 22200 | 5.48200 | 12/01/2020 | | AFS | 200,000.00 | 200,416.00 | .00 |
| TOTAL | | | | | | | | 5,421,717.61 | 5,548,344.35 | .00 |

4. Mortgage-backed securities (MBS) HTM (Columns A & B):

a. Residential mortgage pass-through securities:

(1) Guaranteed by GNMA

(2) Issued by FNMA and FHLMC

| Line | Ticket | Cusip/Sec | Class | Rate(V) | Maturity | Next Reset | Intent | Book Val/Amort Cost | Fair Value | Write Off |
|--------------|-----------|-----------|-------|------------|------------|------------|--------|---------------------|-------------------|------------|
| 83 | 160034395 | 3138EKZN8 | 6300 | 4.51400(v) | 04/01/2038 | | HTM | 171,557.95 | 169,717.95 | .00 |
| TOTAL | | | | | | | | 171,557.95 | 169,717.95 | .00 |

(3) Other pass-through securities

b. Other residential mortgage-backed securities (include CMOs, REMICs and stripped MBS):

(1) Issued or guaranteed by FNMA, FHLMC, or GNMA



SCHEDULE RC-B, SECURITIES

SAMPLE PORTFOLIO
CITY, WI

InTrader (schedtl)
Last: 11/30/2019
As-of: 12/31/2019
1999 199999

Description

(2) Collateralized by MBS issued or guaranteed by FNMA, FHLMC,
or GNMA

(3) All other residential MBS

c. Commercial MBS:

(1) Commercial mortgage pass-through securities

(a) Issued or guaranteed by FNMA, FHLMC, or GNMA

(b) Other pass-through securities.....

(2) Other commercial MBS:

(a) Issued or guaranteed by FNMA, FHLMC, or GNMA

(b) All other commercial MBS.....

4. Mortgage-backed securities (MBS) AFS (Columns C & D):

a. Residential mortgage pass-through securities:

(1) Guaranteed by GNMA


| Line | Ticket | Cusip/Sec | Class | Rate(V) | Maturity | Next Reset | Intent | Book Val/Amort Cost | Fair Value | Write Off |
|--------------|-----------|-----------|-------|------------|------------|------------|--------|---------------------|-------------------|------------|
| 112 | 160031373 | 36179MBC3 | 6000 | 3.87500(v) | 04/20/2042 | | AFS | 48,267.95 | 47,222.77 | .00 |
| 112 | 159002553 | 36241K4V7 | 6000 | 4.00000 | 04/15/2024 | | AFS | 85,596.56 | 89,199.38 | .00 |
| TOTAL | | | | | | | | 133,864.51 | 136,422.15 | .00 |

(2) Issued by FNMA and FHLMC

| Line | Ticket | Cusip/Sec | Class | Rate(V) | Maturity | Next Reset | Intent | Book Val/Amort Cost | Fair Value | Write Off |
|--------------|-----------|-----------|-------|---------|------------|------------|--------|---------------------|---------------------|------------|
| 120 | 160037654 | 3138W9RK8 | 6300 | 2.50000 | 09/01/2028 | | AFS | 162,841.53 | 164,857.63 | .00 |
| 120 | 198063343 | 31418A6Z6 | 6300 | 2.50000 | 02/01/2024 | | AFS | 1,089,196.13 | 1,089,246.01 | .00 |
| 120 | 160035778 | 31418AXP8 | 6300 | 2.00000 | 09/01/2023 | | AFS | 292,253.92 | 288,891.28 | .00 |
| 120 | 160043799 | 31418NYE4 | 6300 | 4.00000 | 02/01/2025 | | AFS | 349,346.75 | 350,488.83 | .00 |
| 120 | 198063344 | 31419AYS0 | 6300 | 3.50000 | 01/01/2026 | | AFS | 1,240,998.96 | 1,241,237.78 | .00 |
| 120 | 198063345 | 3128Q0FZ5 | 6600 | 2.50000 | 05/01/2027 | | AFS | 1,059,720.93 | 1,059,740.89 | .00 |
| 120 | 160031234 | 31294MCU3 | 6600 | 4.00000 | 09/01/2025 | | AFS | 111,316.29 | 112,648.41 | .00 |
| TOTAL | | | | | | | | 4,305,674.51 | 4,307,110.83 | .00 |

(3) Other pass-through securities

b. Other residential mortgage-backed securities (include CMOs, REMICs and stripped MBS):



SCHEDULE RC-B, SECURITIES

SAMPLE PORTFOLIO
CITY, WI

InTrader (schedtl)
Last: 11/30/2019
As-of: 12/31/2019
1999 199999

Description

(1) Issued or guaranteed by FNMA, FHLMC, or GNMA

| Line | Ticket | Cusip/Sec | Class | Rate(V) | Maturity | Next Reset | Intent | Book Val/Amort Cost | Fair Value | Write Off |
|--------------|-----------|-----------|-------|------------|------------|------------|--------|---------------------|---------------------|------------|
| 132 | 160029753 | 38373VY46 | 6900 | 2.21975(v) | 11/16/2032 | | AFS | 18,351.98 | 18,346.53 | .00 |
| 132 | 198051872 | 38373VY46 | 6900 | 2.21975(v) | 11/16/2032 | | AFS | 18,334.14 | 18,346.53 | .00 |
| 132 | 209001907 | 38377YWD8 | 6900 | 2.00000 | 08/16/2039 | | AFS | 344,481.58 | 343,567.74 | .00 |
| 132 | 160031374 | 38378ER62 | 6900 | 1.50000 | 04/20/2027 | | AFS | 138,725.95 | 136,155.22 | .00 |
| 132 | 198061575 | 38381XVN3 | 6900 | 3.00000 | 08/01/2049 | | AFS | 997,748.85 | 999,292.22 | .00 |
| 132 | 198061576 | 38381XVN3 | 6900 | 3.00000 | 08/01/2049 | | AFS | 1,496,623.28 | 1,498,938.33 | .00 |
| 132 | 160037186 | 3136A2EW9 | 7200 | 2.04200(v) | 11/25/2026 | | AFS | 110,074.22 | 110,431.35 | .00 |
| 132 | 159000664 | 31394CGV8 | 7200 | 2.19200(v) | 03/25/2035 | | AFS | 87,253.21 | 87,156.78 | .00 |
| 132 | 160031370 | 31394LMW9 | 7500 | 4.50000 | 11/15/2023 | | AFS | 82,600.63 | 82,114.98 | .00 |
| TOTAL | | | | | | | | 3,294,193.84 | 3,294,349.68 | .00 |

(2) Collateralized by MBS issued or guaranteed by FNMA, FHLMC,
or GNMA

(3) All other residential MBS

c. Commercial MBS:

(1) Commercial mortgage pass-through securities:

(a) Issued or guaranteed by FNMA, FHLMC, or GNMA

| Line | Ticket | Cusip/Sec | Class | Rate(V) | Maturity | Next Reset | Intent | Book Val/Amort Cost | Fair Value | Write Off |
|--------------|-----------|-----------|-------|------------|------------|------------|--------|---------------------|---------------------|------------|
| 143 | 160052182 | 36225EQ47 | 6100 | 4.00000(v) | 01/20/2039 | | AFS | 108,831.94 | 109,772.90 | .00 |
| 143 | 160052181 | 3138LABT5 | 6400 | 3.05000 | 06/01/2025 | | AFS | 1,090,913.67 | 1,073,274.05 | .00 |
| TOTAL | | | | | | | | 1,199,745.61 | 1,183,046.95 | .00 |

(b) Other pass-through securities.....

(2) Other commercial MBS:

(a) Issued or guaranteed by FNMA, FHLMC, or GNMA

| Line | Ticket | Cusip/Sec | Class | Rate(V) | Maturity | Next Reset | Intent | Book Val/Amort Cost | Fair Value | Write Off |
|------|-----------|-----------|-------|------------|------------|------------|--------|---------------------|--------------|-----------|
| 146 | 160046356 | 3136A87J3 | 7300 | 2.58200(v) | 10/25/2022 | | AFS | 152,322.75 | 152,838.14 | .00 |
| 146 | 160046357 | 3136ARQ76 | 7300 | 2.56600(v) | 04/25/2023 | | AFS | 274,007.03 | 274,194.58 | .00 |
| 146 | 159004261 | 3136ATX33 | 7300 | 2.40560(v) | 08/25/2028 | | AFS | 945,495.25 | 950,409.75 | .00 |
| 146 | 160052186 | 3137AME60 | 7600 | 2.87300 | 12/01/2021 | | AFS | 4,704,686.20 | 4,721,727.91 | .00 |
| 146 | 164021598 | 3137BYMP2 | 7600 | 2.19700 | 11/25/2023 | | AFS | 628,769.97 | 637,158.55 | .00 |



SCHEDULE RC-B, SECURITIES

SAMPLE PORTFOLIO
CITY, WI

InTrader (schedtl)
Last: 11/30/2019
As-of: 12/31/2019
1999 199999

| Description | | | | | | | | | | |
|--------------|--------|-----------|-------|---------|----------|------------|--------|---------------------|---------------------|------------|
| Line | Ticket | Cusip/Sec | Class | Rate(V) | Maturity | Next Reset | Intent | Book Val/Amort Cost | Fair Value | Write Off |
| TOTAL | | | | | | | | 6,705,281.20 | 6,736,328.93 | .00 |

(b) All other commercial MBS

- 5. Asset-backed securities and structured financial products HTM (Columns A & B):
 - a. Asset-backed securities (ABS)
 - b. Structured financial products.....
- 5. Asset-backed securities and structured financial products AFS (Columns C & D):
 - a. Asset-backed securities (ABS)
 - b. Structured financial products
- 6. Other debt securities HTM (Columns A & B):
 - a. Other domestic debt securities
 - b. Foreign debt securities
- 6. Other debt securities AFS (Columns C & D):
 - a. Other domestic debt securities


| Line | Ticket | Cusip/Sec | Class | Rate(V) | Maturity | Next Reset | Intent | Book Val/Amort Cost | Fair Value | Write Off |
|--------------|-----------|-----------|-------|------------|------------|------------|--------|---------------------|-------------------|------------|
| 191 | 160039058 | 38141EB81 | 32600 | 3.51375(v) | 11/29/2023 | | AFS | 903,500.24 | 931,790.70 | .00 |
| TOTAL | | | | | | | | 903,500.24 | 931,790.70 | .00 |

b. Foreign debt securities

- 7. Investments in mutual funds and other equity securities with readily determinable fair values HTM (NA for HTM)
- 7. Investments in mutual funds and other equity securities with readily determinable fair values AFS (Columns C & D)
- 8. Total (sum of items 1 through 7) HTM (total of column A must equal Schedule RC, item 2.a)
- 8. Total (sum of items 1 through 7) AFS (total of column D must equal Schedule RC, item 2.b)

MEMORANDA

- 1. Pledged securities HTM (Report at AMORTIZED COST)



SCHEDULE RC-B, SECURITIES

SAMPLE PORTFOLIO
CITY, WI

InTrader (schedtl)
Last: 11/30/2019
As-of: 12/31/2019
1999 199999

Description

1. Pledged securities AFS (Report at FAIR VALUE)

| Line | Ticket | Cusip/Sec | Class | Rate(V) | Maturity | Next Reset | Intent | Book Val/Amort Cost | Fair Value | Write Off |
|--------------|-----------|-----------|-------|---------|------------|------------|--------|---------------------|---------------------|------------|
| 271 | 160033762 | 3136G1H28 | 11200 | 1.70000 | 09/28/2020 | | AFS | 997,887.39 | 1,000,102.00 | .00 |
| 271 | 160020842 | 675634JS9 | 21800 | 5.62500 | 04/01/2022 | | AFS | 150,000.00 | 150,000.00 | .00 |
| TOTAL | | | | | | | | 1,147,887.39 | 1,150,102.00 | .00 |

2. Maturity and repricing data for debt securities HTM (report at AMORTIZED

COST) (excluding those in nonaccrual status):

a. Non-mortgage debt securities; and mortgage pass-through securities

other than those backed by closed-end first lien 1-4 family

residential mortgages with a remaining maturity or next repricing

date of:

(1) Three months or less

| Line | Ticket | Cusip/Sec | Class | Rate(V) | Maturity | Next Reset | Intent | Book Val/Amort Cost | Fair Value | Write Off |
|--------------|-----------|-----------|-------|---------|------------|------------|--------|---------------------|-------------------|------------|
| 296 | 160052193 | 625056AD8 | 20000 | 1.15000 | 02/01/2020 | | HTM | 300,000.00 | 299,961.00 | .00 |
| TOTAL | | | | | | | | 300,000.00 | 299,961.00 | .00 |

(2) Over three months through 12 months


| Line | Ticket | Cusip/Sec | Class | Rate(V) | Maturity | Next Reset | Intent | Book Val/Amort Cost | Fair Value | Write Off |
|--------------|-----------|-----------|-------|---------|------------|------------|--------|---------------------|------------------|------------|
| 297 | 160045154 | 121709UL1 | 21800 | 1.95000 | 06/01/2020 | | HTM | 100,000.00 | 99,868.00 | .00 |
| TOTAL | | | | | | | | 100,000.00 | 99,868.00 | .00 |

(3) Over one year through three years

| Line | Ticket | Cusip/Sec | Class | Rate(V) | Maturity | Next Reset | Intent | Book Val/Amort Cost | Fair Value | Write Off |
|--------------|-----------|-----------|-------|---------|------------|------------|--------|---------------------|-------------------|------------|
| 300 | 160045155 | 121709UM9 | 21800 | 2.15000 | 06/01/2021 | | HTM | 200,000.00 | 199,734.00 | .00 |
| TOTAL | | | | | | | | 200,000.00 | 199,734.00 | .00 |

(4) Over three years through five years

| Line | Ticket | Cusip/Sec | Class | Rate(V) | Maturity | Next Reset | Intent | Book Val/Amort Cost | Fair Value | Write Off |
|--------------|-----------|-----------|-------|---------|------------|------------|--------|---------------------|-------------------|------------|
| 301 | 160052196 | 590230RM2 | 20000 | 1.35000 | 10/01/2023 | | HTM | 200,000.00 | 199,508.00 | .00 |
| 301 | 160052198 | 12946RBB7 | 20400 | 2.00000 | 05/01/2024 | | HTM | 109,940.37 | 112,519.00 | .00 |
| TOTAL | | | | | | | | 309,940.37 | 312,027.00 | .00 |



SCHEDULE RC-B, SECURITIES

SAMPLE PORTFOLIO
CITY, WI

InTrader (schedtl)
Last: 11/30/2019
As-of: 12/31/2019
1999 199999

Description

(5) Over five years through 15 years

| Line | Ticket | Cusip/Sec | Class | Rate(V) | Maturity | Next Reset | Intent | Book Val/Amort Cost | Fair Value | Write Off |
|--------------|-----------|-----------|-------|---------|------------|------------|--------|---------------------|-------------------|------------|
| 310 | 160045146 | 949544MQ0 | 20000 | 3.20000 | 09/01/2025 | | HTM | 154,872.16 | 159,797.25 | .00 |
| 310 | 160045152 | 94243TAZ9 | 20400 | 4.00000 | 05/01/2033 | | HTM | 100,000.00 | 100,072.00 | .00 |
| TOTAL | | | | | | | | 254,872.16 | 259,869.25 | .00 |

(6) Over 15 years

b. Mortgage pass-through securities backed by closed-end first lien

1-4 family residential mortgages with a remaining maturity or next repricing date of:

(1) Three months or less

| Line | Ticket | Cusip/Sec | Class | Rate(V) | Maturity | Next Reset | Intent | Book Val/Amort Cost | Fair Value | Write Off |
|--------------|-----------|-----------|-------|------------|------------|------------|--------|---------------------|-------------------|------------|
| 324 | 160034395 | 3138EKZN8 | 6300 | 4.51400(v) | 04/01/2038 | 01/01/2020 | HTM | 171,557.95 | 169,717.95 | .00 |
| TOTAL | | | | | | | | 171,557.95 | 169,717.95 | .00 |

(2) Over three months through 12 months

(3) Over one year through three years

(4) Over three years through five years

(5) Over five years through 15 years

(6) Over 15 years

c. Other mortgage-backed securities (include CMOs, REMICs, and stripped

MBS; excluding mortgage pass-through securities) with and expected average life of:

(1) Three years or less

(2) Over three years

d. Debt securities with a REMAINING MATURITY of one year or less

(included in Memorandum items 2.a through 2.c above)

| Line | Ticket | Cusip/Sec | Class | Rate(V) | Maturity | Next Reset | Intent | Book Val/Amort Cost | Fair Value | Write Off |
|--------------|-----------|-----------|-------|---------|------------|------------|--------|---------------------|-------------------|------------|
| 371 | 160052193 | 625056AD8 | 20000 | 1.15000 | 02/01/2020 | | HTM | 300,000.00 | 299,961.00 | .00 |
| 371 | 160045154 | 121709UL1 | 21800 | 1.95000 | 06/01/2020 | | HTM | 100,000.00 | 99,868.00 | .00 |
| TOTAL | | | | | | | | 400,000.00 | 399,829.00 | .00 |



SCHEDULE RC-B, SECURITIES

SAMPLE PORTFOLIO
CITY, WI

InTrader (scheddtl)
Last: 11/30/2019
As-of: 12/31/2019
1999 199999

Description

2. Maturity and repricing data for debt securities AFS (Report at FAIR VALUE)

(excluding those in nonaccrual status):

a. Non-mortgage debt securities; and mortgage pass-through securities

other than those backed by closed-end first lien 1-4 family

residential mortgages with a remaining maturity or next repricing

date of:

(1) Three months or less

| Line | Ticket | Cusip/Sec | Class | Rate(V) | Maturity | Next Reset | Intent | Book Val/Amort Cost | Fair Value | Write Off |
|--------------|-----------|-----------|-------|------------|------------|------------|--------|---------------------|---------------------|------------|
| 378 | 198011705 | 83165ARA4 | 10000 | 5.25000(v) | 09/25/2039 | 01/01/2020 | AFS | 225,718.58 | 211,173.54 | .00 |
| 378 | 198011706 | 83165ARA4 | 10000 | 5.25000(v) | 09/25/2039 | 01/01/2020 | AFS | 221,032.94 | 211,173.54 | .00 |
| 378 | 198011707 | 83165ARA4 | 10000 | 5.25000(v) | 09/25/2039 | 01/01/2020 | AFS | 221,032.94 | 211,173.54 | .00 |
| 378 | 160039058 | 38141EB81 | 32600 | 3.51375(v) | 11/29/2023 | 02/28/2020 | AFS | 903,500.24 | 931,790.70 | .00 |
| TOTAL | | | | | | | | 1,571,284.70 | 1,565,311.32 | .00 |

(2) Over three months through 12 months

| Line | Ticket | Cusip/Sec | Class | Rate(V) | Maturity | Next Reset | Intent | Book Val/Amort Cost | Fair Value | Write Off |
|--------------|-----------|-----------|-------|------------|------------|------------|--------|---------------------|---------------------|------------|
| 380 | 198063340 | 9128285S5 | 1000 | 2.50000 | 12/31/2020 | | AFS | 503,469.04 | 504,219.00 | .00 |
| 380 | 160052182 | 36225EQ47 | 6100 | 4.00000(v) | 01/20/2039 | 04/01/2020 | AFS | 108,831.94 | 109,772.90 | .00 |
| 380 | 160033762 | 3136G1H28 | 11200 | 1.70000 | 09/28/2020 | | AFS | 997,887.39 | 1,000,102.00 | .00 |
| 380 | 160045147 | 003392HY6 | 20000 | 4.30000 | 09/01/2027 | | AFS | 101,587.69 | 102,107.00 | .00 |
| 380 | 160045150 | 563039AJ5 | 22200 | 5.48200 | 12/01/2020 | | AFS | 200,000.00 | 200,416.00 | .00 |
| TOTAL | | | | | | | | 1,911,776.06 | 1,916,616.90 | .00 |

(3) Over one year through three years

| Line | Ticket | Cusip/Sec | Class | Rate(V) | Maturity | Next Reset | Intent | Book Val/Amort Cost | Fair Value | Write Off |
|--------------|-----------|-----------|-------|---------|------------|------------|--------|---------------------|---------------------|------------|
| 381 | 160052190 | 3133EGAH8 | 11800 | 1.55000 | 05/17/2021 | | AFS | 496,732.76 | 498,287.50 | .00 |
| 381 | 160052195 | 022029KT8 | 20000 | 1.75000 | 12/01/2022 | | AFS | 502,941.26 | 505,940.00 | .00 |
| 381 | 160052194 | 045141TQ1 | 20000 | 2.00000 | 06/01/2021 | | AFS | 848,124.72 | 849,660.00 | .00 |
| 381 | 160045151 | 478718D71 | 21800 | 4.50000 | 09/01/2021 | | AFS | 250,000.00 | 254,740.00 | .00 |
| 381 | 160020842 | 675634JS9 | 21800 | 5.62500 | 04/01/2022 | | AFS | 150,000.00 | 150,000.00 | .00 |
| TOTAL | | | | | | | | 2,247,798.74 | 2,258,627.50 | .00 |



SCHEDULE RC-B, SECURITIES

SAMPLE PORTFOLIO
CITY, WI

InTrader (schedtl)
Last: 11/30/2019
As-of: 12/31/2019
1999 199999

Description

(4) Over three years through five years

| Line | Ticket | Cusip/Sec | Class | Rate(V) | Maturity | Next Reset | Intent | Book Val/Amort Cost | Fair Value | Write Off |
|--------------|-----------|-----------|-------|---------|------------|------------|--------|---------------------|-------------------|------------|
| 390 | 160052207 | 869265YJ1 | 20000 | 2.00000 | 03/15/2023 | | AFS | 150,000.00 | 154,480.50 | .00 |
| 390 | 160052197 | 976622JE1 | 20000 | 1.60000 | 03/01/2024 | | AFS | 296,506.19 | 302,400.00 | .00 |
| 390 | 160033772 | 223223CR7 | 20400 | 2.65000 | 07/15/2024 | | AFS | 300,574.76 | 306,072.00 | .00 |
| TOTAL | | | | | | | | 747,080.95 | 762,952.50 | .00 |

(5) Over five years through 15 years

| Line | Ticket | Cusip/Sec | Class | Rate(V) | Maturity | Next Reset | Intent | Book Val/Amort Cost | Fair Value | Write Off |
|--------------|-----------|-----------|-------|---------|------------|------------|--------|---------------------|---------------------|------------|
| 391 | 198063341 | 9128283V0 | 1000 | 2.50000 | 01/31/2025 | | AFS | 504,947.63 | 504,947.63 | .00 |
| 391 | 198063342 | 912828V98 | 1000 | 2.25000 | 02/15/2027 | | AFS | 502,489.46 | 502,489.46 | .00 |
| 391 | 160052181 | 3138LABT5 | 6400 | 3.05000 | 06/01/2025 | | AFS | 1,090,913.67 | 1,073,274.05 | .00 |
| 391 | 160052382 | 83162CTN3 | 10000 | 3.21000 | 09/01/2030 | | AFS | 420,261.41 | 412,540.02 | .00 |
| 391 | 160052191 | 3136G35N1 | 11200 | 2.25000 | 09/21/2028 | | AFS | 471,855.73 | 494,719.50 | .00 |
| 391 | 160052192 | 3134G94U8 | 12700 | 2.00000 | 08/24/2026 | | AFS | 709,671.98 | 739,383.75 | .00 |
| 391 | 160028663 | 2131838N9 | 20000 | 4.62500 | 11/15/2028 | | AFS | 500,000.00 | 500,000.00 | .00 |
| 391 | 160045145 | 866398FG0 | 20000 | 3.25000 | 09/01/2025 | | AFS | 250,000.00 | 257,980.00 | .00 |
| 391 | 160038212 | 822516L57 | 20200 | 3.50000 | 02/15/2028 | | AFS | 354,570.36 | 408,284.30 | .00 |
| 391 | 160055743 | 980694CG6 | 21800 | 4.00000 | 03/01/2026 | | AFS | 114,998.05 | 115,691.15 | .00 |
| 391 | 160045159 | 472904P21 | 22200 | 5.12500 | 11/01/2029 | | AFS | 401,904.74 | 410,084.00 | .00 |
| TOTAL | | | | | | | | 5,321,613.03 | 5,419,393.86 | .00 |

(6) Over 15 years

| Line | Ticket | Cusip/Sec | Class | Rate(V) | Maturity | Next Reset | Intent | Book Val/Amort Cost | Fair Value | Write Off |
|--------------|-----------|-----------|-------|---------|------------|------------|--------|---------------------|---------------------|------------|
| 400 | 160044193 | 049721DT7 | 20400 | 3.75000 | 09/01/2039 | | AFS | 499,657.27 | 520,085.00 | .00 |
| 400 | 160058527 | 646720LA8 | 20400 | 3.00000 | 12/01/2037 | | AFS | 500,852.57 | 510,404.40 | .00 |
| TOTAL | | | | | | | | 1,000,509.84 | 1,030,489.40 | .00 |

b. Mortgage pass-through securities backed by closed-end first lien

1-4 family residential mortgages with a remain maturity or next

repricing date of:

(1) Three months or less



SCHEDULE RC-B, SECURITIES

SAMPLE PORTFOLIO
CITY, WI

InTrader (schedtl)
Last: 11/30/2019
As-of: 12/31/2019
1999 199999

Description

(2) Over three months through 12 months

| Line | Ticket | Cusip/Sec | Class | Rate(V) | Maturity | Next Reset | Intent | Book Val/Amort Cost | Fair Value | Write Off |
|--------------|-----------|-----------|-------|------------|------------|------------|--------|---------------------|------------------|------------|
| 410 | 160031373 | 36179MBC3 | 6000 | 3.87500(v) | 04/20/2042 | 07/01/2020 | AFS | 48,267.95 | 47,222.77 | .00 |
| TOTAL | | | | | | | | 48,267.95 | 47,222.77 | .00 |

(3) Over one year through three years

(4) Over three years through five years

| Line | Ticket | Cusip/Sec | Class | Rate(V) | Maturity | Next Reset | Intent | Book Val/Amort Cost | Fair Value | Write Off |
|--------------|-----------|-----------|-------|---------|------------|------------|--------|---------------------|---------------------|------------|
| 520 | 159002553 | 36241K4V7 | 6000 | 4.00000 | 04/15/2024 | | AFS | 85,596.56 | 89,199.38 | .00 |
| 520 | 198063343 | 31418A6Z6 | 6300 | 2.50000 | 02/01/2024 | | AFS | 1,089,196.13 | 1,089,246.01 | .00 |
| 520 | 160035778 | 31418AXP8 | 6300 | 2.00000 | 09/01/2023 | | AFS | 292,253.92 | 288,891.28 | .00 |
| TOTAL | | | | | | | | 1,467,046.61 | 1,467,336.67 | .00 |

(5) Over five years through 15 years

| Line | Ticket | Cusip/Sec | Class | Rate(V) | Maturity | Next Reset | Intent | Book Val/Amort Cost | Fair Value | Write Off |
|--------------|-----------|-----------|-------|---------|------------|------------|--------|---------------------|---------------------|------------|
| 530 | 160037654 | 3138W9RK8 | 6300 | 2.50000 | 09/01/2028 | | AFS | 162,841.53 | 164,857.63 | .00 |
| 530 | 160043799 | 31418NYE4 | 6300 | 4.00000 | 02/01/2025 | | AFS | 349,346.75 | 350,488.83 | .00 |
| 530 | 198063344 | 31419AYS0 | 6300 | 3.50000 | 01/01/2026 | | AFS | 1,240,998.96 | 1,241,237.78 | .00 |
| 530 | 198063345 | 3128Q0FZ5 | 6600 | 2.50000 | 05/01/2027 | | AFS | 1,059,720.93 | 1,059,740.89 | .00 |
| 530 | 160031234 | 31294MCU3 | 6600 | 4.00000 | 09/01/2025 | | AFS | 111,316.29 | 112,648.41 | .00 |
| TOTAL | | | | | | | | 2,924,224.46 | 2,928,973.54 | .00 |

(6) Over 15 years

c. Other mortgage-backed securities (include CMOs, REMICs, and stripped

MBS) with an expected average life of:

(1) Three years or less

| Line | Ticket | Cusip/Sec | Class | Rate(V) | Maturity | Next Reset | Intent | Book Val/Amort Cost | Fair Value | Write Off |
|------|-----------|-----------|-------|------------|------------|------------|--------|---------------------|--------------|-----------|
| 542 | 209001907 | 38377YWD8 | 6900 | 2.00000 | 08/16/2039 | | AFS | 344,481.58 | 343,567.74 | .00 |
| 542 | 160031374 | 38378ER62 | 6900 | 1.50000 | 04/20/2027 | | AFS | 138,725.95 | 136,155.22 | .00 |
| 542 | 160037186 | 3136A2EW9 | 7200 | 2.04200(v) | 11/25/2026 | | AFS | 110,074.22 | 110,431.35 | .00 |
| 542 | 160046356 | 3136A87J3 | 7300 | 2.58200(v) | 10/25/2022 | | AFS | 152,322.75 | 152,838.14 | .00 |
| 542 | 160031370 | 31394LMW9 | 7500 | 4.50000 | 11/15/2023 | | AFS | 82,600.63 | 82,114.98 | .00 |
| 542 | 160052186 | 3137AME60 | 7600 | 2.87300 | 12/01/2021 | | AFS | 4,704,686.20 | 4,721,727.91 | .00 |
| 542 | 164021598 | 3137BYMP2 | 7600 | 2.19700 | 11/25/2023 | | AFS | 628,769.97 | 637,158.55 | .00 |



SCHEDULE RC-B, SECURITIES

SAMPLE PORTFOLIO
CITY, WI

InTrader (schedtl)
Last: 11/30/2019
As-of: 12/31/2019
1999 199999

| Description | | | | | | | | | | |
|--------------|--------|-----------|-------|---------|----------|------------|--------|---------------------|---------------------|------------|
| Line | Ticket | Cusip/Sec | Class | Rate(V) | Maturity | Next Reset | Intent | Book Val/Amort Cost | Fair Value | Write Off |
| TOTAL | | | | | | | | 6,161,661.30 | 6,183,993.89 | .00 |

(2) Over three years

| Line | Ticket | Cusip/Sec | Class | Rate(V) | Maturity | Next Reset | Intent | Book Val/Amort Cost | Fair Value | Write Off |
|--------------|-----------|-----------|-------|------------|------------|------------|--------|---------------------|---------------------|------------|
| 543 | 160029753 | 38373VY46 | 6900 | 2.21975(v) | 11/16/2032 | | AFS | 18,351.98 | 18,346.53 | .00 |
| 543 | 198051872 | 38373VY46 | 6900 | 2.21975(v) | 11/16/2032 | | AFS | 18,334.14 | 18,346.53 | .00 |
| 543 | 198061575 | 38381XVN3 | 6900 | 3.00000 | 08/01/2049 | | AFS | 997,748.85 | 999,292.22 | .00 |
| 543 | 198061576 | 38381XVN3 | 6900 | 3.00000 | 08/01/2049 | | AFS | 1,496,623.28 | 1,498,938.33 | .00 |
| 543 | 159000664 | 31394CGV8 | 7200 | 2.19200(v) | 03/25/2035 | | AFS | 87,253.21 | 87,156.78 | .00 |
| 543 | 160046357 | 3136ARQ76 | 7300 | 2.56600(v) | 04/25/2023 | | AFS | 274,007.03 | 274,194.58 | .00 |
| 543 | 159004261 | 3136ATX33 | 7300 | 2.40560(v) | 08/25/2028 | | AFS | 945,495.25 | 950,409.75 | .00 |
| TOTAL | | | | | | | | 3,837,813.74 | 3,846,684.72 | .00 |

d. Debt securities with a REMAINING MATURITY of one year or less

(included in Memorandum items 2.a through 2.c above)

| Line | Ticket | Cusip/Sec | Class | Rate(V) | Maturity | Next Reset | Intent | Book Val/Amort Cost | Fair Value | Write Off |
|--------------|-----------|-----------|-------|---------|------------|------------|--------|---------------------|---------------------|------------|
| 551 | 198063340 | 9128285S5 | 1000 | 2.50000 | 12/31/2020 | | AFS | 503,469.04 | 504,219.00 | .00 |
| 551 | 160033762 | 3136G1H28 | 11200 | 1.70000 | 09/28/2020 | | AFS | 997,887.39 | 1,000,102.00 | .00 |
| 551 | 160045147 | 003392HY6 | 20000 | 4.30000 | 09/01/2027 | | AFS | 101,587.69 | 102,107.00 | .00 |
| 551 | 160045150 | 563039AJ5 | 22200 | 5.48200 | 12/01/2020 | | AFS | 200,000.00 | 200,416.00 | .00 |
| TOTAL | | | | | | | | 1,802,944.12 | 1,806,844.00 | .00 |

3. Amortized cost of HTM securities sold or transferred to AFS or trading during the calendar year-to-date

4. Structured notes (included in HTM and AFS in Schedule RC-B, items 2, 3, 5 and 6)

5. Asset-backed securities (ABS) HTM (for each column, sum of Memorandum items 5.a through 5.f must equal Schedule RC-B, item 5.a):

- a. Credit card receivables
- b. Home equity lines
- c. Automobile loans
- d. Other consumer loans
- e. Commercial and industrial loans




SCHEDULE RC-B, SECURITIES

SAMPLE PORTFOLIO
CITY, WI

InTrader (schedtl)
Last: 11/30/2019
As-of: 12/31/2019
1999 199999

| Description |
|--|
| f. Other |
| 5. Asset-backed securities (ABS) AFS (for each column, sum of Memorandum items 5.a through 5.f equal Schedule RC-B, item 5.a): |
| a. Credit card receivables |
| b. Home equity lines |
| c. Automobile loans |
| d. Other consumer loans |
| e. Commercial and industrial loans |
| f. Other |
| 6. Structured financial products by underlying collateral or reference assets HTM (Columns A & B) (for each column, sum of Memorandum items 6.a through 6.g must equal Schedule RC-B, items 5.b.): |
| a. Trust preferred securities issued by financial institutions |
| b. Trust preferred securities issued by real estate investment trusts ... |
| c. Corporate and similar loans |
| d. 1-4 family residential MBS issued or guaranteed by U.S. government-sponsored enterprises (GSEs) |
| e. 1-4 family residential MBS not issued or guaranteed by GSEs |
| f. Diversified (mixed) pools of structured financial products |
| g. Other collateral or reference assets |
| 6. Structured financial products by underlying collateral or reference assets AFS (Columns C & D) (for each column, sum of Memorandum items 6.a through 6.g must equal Schedule RC-B, items 5.b.): |
| a. Trust preferred securities issued by financial institutions |
| b. Trust preferred securities issued by real estate investment trusts ... |
| c. Corporate and similar loans |
| d. 1-4 family residential MBS issued or guaranteed by U.S. government-sponsored enterprises (GSEs) |
| e. 1-4 family residential MBS not issued or guaranteed by GSEs |
| f. Diversified (mixed) pools of structured financial products |
| g. Other collateral or reference assets |



SCHEDULE RC-A, BALANCES DUE FROM DEP INSTITUTIONS

SAMPLE PORTFOLIO
CITY, WI

InTrader (scheddtl)
Last: 11/30/2019
As-of: 12/31/2019
1999 199999

Description

2. Balances due from depository institutions in the U.S:

| Line | Ticket | Cusip/Sec | Class | Rate(V) | Maturity | Next Reset | Intent | Book Val/Amort Cost | Fair Value | Write Off |
|--------------|-----------|-----------|-------|------------|------------|------------|--------|---------------------|---------------------|------------|
| 10 | 160059711 | 48128LCK3 | 39900 | 3.00000(v) | 10/16/2027 | | HTM | 248,000.00 | 249,003.16 | .00 |
| 10 | 160054570 | 02589AAT9 | 40300 | 3.30000 | 07/10/2023 | | AFS | 245,000.00 | 257,272.30 | .00 |
| 10 | 160038205 | 061785CM1 | 40300 | 2.20000 | 09/30/2020 | | HTM | 250,000.00 | 251,022.75 | .00 |
| 10 | 164023832 | 254673SJ6 | 40300 | 3.35000 | 08/01/2023 | | HTM | 243,656.05 | 257,892.15 | .00 |
| 10 | 198030054 | 38148PBG1 | 40300 | 1.90000 | 02/24/2022 | | AFS | 100,000.00 | 100,885.10 | .00 |
| 10 | 198048644 | 38148PGM3 | 40300 | 1.90000 | 08/03/2023 | | AFS | 249,000.00 | 248,716.64 | .00 |
| 10 | 160045002 | 58733ACY3 | 40300 | 1.65000 | 06/24/2021 | | HTM | 245,000.00 | 244,674.64 | .00 |
| 10 | 198030555 | 87165ELR6 | 40300 | 2.50000 | 02/20/2024 | | AFS | 245,000.00 | 251,277.88 | .00 |
| 10 | 198048643 | 9497486H5 | 40300 | 1.60000 | 06/30/2021 | | AFS | 249,000.00 | 248,663.35 | .00 |
| 10 | 159004238 | 949763AM8 | 40300 | 1.60000 | 08/31/2021 | | AFS | 245,000.00 | 244,598.45 | .00 |
| TOTAL | | | | | | | | 2,319,656.05 | 2,354,006.42 | .00 |

3. Balances due from banks in foreign countries and foreign central banks:

SCHEDULE RC-C, LOANS & LEASE FINANCING RECEIVABLES

SAMPLE PORTFOLIO
CITY, WI

InTrader (scheddtl)
Last: 11/30/2019
As-of: 12/31/2019
1999 199999


Description

- 1. Loans secured by real estate:
 - c. Secured by 1-4 family residential properties:
 - 2. Closed-end loans secured by 1-4 family residential properties:
 - (b) Secured by junior liens
 - e. Secured by nonfarm nonresidential properties:
 - 1. Loans secured by owner-occupied nonfarm nonresidential properties
 - 2. Loans secured by other nonfarm nonresidential properties.....
- 2. Loans to depository institutions and acceptances of other banks
 - a. To commerical banks in the U.S.:
- 8. Obligations (other than securities and leases) of states and political subdivisions in the U.S.
- 10. Lease financing receivables (net of unearned income)
 - b. All other leases

| Line | Ticket | Cusip/Sec | Class | Rate(V) | Maturity | Next Reset | Intent | Book Val/Amort Cost | Fair Value | Write Off |
|--------------|-----------|-----------|-------|---------|------------|------------|--------|---------------------|-------------------|------------|
| 41 | 160045149 | 069467GR3 | 21700 | 3.00000 | 02/01/2028 | | HTM | 256,091.03 | 254,875.00 | .00 |
| 41 | 160045148 | 256317DW5 | 21700 | 2.40000 | 04/15/2025 | | AFS | 126,318.44 | 126,053.75 | .00 |
| TOTAL | | | | | | | | 382,409.47 | 380,928.75 | .00 |

MEMORANDA

- 1. Loans restructured in troubled debt restructurings that are in compliance with their modified terms (included in Schedule RC-C, part 1, and not reported as past due or non-accrual in Schedule RC-N, Memorandum item 1)
 - a. Construction, land development, and other land loans:
 - (1) 1-4 family residential construction loans.....
 - b. Loans secured by 1-4 family residential properties.....
 - c. Secured by multifamily (5 or more) residential properties.....
 - d. Secured by nonfarm nonresidential properties.....
 - e. Commercial and industrial loans:.....
 - f. All other loans (include loans to individuals for household, family, and other personal expenditures).....
- 2. Maturity and repricing data for loans and leases (excluding those in non-accrual status):



SCHEDULE RC-C, LOANS & LEASE FINANCING RECEIVABLES
SAMPLE PORTFOLIO
CITY, WI

InTrader (scheddtl)
Last: 11/30/2019
As-of: 12/31/2019
1999 199999

Description

- a. Closed end loans secured by first liens on 1-4 family residential properties (reported in Schedule RC-C, part 1, item 1.c(2)(a), column B) with remaining maturity or next repricing date of:
 - (1) Three months or less.....
 - (2) Over three months through 12 months.....
 - (3) Over one year through three years.....
 - (4) Over three years through five years.....
 - (5) Over five years through 15 years.....
 - (6) Over 15 years.....

- b. All loans and leases (reported in Schedule RC-C, part 1, items 1-10, column B, above) EXCLUDING closed-end loans secured by first liens on 1-4 residential properties with remaining maturity of next pricing date of:
 - (1) Three months or less.....
 - (2) Over three month through 12 months.....
 - (3) Over one year through three years.....
 - (4) Over three years through five years.....
 - (5) Over five years through 15 years.....

| Line | Ticket | Cusip/Sec | Class | Rate(V) | Maturity | Next Reset | Intent | Book Val/Amort Cost | Fair Value | Write Off |
|--------------|-----------|-----------|-------|---------|------------|------------|--------|---------------------|-------------------|------------|
| 98 | 160045149 | 069467GR3 | 21700 | 3.00000 | 02/01/2028 | | HTM | 256,091.03 | 254,875.00 | .00 |
| 98 | 160045148 | 256317DW5 | 21700 | 2.40000 | 04/15/2025 | | AFS | 126,318.44 | 126,053.75 | .00 |
| TOTAL | | | | | | | | 382,409.47 | 380,928.75 | .00 |

- (6) Over 15 years.....
- c. Loans and leases (reported in Schedule RC-C, part 1, items 1-10, column B) with REMAINING MATURITY of one year or less (excluding those in nonaccrual status.....



SCHEDULE RC-F, OTHER ASSETS

SAMPLE PORTFOLIO
CITY, WI

InTrader (scheddtl)
Last: 11/30/2019
As-of: 12/31/2019
1999 199999

| Description |
|--|
| 4. Equity investments without readily determinable fair values |
| B. HELD-TO-MATURITY |



SCHEDULE RC-K, QUARTERLY AVERAGES

SAMPLE PORTFOLIO
CITY, WI

InTrader (scheddtl)
Last: 11/30/2019
As-of: 12/31/2019
1999 199999

Description

1. Interest-bearing balances due from depository institutions

| Line | Ticket | Cusip/Sec | Class | Rate(V) | Maturity | Next Reset | Intent | |
|--------------|-----------|-----------|-------|------------|------------|------------|--------|---------------------|
| 10 | 160059711 | 48128LCK3 | 39900 | 3.00000(v) | 10/16/2027 | | HTM | 207,565.22 |
| 10 | 160052173 | 02006L6Q1 | 40300 | 1.75000 | 11/18/2019 | | HTM | 130,434.78 |
| 10 | 160054570 | 02589AAT9 | 40300 | 3.30000 | 07/10/2023 | | AFS | 245,000.00 |
| 10 | 160038205 | 061785CM1 | 40300 | 2.20000 | 09/30/2020 | | HTM | 250,000.00 |
| 10 | 164023832 | 254673SJ6 | 40300 | 3.35000 | 08/01/2023 | | HTM | 243,614.68 |
| 10 | 198048641 | 36163FNH2 | 40300 | 2.00000 | 12/05/2019 | | AFS | 175,923.91 |
| 10 | 198030054 | 38148PBG1 | 40300 | 1.90000 | 02/24/2022 | | AFS | 100,000.00 |
| 10 | 198048644 | 38148PGM3 | 40300 | 1.90000 | 08/03/2023 | | AFS | 249,000.00 |
| 10 | 160045002 | 58733ACY3 | 40300 | 1.65000 | 06/24/2021 | | HTM | 245,000.00 |
| 10 | 198030555 | 87165ELR6 | 40300 | 2.50000 | 02/20/2024 | | AFS | 245,000.00 |
| 10 | 198048643 | 9497486H5 | 40300 | 1.60000 | 06/30/2021 | | AFS | 249,000.00 |
| 10 | 159004238 | 949763AM8 | 40300 | 1.60000 | 08/31/2021 | | AFS | 245,000.00 |
| TOTAL | | | | | | | | 2,585,538.59 |

2. U.S. Treasury securities and U.S. Government agency obligations

(excluding mortgage-backed securities)

| Line | Ticket | Cusip/Sec | Class | Rate(V) | Maturity | Next Reset | Intent | |
|--------------|-----------|-----------|-------|------------|------------|------------|--------|---------------------|
| 21 | 198063341 | 9128283V0 | 1000 | 2.50000 | 01/31/2025 | | AFS | 115,265.48 |
| 21 | 198063340 | 9128285S5 | 1000 | 2.50000 | 12/31/2020 | | AFS | 164,220.50 |
| 21 | 210004537 | 912828U32 | 1000 | 1.00000 | 11/15/2019 | | AFS | 122,169.34 |
| 21 | 198063342 | 912828V98 | 1000 | 2.25000 | 02/15/2027 | | AFS | 65,542.79 |
| 21 | 160052382 | 83162CTN3 | 10000 | 3.21000 | 09/01/2030 | | AFS | 420,440.37 |
| 21 | 198011705 | 83165ARA4 | 10000 | 5.25000(v) | 09/25/2039 | 01/01/2020 | AFS | 232,894.18 |
| 21 | 198011706 | 83165ARA4 | 10000 | 5.25000(v) | 09/25/2039 | 01/01/2020 | AFS | 228,220.70 |
| 21 | 198011707 | 83165ARA4 | 10000 | 5.25000(v) | 09/25/2039 | 01/01/2020 | AFS | 228,220.70 |
| 21 | 160033762 | 3136G1H28 | 11200 | 1.70000 | 09/28/2020 | | AFS | 997,537.11 |
| 21 | 160052191 | 3136G35N1 | 11200 | 2.25000 | 09/21/2028 | | AFS | 471,505.78 |
| 21 | 160052190 | 3133EGAH8 | 11800 | 1.55000 | 05/17/2021 | | AFS | 496,444.13 |
| 21 | 160052192 | 3134G94U8 | 12700 | 2.00000 | 08/24/2026 | | AFS | 708,990.46 |
| 21 | 160052187 | 3130A6KG1 | 13900 | 4.00000(v) | 10/29/2020 | | AFS | 212,422.36 |
| TOTAL | | | | | | | | 4,463,873.90 |



SCHEDULE RC-K, QUARTERLY AVERAGES

SAMPLE PORTFOLIO
CITY, WI

InTrader (scheddtl)
Last: 11/30/2019
As-of: 12/31/2019
1999 199999

Description

3. Mortgage-backed securities

| Line | Ticket | Cusip/Sec | Class | Rate(V) | Maturity | Next Reset | Intent | |
|--------------|-----------|-----------|-------|------------|------------|------------|--------|----------------------|
| 40 | 160031373 | 36179MBC3 | 6000 | 3.87500(v) | 04/20/2042 | 07/01/2020 | AFS | 49,366.46 |
| 40 | 159002553 | 36241K4V7 | 6000 | 4.00000 | 04/15/2024 | | AFS | 89,097.27 |
| 40 | 160052182 | 36225EQ47 | 6100 | 4.00000(v) | 01/20/2039 | 04/01/2020 | AFS | 109,197.83 |
| 40 | 160034395 | 3138EKZN8 | 6300 | 4.51400(v) | 04/01/2038 | 01/01/2020 | HTM | 173,770.26 |
| 40 | 160037654 | 3138W9RK8 | 6300 | 2.50000 | 09/01/2028 | | AFS | 166,053.59 |
| 40 | 198063343 | 31418A6Z6 | 6300 | 2.50000 | 02/01/2024 | | AFS | 106,553.96 |
| 40 | 160035778 | 31418AXP8 | 6300 | 2.00000 | 09/01/2023 | | AFS | 304,009.30 |
| 40 | 160043799 | 31418NYE4 | 6300 | 4.00000 | 02/01/2025 | | AFS | 359,279.41 |
| 40 | 198063344 | 31419AYS0 | 6300 | 3.50000 | 01/01/2026 | | AFS | 188,865.84 |
| 40 | 160052180 | 3138L3FS9 | 6400 | 2.50000 | 06/01/2021 | | AFS | 601,879.91 |
| 40 | 160052181 | 3138LABT5 | 6400 | 3.05000 | 06/01/2025 | | AFS | 1,093,779.11 |
| 40 | 198063345 | 3128Q0FZ5 | 6600 | 2.50000 | 05/01/2027 | | AFS | 57,593.96 |
| 40 | 160031234 | 31294MCU3 | 6600 | 4.00000 | 09/01/2025 | | AFS | 113,328.14 |
| 40 | 160029753 | 38373VY46 | 6900 | 2.21975(v) | 11/16/2032 | | AFS | 18,932.43 |
| 40 | 198051872 | 38373VY46 | 6900 | 2.21975(v) | 11/16/2032 | | AFS | 18,913.84 |
| 40 | 209001907 | 38377YWD8 | 6900 | 2.00000 | 08/16/2039 | | AFS | 362,329.22 |
| 40 | 160031374 | 38378ER62 | 6900 | 1.50000 | 04/20/2027 | | AFS | 146,372.00 |
| 40 | 198061575 | 38381XVN3 | 6900 | 3.00000 | 08/01/2049 | | AFS | 674,161.54 |
| 40 | 198061576 | 38381XVN3 | 6900 | 3.00000 | 08/01/2049 | | AFS | 1,011,242.31 |
| 40 | 160037186 | 3136A2EW9 | 7200 | 2.04200(v) | 11/25/2026 | | AFS | 114,989.80 |
| 40 | 159000664 | 31394CGV8 | 7200 | 2.19200(v) | 03/25/2035 | | AFS | 88,515.17 |
| 40 | 160046356 | 3136A87J3 | 7300 | 2.58200(v) | 10/25/2022 | | AFS | 181,551.96 |
| 40 | 160046357 | 3136ARQ76 | 7300 | 2.56600(v) | 04/25/2023 | | AFS | 285,758.63 |
| 40 | 159004261 | 3136ATX33 | 7300 | 2.40560(v) | 08/25/2028 | | AFS | 948,920.05 |
| 40 | 160031370 | 31394LMW9 | 7500 | 4.50000 | 11/15/2023 | | AFS | 86,023.52 |
| 40 | 160052186 | 3137AME60 | 7600 | 2.87300 | 12/01/2021 | | AFS | 4,760,146.10 |
| 40 | 164021598 | 3137BYMP2 | 7600 | 2.19700 | 11/25/2023 | | AFS | 696,997.13 |
| TOTAL | | | | | | | | 12,807,628.74 |

4. All other debt securities and equity securities with readily determinable



SCHEDULE RC-K, QUARTERLY AVERAGES

SAMPLE PORTFOLIO
CITY, WI

InTrader (schedtl)
Last: 11/30/2019
As-of: 12/31/2019
1999 199999

Description

fair values not held for trading purposes.....

| Line | Ticket | Cusip/Sec | Class | Rate(V) | Maturity | Next Reset | Intent | |
|--------------|-----------|-----------|-------|------------|------------|------------|--------|---------------------|
| 61 | 160045147 | 003392HY6 | 20000 | 4.30000 | 09/01/2027 | | AFS | 101,880.89 |
| 61 | 160052195 | 022029KT8 | 20000 | 1.75000 | 12/01/2022 | | AFS | 503,064.34 |
| 61 | 160052194 | 045141TQ1 | 20000 | 2.00000 | 06/01/2021 | | AFS | 848,834.19 |
| 61 | 160028663 | 2131838N9 | 20000 | 4.62500 | 11/15/2028 | | AFS | 500,000.00 |
| 61 | 160045157 | 357294BN6 | 20000 | 1.20000 | 12/30/2019 | | AFS | 60,894.92 |
| 61 | 160052196 | 590230RM2 | 20000 | 1.35000 | 10/01/2023 | | HTM | 200,000.00 |
| 61 | 160052193 | 625056AD8 | 20000 | 1.15000 | 02/01/2020 | | HTM | 300,000.00 |
| 61 | 160045145 | 866398FG0 | 20000 | 3.25000 | 09/01/2025 | | AFS | 250,000.00 |
| 61 | 160052207 | 869265YJ1 | 20000 | 2.00000 | 03/15/2023 | | AFS | 150,000.00 |
| 61 | 160045146 | 949544MQ0 | 20000 | 3.20000 | 09/01/2025 | | HTM | 154,869.61 |
| 61 | 160052197 | 976622JE1 | 20000 | 1.60000 | 03/01/2024 | | AFS | 296,406.33 |
| 61 | 160038212 | 822516L57 | 20200 | 3.50000 | 02/15/2028 | | AFS | 354,069.09 |
| 61 | 160044193 | 049721DT7 | 20400 | 3.75000 | 09/01/2039 | | AFS | 499,655.81 |
| 61 | 160052198 | 12946RBB7 | 20400 | 2.00000 | 05/01/2024 | | HTM | 109,938.73 |
| 61 | 160033772 | 223223CR7 | 20400 | 2.65000 | 07/15/2024 | | AFS | 300,608.77 |
| 61 | 160058527 | 646720LA8 | 20400 | 3.00000 | 12/01/2037 | | AFS | 500,934.87 |
| 61 | 160045152 | 94243TAZ9 | 20400 | 4.00000 | 05/01/2033 | | HTM | 100,000.00 |
| 61 | 160045154 | 121709UL1 | 21800 | 1.95000 | 06/01/2020 | | HTM | 100,000.00 |
| 61 | 160045155 | 121709UM9 | 21800 | 2.15000 | 06/01/2021 | | HTM | 200,000.00 |
| 61 | 160045151 | 478718D71 | 21800 | 4.50000 | 09/01/2021 | | AFS | 250,000.00 |
| 61 | 160020842 | 675634JS9 | 21800 | 5.62500 | 04/01/2022 | | AFS | 150,000.00 |
| 61 | 160055743 | 980694CG6 | 21800 | 4.00000 | 03/01/2026 | | AFS | 114,998.02 |
| 61 | 160045159 | 472904P21 | 22200 | 5.12500 | 11/01/2029 | | AFS | 402,182.02 |
| 61 | 160045150 | 563039AJ5 | 22200 | 5.48200 | 12/01/2020 | | AFS | 200,201.99 |
| 61 | 160039058 | 38141EB81 | 32600 | 3.51375(v) | 11/29/2023 | 02/28/2020 | AFS | 903,611.77 |
| TOTAL | | | | | | | | 7,552,151.35 |

6.a Total loans (in domestic offices).....

8. Lease financing receivables (net of unearned income).....

| Line | Ticket | Cusip/Sec | Class | Rate(V) | Maturity | Next Reset | Intent | |
|------|-----------|-----------|-------|---------|------------|------------|--------|------------|
| 80 | 160045149 | 069467GR3 | 21700 | 3.00000 | 02/01/2028 | | HTM | 256,446.54 |
| 80 | 160045148 | 256317DW5 | 21700 | 2.40000 | 04/15/2025 | | AFS | 126,443.93 |




SCHEDULE RC-K, QUARTERLY AVERAGES

SAMPLE PORTFOLIO
CITY, WI

InTrader (schedtl)
Last: 11/30/2019
As-of: 12/31/2019
1999 199999

| Description | | | | | | | |
|-------------|--------|-----------|-------|---------|----------|------------|------------|
| Line | Ticket | Cusip/Sec | Class | Rate(V) | Maturity | Next Reset | Intent |
| | | | | | | TOTAL | 382,890.47 |

9. Total assets (Lines 1 through 8)



SCHEDULE RC-Q, ASSETS MEASURED AT FAIR VALUE

SAMPLE PORTFOLIO
CITY, WI

InTrader (schedtl)
Last: 11/30/2019
As-of: 12/31/2019
1999 199999

Description

1.Available-for-sale debt securities and equity securities with readily

determinable fair values not held for trading purposes

C. Level 1 Fair Value Measurements

D. Level 2 Fair Value Measurements

| Line | Ticket | Cusip/Sec | Class | Rate(V) | Maturity | Next Reset | Intent | Book Val/Amort Cost | Fair Value | Write Off |
|------|-----------|-----------|-------|------------|------------|------------|--------|---------------------|--------------|-----------|
| 13 | 198063340 | 9128285S5 | 1000 | 2.50000 | 12/31/2020 | | AFS | 503,469.04 | 504,219.00 | .00 |
| 13 | 160031373 | 36179MBC3 | 6000 | 3.87500(v) | 04/20/2042 | 07/01/2020 | AFS | 48,267.95 | 47,222.77 | .00 |
| 13 | 159002553 | 36241K4V7 | 6000 | 4.00000 | 04/15/2024 | | AFS | 85,596.56 | 89,199.38 | .00 |
| 13 | 160052182 | 36225EQ47 | 6100 | 4.00000(v) | 01/20/2039 | 04/01/2020 | AFS | 108,831.94 | 109,772.90 | .00 |
| 13 | 160037654 | 3138W9RK8 | 6300 | 2.50000 | 09/01/2028 | | AFS | 162,841.53 | 164,857.63 | .00 |
| 13 | 198063343 | 31418A6Z6 | 6300 | 2.50000 | 02/01/2024 | | AFS | 1,089,196.13 | 1,089,246.01 | .00 |
| 13 | 160035778 | 31418AXP8 | 6300 | 2.00000 | 09/01/2023 | | AFS | 292,253.92 | 288,891.28 | .00 |
| 13 | 160043799 | 31418NYE4 | 6300 | 4.00000 | 02/01/2025 | | AFS | 349,346.75 | 350,488.83 | .00 |
| 13 | 198063344 | 31419AYS0 | 6300 | 3.50000 | 01/01/2026 | | AFS | 1,240,998.96 | 1,241,237.78 | .00 |
| 13 | 160052181 | 3138LABT5 | 6400 | 3.05000 | 06/01/2025 | | AFS | 1,090,913.67 | 1,073,274.05 | .00 |
| 13 | 198063345 | 3128Q0FZ5 | 6600 | 2.50000 | 05/01/2027 | | AFS | 1,059,720.93 | 1,059,740.89 | .00 |
| 13 | 160031234 | 31294MCU3 | 6600 | 4.00000 | 09/01/2025 | | AFS | 111,316.29 | 112,648.41 | .00 |
| 13 | 160029753 | 38373VY46 | 6900 | 2.21975(v) | 11/16/2032 | | AFS | 18,351.98 | 18,346.53 | .00 |
| 13 | 198051872 | 38373VY46 | 6900 | 2.21975(v) | 11/16/2032 | | AFS | 18,334.14 | 18,346.53 | .00 |
| 13 | 209001907 | 38377YWD8 | 6900 | 2.00000 | 08/16/2039 | | AFS | 344,481.58 | 343,567.74 | .00 |
| 13 | 160031374 | 38378ER62 | 6900 | 1.50000 | 04/20/2027 | | AFS | 138,725.95 | 136,155.22 | .00 |
| 13 | 198061575 | 38381XVN3 | 6900 | 3.00000 | 08/01/2049 | | AFS | 997,748.85 | 999,292.22 | .00 |
| 13 | 198061576 | 38381XVN3 | 6900 | 3.00000 | 08/01/2049 | | AFS | 1,496,623.28 | 1,498,938.33 | .00 |
| 13 | 160037186 | 3136A2EW9 | 7200 | 2.04200(v) | 11/25/2026 | | AFS | 110,074.22 | 110,431.35 | .00 |
| 13 | 159000664 | 31394CGV8 | 7200 | 2.19200(v) | 03/25/2035 | | AFS | 87,253.21 | 87,156.78 | .00 |
| 13 | 160046356 | 3136A87J3 | 7300 | 2.58200(v) | 10/25/2022 | | AFS | 152,322.75 | 152,838.14 | .00 |
| 13 | 160046357 | 3136ARQ76 | 7300 | 2.56600(v) | 04/25/2023 | | AFS | 274,007.03 | 274,194.58 | .00 |
| 13 | 159004261 | 3136ATX33 | 7300 | 2.40560(v) | 08/25/2028 | | AFS | 945,495.25 | 950,409.75 | .00 |
| 13 | 160031370 | 31394LMW9 | 7500 | 4.50000 | 11/15/2023 | | AFS | 82,600.63 | 82,114.98 | .00 |
| 13 | 160052186 | 3137AME60 | 7600 | 2.87300 | 12/01/2021 | | AFS | 4,704,686.20 | 4,721,727.91 | .00 |
| 13 | 164021598 | 3137BYMP2 | 7600 | 2.19700 | 11/25/2023 | | AFS | 628,769.97 | 637,158.55 | .00 |
| 13 | 160052382 | 83162CTN3 | 10000 | 3.21000 | 09/01/2030 | | AFS | 420,261.41 | 412,540.02 | .00 |
| 13 | 198011705 | 83165ARA4 | 10000 | 5.25000(v) | 09/25/2039 | 01/01/2020 | AFS | 225,718.58 | 211,173.54 | .00 |



SCHEDULE RC-Q, ASSETS MEASURED AT FAIR VALUE

SAMPLE PORTFOLIO
CITY, WI

InTrader (scheddtl)
Last: 11/30/2019
As-of: 12/31/2019
1999 199999

| Description | | | | | | | | | | |
|--------------|-----------|-----------|-------|------------|------------|------------|--------|----------------------|----------------------|------------|
| Line | Ticket | Cusip/Sec | Class | Rate(V) | Maturity | Next Reset | Intent | Book Val/Amort Cost | Fair Value | Write Off |
| 13 | 198011706 | 83165ARA4 | 10000 | 5.25000(v) | 09/25/2039 | 01/01/2020 | AFS | 221,032.94 | 211,173.54 | .00 |
| 13 | 198011707 | 83165ARA4 | 10000 | 5.25000(v) | 09/25/2039 | 01/01/2020 | AFS | 221,032.94 | 211,173.54 | .00 |
| 13 | 160033762 | 3136G1H28 | 11200 | 1.70000 | 09/28/2020 | | AFS | 997,887.39 | 1,000,102.00 | .00 |
| 13 | 160052191 | 3136G35N1 | 11200 | 2.25000 | 09/21/2028 | | AFS | 471,855.73 | 494,719.50 | .00 |
| 13 | 160052190 | 3133EGAH8 | 11800 | 1.55000 | 05/17/2021 | | AFS | 496,732.76 | 498,287.50 | .00 |
| 13 | 160052192 | 3134G94U8 | 12700 | 2.00000 | 08/24/2026 | | AFS | 709,671.98 | 739,383.75 | .00 |
| 13 | 160045147 | 003392HY6 | 20000 | 4.30000 | 09/01/2027 | | AFS | 101,587.69 | 102,107.00 | .00 |
| 13 | 160052195 | 022029KT8 | 20000 | 1.75000 | 12/01/2022 | | AFS | 502,941.26 | 505,940.00 | .00 |
| 13 | 160052194 | 045141TQ1 | 20000 | 2.00000 | 06/01/2021 | | AFS | 848,124.72 | 849,660.00 | .00 |
| 13 | 160028663 | 2131838N9 | 20000 | 4.62500 | 11/15/2028 | | AFS | 500,000.00 | 500,000.00 | .00 |
| 13 | 160045145 | 866398FG0 | 20000 | 3.25000 | 09/01/2025 | | AFS | 250,000.00 | 257,980.00 | .00 |
| 13 | 160052207 | 869265YJ1 | 20000 | 2.00000 | 03/15/2023 | | AFS | 150,000.00 | 154,480.50 | .00 |
| 13 | 160052197 | 976622JE1 | 20000 | 1.60000 | 03/01/2024 | | AFS | 296,506.19 | 302,400.00 | .00 |
| 13 | 160038212 | 822516L57 | 20200 | 3.50000 | 02/15/2028 | | AFS | 354,570.36 | 408,284.30 | .00 |
| 13 | 160044193 | 049721DT7 | 20400 | 3.75000 | 09/01/2039 | | AFS | 499,657.27 | 520,085.00 | .00 |
| 13 | 160033772 | 223223CR7 | 20400 | 2.65000 | 07/15/2024 | | AFS | 300,574.76 | 306,072.00 | .00 |
| 13 | 160058527 | 646720LA8 | 20400 | 3.00000 | 12/01/2037 | | AFS | 500,852.57 | 510,404.40 | .00 |
| 13 | 160045151 | 478718D71 | 21800 | 4.50000 | 09/01/2021 | | AFS | 250,000.00 | 254,740.00 | .00 |
| 13 | 160020842 | 675634JS9 | 21800 | 5.62500 | 04/01/2022 | | AFS | 150,000.00 | 150,000.00 | .00 |
| 13 | 160055743 | 980694CG6 | 21800 | 4.00000 | 03/01/2026 | | AFS | 114,998.05 | 115,691.15 | .00 |
| 13 | 160045159 | 472904P21 | 22200 | 5.12500 | 11/01/2029 | | AFS | 401,904.74 | 410,084.00 | .00 |
| 13 | 160045150 | 563039AJ5 | 22200 | 5.48200 | 12/01/2020 | | AFS | 200,000.00 | 200,416.00 | .00 |
| 13 | 160039058 | 38141EB81 | 32600 | 3.51375(v) | 11/29/2023 | 02/28/2020 | AFS | 903,500.24 | 931,790.70 | .00 |
| 13 | 160054570 | 02589AAT9 | 40300 | 3.30000 | 07/10/2023 | | AFS | 245,000.00 | 257,272.30 | .00 |
| 13 | 198030054 | 38148PBG1 | 40300 | 1.90000 | 02/24/2022 | | AFS | 100,000.00 | 100,885.10 | .00 |
| 13 | 198048644 | 38148PGM3 | 40300 | 1.90000 | 08/03/2023 | | AFS | 249,000.00 | 248,716.64 | .00 |
| 13 | 198030555 | 87165ELR6 | 40300 | 2.50000 | 02/20/2024 | | AFS | 245,000.00 | 251,277.88 | .00 |
| 13 | 198048643 | 9497486H5 | 40300 | 1.60000 | 06/30/2021 | | AFS | 249,000.00 | 248,663.35 | .00 |
| 13 | 159004238 | 949763AM8 | 40300 | 1.60000 | 08/31/2021 | | AFS | 245,000.00 | 244,598.45 | .00 |
| TOTAL | | | | | | | | 27,564,640.29 | 27,771,579.70 | .00 |

SCHEDULE RC-Q, ASSETS MEASURED AT FAIR VALUE

SAMPLE PORTFOLIO
CITY, WI

InTrader (schedtl)
Last: 11/30/2019
As-of: 12/31/2019
1999 199999

Description

E. Level 3 Fair Value Measurements

| Line | Ticket | Cusip/Sec | Class | Rate(V) | Maturity | Next Reset | Intent | Book Val/Amort Cost | Fair Value | Write Off |
|--------------|-----------|-----------|-------|---------|------------|------------|--------|---------------------|---------------------|------------|
| 15 | 198063341 | 9128283V0 | 1000 | 2.50000 | 01/31/2025 | | AFS | 504,947.63 | 504,947.63 | .00 |
| 15 | 198063342 | 912828V98 | 1000 | 2.25000 | 02/15/2027 | | AFS | 502,489.46 | 502,489.46 | .00 |
| TOTAL | | | | | | | | 1,007,437.09 | 1,007,437.09 | .00 |

7. Total assets measured at fair value (Total fair value on RC-B line 8)



SCHEDULE HC-B, SECURITIES

SAMPLE PORTFOLIO
CITY, WI

InTrader (schedtl)
Last: 11/30/2019
As-of: 12/31/2019
1999 199999

Description

2. Remaining maturity or next repricing date of debt
securities HTM (report at AMOTRTIZED COST)

a. 1 year and less

| Line | Ticket | Cusip/Sec | Class | Rate(V) | Maturity | Next Reset | Intent | Book Val/Amort Cost | Fair Value | Write Off |
|--------------|-----------|-----------|-------|------------|------------|------------|--------|---------------------|-------------------|------------|
| 3 | 160034395 | 3138EKZN8 | 6300 | 4.51400(v) | 04/01/2038 | 01/01/2020 | HTM | 171,557.95 | 169,717.95 | .00 |
| 3 | 160052193 | 625056AD8 | 20000 | 1.15000 | 02/01/2020 | | HTM | 300,000.00 | 299,961.00 | .00 |
| 3 | 160045154 | 121709UL1 | 21800 | 1.95000 | 06/01/2020 | | HTM | 100,000.00 | 99,868.00 | .00 |
| TOTAL | | | | | | | | 571,557.95 | 569,546.95 | .00 |

b. Over 1 year to 5 years

| Line | Ticket | Cusip/Sec | Class | Rate(V) | Maturity | Next Reset | Intent | Book Val/Amort Cost | Fair Value | Write Off |
|--------------|-----------|-----------|-------|---------|------------|------------|--------|---------------------|-------------------|------------|
| 4 | 160052196 | 590230RM2 | 20000 | 1.35000 | 10/01/2023 | | HTM | 200,000.00 | 199,508.00 | .00 |
| 4 | 160052198 | 12946RBB7 | 20400 | 2.00000 | 05/01/2024 | | HTM | 109,940.37 | 112,519.00 | .00 |
| 4 | 160045155 | 121709UM9 | 21800 | 2.15000 | 06/01/2021 | | HTM | 200,000.00 | 199,734.00 | .00 |
| TOTAL | | | | | | | | 509,940.37 | 511,761.00 | .00 |

c. Over 5 years

| Line | Ticket | Cusip/Sec | Class | Rate(V) | Maturity | Next Reset | Intent | Book Val/Amort Cost | Fair Value | Write Off |
|--------------|-----------|-----------|-------|---------|------------|------------|--------|---------------------|-------------------|------------|
| 6 | 160045146 | 949544MQ0 | 20000 | 3.20000 | 09/01/2025 | | HTM | 154,872.16 | 159,797.25 | .00 |
| 6 | 160045152 | 94243TAZ9 | 20400 | 4.00000 | 05/01/2033 | | HTM | 100,000.00 | 100,072.00 | .00 |
| 6 | 160045149 | 069467GR3 | 21700 | 3.00000 | 02/01/2028 | | HTM | 256,091.03 | 254,875.00 | .00 |
| TOTAL | | | | | | | | 510,963.19 | 514,744.25 | .00 |

2. Remaining maturity or next repricing date of debt
securities AFS (Report at FAIR VALUE)

a. 1 year and less

| Line | Ticket | Cusip/Sec | Class | Rate(V) | Maturity | Next Reset | Intent | Book Val/Amort Cost | Fair Value | Write Off |
|------|-----------|-----------|-------|------------|------------|------------|--------|---------------------|------------|-----------|
| 17 | 198063340 | 9128285S5 | 1000 | 2.50000 | 12/31/2020 | | AFS | 503,469.04 | 504,219.00 | .00 |
| 17 | 160031373 | 36179MBC3 | 6000 | 3.87500(v) | 04/20/2042 | 07/01/2020 | AFS | 48,267.95 | 47,222.77 | .00 |
| 17 | 160052182 | 36225EQ47 | 6100 | 4.00000(v) | 01/20/2039 | 04/01/2020 | AFS | 108,831.94 | 109,772.90 | .00 |
| 17 | 160029753 | 38373VY46 | 6900 | 2.21975(v) | 11/16/2032 | 01/16/2020 | AFS | 18,351.98 | 18,346.53 | .00 |
| 17 | 198051872 | 38373VY46 | 6900 | 2.21975(v) | 11/16/2032 | 01/16/2020 | AFS | 18,334.14 | 18,346.53 | .00 |
| 17 | 160037186 | 3136A2EW9 | 7200 | 2.04200(v) | 11/25/2026 | 01/25/2020 | AFS | 110,074.22 | 110,431.35 | .00 |
| 17 | 159000664 | 31394CGV8 | 7200 | 2.19200(v) | 03/25/2035 | 01/25/2020 | AFS | 87,253.21 | 87,156.78 | .00 |



SCHEDULE HC-B, SECURITIES

SAMPLE PORTFOLIO
CITY, WI

InTrader (schedt1)
Last: 11/30/2019
As-of: 12/31/2019
1999 199999

| Description | | | | | | | | | | |
|--------------|-----------|-----------|-------|------------|------------|------------|--------|---------------------|---------------------|------------|
| Line | Ticket | Cusip/Sec | Class | Rate(V) | Maturity | Next Reset | Intent | Book Val/Amort Cost | Fair Value | Write Off |
| 17 | 160046356 | 3136A87J3 | 7300 | 2.58200(v) | 10/25/2022 | 01/01/2020 | AFS | 152,322.75 | 152,838.14 | .00 |
| 17 | 160046357 | 3136ARQ76 | 7300 | 2.56600(v) | 04/25/2023 | 01/01/2020 | AFS | 274,007.03 | 274,194.58 | .00 |
| 17 | 159004261 | 3136ATX33 | 7300 | 2.40560(v) | 08/25/2028 | 01/25/2020 | AFS | 945,495.25 | 950,409.75 | .00 |
| 17 | 198011705 | 83165ARA4 | 10000 | 5.25000(v) | 09/25/2039 | 01/01/2020 | AFS | 225,718.58 | 211,173.54 | .00 |
| 17 | 198011706 | 83165ARA4 | 10000 | 5.25000(v) | 09/25/2039 | 01/01/2020 | AFS | 221,032.94 | 211,173.54 | .00 |
| 17 | 198011707 | 83165ARA4 | 10000 | 5.25000(v) | 09/25/2039 | 01/01/2020 | AFS | 221,032.94 | 211,173.54 | .00 |
| 17 | 160033762 | 3136G1H28 | 11200 | 1.70000 | 09/28/2020 | | AFS | 997,887.39 | 1,000,102.00 | .00 |
| 17 | 160045147 | 003392HY6 | 20000 | 4.30000 | 09/01/2027 | | AFS | 101,587.69 | 102,107.00 | .00 |
| 17 | 160045150 | 563039AJ5 | 22200 | 5.48200 | 12/01/2020 | | AFS | 200,000.00 | 200,416.00 | .00 |
| 17 | 160039058 | 38141EB81 | 32600 | 3.51375(v) | 11/29/2023 | 02/28/2020 | AFS | 903,500.24 | 931,790.70 | .00 |
| TOTAL | | | | | | | | 5,137,167.29 | 5,140,874.65 | .00 |

b. Over 1 year to 5 years

| Line | Ticket | Cusip/Sec | Class | Rate(V) | Maturity | Next Reset | Intent | Book Val/Amort Cost | Fair Value | Write Off |
|--------------|-----------|-----------|-------|---------|------------|------------|--------|---------------------|---------------------|------------|
| 20 | 159002553 | 36241K4V7 | 6000 | 4.00000 | 04/15/2024 | | AFS | 85,596.56 | 89,199.38 | .00 |
| 20 | 198063343 | 31418A6Z6 | 6300 | 2.50000 | 02/01/2024 | | AFS | 1,089,196.13 | 1,089,246.01 | .00 |
| 20 | 160035778 | 31418AXP8 | 6300 | 2.00000 | 09/01/2023 | | AFS | 292,253.92 | 288,891.28 | .00 |
| 20 | 160031370 | 31394LMW9 | 7500 | 4.50000 | 11/15/2023 | | AFS | 82,600.63 | 82,114.98 | .00 |
| 20 | 160052186 | 3137AME60 | 7600 | 2.87300 | 12/01/2021 | | AFS | 4,704,686.20 | 4,721,727.91 | .00 |
| 20 | 164021598 | 3137BYMP2 | 7600 | 2.19700 | 11/25/2023 | | AFS | 628,769.97 | 637,158.55 | .00 |
| 20 | 160052190 | 3133EGAH8 | 11800 | 1.55000 | 05/17/2021 | | AFS | 496,732.76 | 498,287.50 | .00 |
| 20 | 160052195 | 022029KT8 | 20000 | 1.75000 | 12/01/2022 | | AFS | 502,941.26 | 505,940.00 | .00 |
| 20 | 160052194 | 045141TQ1 | 20000 | 2.00000 | 06/01/2021 | | AFS | 848,124.72 | 849,660.00 | .00 |
| 20 | 160052207 | 869265YJ1 | 20000 | 2.00000 | 03/15/2023 | | AFS | 150,000.00 | 154,480.50 | .00 |
| 20 | 160052197 | 976622JE1 | 20000 | 1.60000 | 03/01/2024 | | AFS | 296,506.19 | 302,400.00 | .00 |
| 20 | 160033772 | 223223CR7 | 20400 | 2.65000 | 07/15/2024 | | AFS | 300,574.76 | 306,072.00 | .00 |
| 20 | 160045151 | 478718D71 | 21800 | 4.50000 | 09/01/2021 | | AFS | 250,000.00 | 254,740.00 | .00 |
| 20 | 160020842 | 675634JS9 | 21800 | 5.62500 | 04/01/2022 | | AFS | 150,000.00 | 150,000.00 | .00 |
| TOTAL | | | | | | | | 9,877,983.10 | 9,929,918.11 | .00 |

c. Over 5 years

| Line | Ticket | Cusip/Sec | Class | Rate(V) | Maturity | Next Reset | Intent | Book Val/Amort Cost | Fair Value | Write Off |
|------|-----------|-----------|-------|---------|------------|------------|--------|---------------------|------------|-----------|
| 25 | 198063341 | 9128283V0 | 1000 | 2.50000 | 01/31/2025 | | AFS | 504,947.63 | 504,947.63 | .00 |
| 25 | 198063342 | 912828V98 | 1000 | 2.25000 | 02/15/2027 | | AFS | 502,489.46 | 502,489.46 | .00 |



SCHEDULE HC-B, SECURITIES

SAMPLE PORTFOLIO
CITY, WI

InTrader (schedtl)
Last: 11/30/2019
As-of: 12/31/2019
1999 199999

| Description | | | | | | | | | | |
|--------------|-----------|-----------|-------|---------|------------|------------|--------|----------------------|----------------------|------------|
| Line | Ticket | Cusip/Sec | Class | Rate(V) | Maturity | Next Reset | Intent | Book Val/Amort Cost | Fair Value | Write Off |
| 25 | 160037654 | 3138W9RK8 | 6300 | 2.50000 | 09/01/2028 | | AFS | 162,841.53 | 164,857.63 | .00 |
| 25 | 160043799 | 31418NYE4 | 6300 | 4.00000 | 02/01/2025 | | AFS | 349,346.75 | 350,488.83 | .00 |
| 25 | 198063344 | 31419AYS0 | 6300 | 3.50000 | 01/01/2026 | | AFS | 1,240,998.96 | 1,241,237.78 | .00 |
| 25 | 160052181 | 3138LABT5 | 6400 | 3.05000 | 06/01/2025 | | AFS | 1,090,913.67 | 1,073,274.05 | .00 |
| 25 | 198063345 | 3128Q0FZ5 | 6600 | 2.50000 | 05/01/2027 | | AFS | 1,059,720.93 | 1,059,740.89 | .00 |
| 25 | 160031234 | 31294MCU3 | 6600 | 4.00000 | 09/01/2025 | | AFS | 111,316.29 | 112,648.41 | .00 |
| 25 | 209001907 | 38377YWD8 | 6900 | 2.00000 | 08/16/2039 | | AFS | 344,481.58 | 343,567.74 | .00 |
| 25 | 160031374 | 38378ER62 | 6900 | 1.50000 | 04/20/2027 | | AFS | 138,725.95 | 136,155.22 | .00 |
| 25 | 198061575 | 38381XVN3 | 6900 | 3.00000 | 08/01/2049 | | AFS | 997,748.85 | 999,292.22 | .00 |
| 25 | 198061576 | 38381XVN3 | 6900 | 3.00000 | 08/01/2049 | | AFS | 1,496,623.28 | 1,498,938.33 | .00 |
| 25 | 160052382 | 83162CTN3 | 10000 | 3.21000 | 09/01/2030 | | AFS | 420,261.41 | 412,540.02 | .00 |
| 25 | 160052191 | 3136G35N1 | 11200 | 2.25000 | 09/21/2028 | | AFS | 471,855.73 | 494,719.50 | .00 |
| 25 | 160052192 | 3134G94U8 | 12700 | 2.00000 | 08/24/2026 | | AFS | 709,671.98 | 739,383.75 | .00 |
| 25 | 160028663 | 2131838N9 | 20000 | 4.62500 | 11/15/2028 | | AFS | 500,000.00 | 500,000.00 | .00 |
| 25 | 160045145 | 866398FG0 | 20000 | 3.25000 | 09/01/2025 | | AFS | 250,000.00 | 257,980.00 | .00 |
| 25 | 160038212 | 822516L57 | 20200 | 3.50000 | 02/15/2028 | | AFS | 354,570.36 | 408,284.30 | .00 |
| 25 | 160044193 | 049721DT7 | 20400 | 3.75000 | 09/01/2039 | | AFS | 499,657.27 | 520,085.00 | .00 |
| 25 | 160058527 | 646720LA8 | 20400 | 3.00000 | 12/01/2037 | | AFS | 500,852.57 | 510,404.40 | .00 |
| 25 | 160045148 | 256317DW5 | 21700 | 2.40000 | 04/15/2025 | | AFS | 126,318.44 | 126,053.75 | .00 |
| 25 | 160055743 | 980694CG6 | 21800 | 4.00000 | 03/01/2026 | | AFS | 114,998.05 | 115,691.15 | .00 |
| 25 | 160045159 | 472904P21 | 22200 | 5.12500 | 11/01/2029 | | AFS | 401,904.74 | 410,084.00 | .00 |
| TOTAL | | | | | | | | 12,350,245.43 | 12,482,864.06 | .00 |



SCHEDULE RI, INCOME STATEMENT

SAMPLE PORTFOLIO
CITY, WI

InTrader (scheddtl)
Last: 11/30/2019
As-of: 12/31/2019
1999 199999

Description

1. Interest income:
a(5) All other loans

b. Income from lease financing receivables

| Line | Ticket | Cusip/Sec | Class | Rate(V) | Maturity | Next Reset | Intent | |
|--------------|-----------|-----------|-------|---------|------------|------------|--------|-----------------|
| 15 | 160045149 | 069467GR3 | 21700 | 3.00000 | 02/01/2028 | | HTM | 4,656.24 |
| 15 | 160045148 | 256317DW5 | 21700 | 2.40000 | 04/15/2025 | | AFS | 1,995.23 |
| TOTAL | | | | | | | | 6,651.47 |

c. Interest income on balances due from depository institutions

| Line | Ticket | Cusip/Sec | Class | Rate(V) | Maturity | Next Reset | Intent | |
|--------------|-----------|-----------|-------|------------|------------|------------|--------|------------------|
| 20 | 160059711 | 48128LCK3 | 39900 | 3.00000(v) | 10/16/2027 | | HTM | 1,569.53 |
| 20 | 160052173 | 02006L6Q1 | 40300 | 1.75000 | 11/18/2019 | | HTM | 3,847.60 |
| 20 | 160054570 | 02589AAT9 | 40300 | 3.30000 | 07/10/2023 | | AFS | 8,085.00 |
| 20 | 160038205 | 061785CM1 | 40300 | 2.20000 | 09/30/2020 | | HTM | 5,499.96 |
| 20 | 198029277 | 140420C81 | 40300 | 1.25000 | 08/26/2019 | | AFS | 1,382.29 |
| 20 | 164023832 | 254673SJ6 | 40300 | 3.35000 | 08/01/2023 | | HTM | 8,554.85 |
| 20 | 198048641 | 36163FNH2 | 40300 | 2.00000 | 12/05/2019 | | AFS | 4,611.62 |
| 20 | 198048642 | 38143AHL2 | 40300 | 2.40000 | 01/25/2019 | | AFS | 392.94 |
| 20 | 198030054 | 38148PBG1 | 40300 | 1.90000 | 02/24/2022 | | AFS | 1,900.00 |
| 20 | 198048644 | 38148PGM3 | 40300 | 1.90000 | 08/03/2023 | | AFS | 4,731.00 |
| 20 | 160045002 | 58733ACY3 | 40300 | 1.65000 | 06/24/2021 | | HTM | 4,042.50 |
| 20 | 198030555 | 87165ELR6 | 40300 | 2.50000 | 02/20/2024 | | AFS | 6,125.00 |
| 20 | 198048643 | 9497486H5 | 40300 | 1.60000 | 06/30/2021 | | AFS | 3,984.01 |
| 20 | 159004238 | 949763AM8 | 40300 | 1.60000 | 08/31/2021 | | AFS | 3,919.98 |
| TOTAL | | | | | | | | 58,646.28 |

d. Interest and dividend income on securities:
(1) U.S. Treasury securities and U.S. Government agency

obligations (excluding mortgage-backed securities)

| Line | Ticket | Cusip/Sec | Class | Rate(V) | Maturity | Next Reset | Intent | |
|------|-----------|-----------|-------|---------|------------|------------|--------|----------|
| 27 | 160055410 | 912796RB7 | 100 | 1.97800 | 03/14/2019 | | AFS | 3,956.04 |
| 27 | 198063341 | 9128283V0 | 1000 | 2.50000 | 01/31/2025 | | AFS | 660.95 |
| 27 | 198063340 | 9128285S5 | 1000 | 2.50000 | 12/31/2020 | | AFS | 738.43 |



SCHEDULE RI, INCOME STATEMENT
SAMPLE PORTFOLIO
CITY, WI

InTrader (schedtl)
Last: 11/30/2019
As-of: 12/31/2019
1999 199999

| Description | | | | | | | | |
|--------------|-----------|-----------|-------|------------|------------|------------|--------|-------------------|
| Line | Ticket | Cusip/Sec | Class | Rate(V) | Maturity | Next Reset | Intent | |
| 27 | 210004537 | 912828U32 | 1000 | 1.00000 | 11/15/2019 | | AFS | 5,848.83 |
| 27 | 198063342 | 912828V98 | 1000 | 2.25000 | 02/15/2027 | | AFS | 356.31 |
| 27 | 160039455 | 912828WS5 | 1000 | 1.62500 | 06/30/2019 | | AFS | 4,111.70 |
| 27 | 160052382 | 83162CTN3 | 10000 | 3.21000 | 09/01/2030 | | AFS | 9,181.34 |
| 27 | 198011705 | 83165ARA4 | 10000 | 5.25000(v) | 09/25/2039 | 01/01/2020 | AFS | -221.26 |
| 27 | 198011706 | 83165ARA4 | 10000 | 5.25000(v) | 09/25/2039 | 01/01/2020 | AFS | 643.10 |
| 27 | 198011707 | 83165ARA4 | 10000 | 5.25000(v) | 09/25/2039 | 01/01/2020 | AFS | 643.10 |
| 27 | 160033762 | 3136G1H28 | 11200 | 1.70000 | 09/28/2020 | | AFS | 19,799.82 |
| 27 | 160052191 | 3136G35N1 | 11200 | 2.25000 | 09/21/2028 | | AFS | 14,035.85 |
| 27 | 160052190 | 3133EGAH8 | 11800 | 1.55000 | 05/17/2021 | | AFS | 10,064.99 |
| 27 | 160044142 | 3130A7ZW8 | 12100 | 1.20000 | 05/23/2019 | | AFS | 4,733.33 |
| 27 | 160052192 | 3134G94U8 | 12700 | 2.00000 | 08/24/2026 | | AFS | 20,427.40 |
| 27 | 160052187 | 3130A6KG1 | 13900 | 4.00000(v) | 10/29/2020 | | AFS | 5,656.79 |
| 27 | 159004357 | 3130A7YD1 | 13900 | 3.00000(v) | 05/23/2031 | | AFS | 15,388.89 |
| 27 | 159004358 | 3130A7YD1 | 13900 | 3.00000(v) | 05/23/2031 | | AFS | 30,777.78 |
| TOTAL | | | | | | | | 146,803.39 |

(2) Mortgage-backed securities

| Line | Ticket | Cusip/Sec | Class | Rate(V) | Maturity | Next Reset | Intent | |
|------|-----------|-----------|-------|------------|------------|------------|--------|-----------|
| 30 | 160031373 | 36179MBC3 | 6000 | 3.87500(v) | 04/20/2042 | 07/01/2020 | AFS | 944.64 |
| 30 | 159002553 | 36241K4V7 | 6000 | 4.00000 | 04/15/2024 | | AFS | 4,061.80 |
| 30 | 160052182 | 36225EQ47 | 6100 | 4.00000(v) | 01/20/2039 | 04/01/2020 | AFS | 3,578.55 |
| 30 | 160034395 | 3138EKZN8 | 6300 | 4.51400(v) | 04/01/2038 | 01/01/2020 | HTM | 4,592.57 |
| 30 | 160037654 | 3138W9RK8 | 6300 | 2.50000 | 09/01/2028 | | AFS | 4,505.45 |
| 30 | 198063343 | 31418A6Z6 | 6300 | 2.50000 | 02/01/2024 | | AFS | 549.89 |
| 30 | 160035778 | 31418AXP8 | 6300 | 2.00000 | 09/01/2023 | | AFS | 6,895.23 |
| 30 | 160043799 | 31418NYE4 | 6300 | 4.00000 | 02/01/2025 | | AFS | 6,671.67 |
| 30 | 198063344 | 31419AYS0 | 6300 | 3.50000 | 01/01/2026 | | AFS | 1,274.96 |
| 30 | 160052180 | 3138L3FS9 | 6400 | 2.50000 | 06/01/2021 | | AFS | 13,794.39 |
| 30 | 160052181 | 3138LABT5 | 6400 | 3.05000 | 06/01/2025 | | AFS | 23,307.90 |
| 30 | 198063345 | 3128Q0FZ5 | 6600 | 2.50000 | 05/01/2027 | | AFS | 270.42 |
| 30 | 160031234 | 31294MCU3 | 6600 | 4.00000 | 09/01/2025 | | AFS | 3,206.85 |
| 30 | 160029753 | 38373VY46 | 6900 | 2.21975(v) | 11/16/2032 | 01/16/2020 | AFS | 538.33 |



SCHEDULE RI, INCOME STATEMENT

SAMPLE PORTFOLIO
CITY, WI

InTrader (scheddtl)
Last: 11/30/2019
As-of: 12/31/2019
1999 199999

| Description | | | | | | | | |
|--------------|-----------|-----------|-------|------------|------------|------------|--------|-------------------|
| Line | Ticket | Cusip/Sec | Class | Rate(V) | Maturity | Next Reset | Intent | |
| 30 | 198051872 | 38373VY46 | 6900 | 2.21975(v) | 11/16/2032 | 01/16/2020 | AFS | 543.49 |
| 30 | 209001907 | 38377YWD8 | 6900 | 2.00000 | 08/16/2039 | | AFS | 8,381.71 |
| 30 | 160031374 | 38378ER62 | 6900 | 1.50000 | 04/20/2027 | | AFS | 2,175.11 |
| 30 | 198061575 | 38381XVN3 | 6900 | 3.00000 | 08/01/2049 | | AFS | 4,742.89 |
| 30 | 198061576 | 38381XVN3 | 6900 | 3.00000 | 08/01/2049 | | AFS | 7,114.33 |
| 30 | 160037186 | 3136A2EW9 | 7200 | 2.04200(v) | 11/25/2026 | 01/25/2020 | AFS | 3,346.14 |
| 30 | 159000664 | 31394CGV8 | 7200 | 2.19200(v) | 03/25/2035 | 01/25/2020 | AFS | 2,469.25 |
| 30 | 160046356 | 3136A87J3 | 7300 | 2.58200(v) | 10/25/2022 | 01/01/2020 | AFS | 4,764.76 |
| 30 | 160046357 | 3136ARQ76 | 7300 | 2.56600(v) | 04/25/2023 | 01/01/2020 | AFS | 9,103.78 |
| 30 | 159004261 | 3136ATX33 | 7300 | 2.40560(v) | 08/25/2028 | 01/25/2020 | AFS | 28,657.98 |
| 30 | 160031370 | 31394LMW9 | 7500 | 4.50000 | 11/15/2023 | | AFS | 2,200.04 |
| 30 | 160052186 | 3137AME60 | 7600 | 2.87300 | 12/01/2021 | | AFS | 112,777.05 |
| 30 | 164021598 | 3137BYMP2 | 7600 | 2.19700 | 11/25/2023 | | AFS | 33,480.33 |
| TOTAL | | | | | | | | 293,949.51 |

(3) All other securities (include securities issued by states and

political subdivisions in the U.S.)

| Line | Ticket | Cusip/Sec | Class | Rate(V) | Maturity | Next Reset | Intent | |
|------|-----------|-----------|-------|---------|------------|------------|--------|-----------|
| 36 | 160045147 | 003392HY6 | 20000 | 4.30000 | 09/01/2027 | | AFS | 1,955.52 |
| 36 | 160052195 | 022029KT8 | 20000 | 1.75000 | 12/01/2022 | | AFS | 7,771.55 |
| 36 | 160052194 | 045141TQ1 | 20000 | 2.00000 | 06/01/2021 | | AFS | 11,154.63 |
| 36 | 160028663 | 2131838N9 | 20000 | 4.62500 | 11/15/2028 | | AFS | 23,125.00 |
| 36 | 160045157 | 357294BN6 | 20000 | 1.20000 | 12/30/2019 | | AFS | 3,212.54 |
| 36 | 160052196 | 590230RM2 | 20000 | 1.35000 | 10/01/2023 | | HTM | 2,700.00 |
| 36 | 160052193 | 625056AD8 | 20000 | 1.15000 | 02/01/2020 | | HTM | 3,450.00 |
| 36 | 160045145 | 866398FG0 | 20000 | 3.25000 | 09/01/2025 | | AFS | 8,125.00 |
| 36 | 160052207 | 869265YJ1 | 20000 | 2.00000 | 03/15/2023 | | AFS | 3,000.00 |
| 36 | 160045146 | 949544MQ0 | 20000 | 3.20000 | 09/01/2025 | | HTM | 4,980.26 |
| 36 | 160052197 | 976622JE1 | 20000 | 1.60000 | 03/01/2024 | | AFS | 5,598.51 |
| 36 | 160038212 | 822516L57 | 20200 | 3.50000 | 02/15/2028 | | AFS | 12,091.93 |
| 36 | 160044193 | 049721DT7 | 20400 | 3.75000 | 09/01/2039 | | AFS | 18,761.61 |
| 36 | 160052198 | 12946RBB7 | 20400 | 2.00000 | 05/01/2024 | | HTM | 2,213.05 |
| 36 | 160033772 | 223223CR7 | 20400 | 2.65000 | 07/15/2024 | | AFS | 7,678.79 |



SCHEDULE RI, INCOME STATEMENT

SAMPLE PORTFOLIO
CITY, WI

InTrader (schedtl)
Last: 11/30/2019
As-of: 12/31/2019
1999 199999

| Description | | | | | | | | |
|--------------|-----------|-----------|-------|------------|------------|------------|--------|-------------------|
| Line | Ticket | Cusip/Sec | Class | Rate(V) | Maturity | Next Reset | Intent | |
| 36 | 160058527 | 646720LA8 | 20400 | 3.00000 | 12/01/2037 | | AFS | 7,255.07 |
| 36 | 160045152 | 94243TAZ9 | 20400 | 4.00000 | 05/01/2033 | | HTM | 4,000.00 |
| 36 | 160045154 | 121709UL1 | 21800 | 1.95000 | 06/01/2020 | | HTM | 1,812.16 |
| 36 | 160045155 | 121709UM9 | 21800 | 2.15000 | 06/01/2021 | | HTM | 3,987.58 |
| 36 | 160045151 | 478718D71 | 21800 | 4.50000 | 09/01/2021 | | AFS | 11,250.00 |
| 36 | 160020842 | 675634JS9 | 21800 | 5.62500 | 04/01/2022 | | AFS | 8,437.50 |
| 36 | 160043374 | 682150DM6 | 21800 | 4.00000 | 03/01/2019 | | AFS | 1,470.66 |
| 36 | 160043376 | 742507BU9 | 21800 | 2.50000 | 04/01/2019 | | AFS | 642.90 |
| 36 | 160055743 | 980694CG6 | 21800 | 4.00000 | 03/01/2026 | | AFS | 4,600.27 |
| 36 | 160045159 | 472904P21 | 22200 | 5.12500 | 11/01/2029 | | AFS | 18,306.34 |
| 36 | 160045150 | 563039AJ5 | 22200 | 5.48200 | 12/01/2020 | | AFS | 7,660.27 |
| 36 | 160039058 | 38141EB81 | 32600 | 3.51375(v) | 11/29/2023 | 02/28/2020 | AFS | 35,855.95 |
| TOTAL | | | | | | | | 221,097.09 |

MEMORANDA

3. Income on tax-exempt loans and leases to state and political subdivisions

in the U.S. (include in Schedule RI, items 1.a and 1.b)

| Line | Ticket | Cusip/Sec | Class | Rate(V) | Maturity | Next Reset | Intent | |
|--------------|-----------|-----------|-------|---------|------------|------------|--------|-----------------|
| 42 | 160045149 | 069467GR3 | 21700 | 3.00000 | 02/01/2028 | | HTM | 4,656.24 |
| 42 | 160045148 | 256317DW5 | 21700 | 2.40000 | 04/15/2025 | | AFS | 1,995.23 |
| TOTAL | | | | | | | | 6,651.47 |

4. Income on tax-exempt securities issued by states and political

subdivisions in the U.S. (include in Schedule RI, item 1.d.(3))

| Line | Ticket | Cusip/Sec | Class | Rate(V) | Maturity | Next Reset | Intent | |
|------|-----------|-----------|-------|---------|------------|------------|--------|-----------|
| 46 | 160045147 | 003392HY6 | 20000 | 4.30000 | 09/01/2027 | | AFS | 1,955.52 |
| 46 | 160052195 | 022029KT8 | 20000 | 1.75000 | 12/01/2022 | | AFS | 7,771.55 |
| 46 | 160052194 | 045141TQ1 | 20000 | 2.00000 | 06/01/2021 | | AFS | 11,154.63 |
| 46 | 160028663 | 2131838N9 | 20000 | 4.62500 | 11/15/2028 | | AFS | 23,125.00 |
| 46 | 160045157 | 357294BN6 | 20000 | 1.20000 | 12/30/2019 | | AFS | 3,212.54 |
| 46 | 160052196 | 590230RM2 | 20000 | 1.35000 | 10/01/2023 | | HTM | 2,700.00 |
| 46 | 160052193 | 625056AD8 | 20000 | 1.15000 | 02/01/2020 | | HTM | 3,450.00 |
| 46 | 160045145 | 866398FG0 | 20000 | 3.25000 | 09/01/2025 | | AFS | 8,125.00 |




SCHEDULE RI, INCOME STATEMENT

SAMPLE PORTFOLIO
CITY, WI

InTrader (scheddtl)
Last: 11/30/2019
As-of: 12/31/2019
1999 199999

| Description | | | | | | | | |
|-------------|-----------|-----------|-------|---------|------------|------------|--------------|-------------------|
| Line | Ticket | Cusip/Sec | Class | Rate(V) | Maturity | Next Reset | Intent | |
| 46 | 160052207 | 869265YJ1 | 20000 | 2.00000 | 03/15/2023 | | AFS | |
| 46 | 160045146 | 949544MQ0 | 20000 | 3.20000 | 09/01/2025 | | HTM | |
| 46 | 160052197 | 976622JE1 | 20000 | 1.60000 | 03/01/2024 | | AFS | |
| 46 | 160038212 | 822516L57 | 20200 | 3.50000 | 02/15/2028 | | AFS | |
| 46 | 160044193 | 049721DT7 | 20400 | 3.75000 | 09/01/2039 | | AFS | |
| 46 | 160052198 | 12946RBB7 | 20400 | 2.00000 | 05/01/2024 | | HTM | |
| 46 | 160033772 | 223223CR7 | 20400 | 2.65000 | 07/15/2024 | | AFS | |
| 46 | 160058527 | 646720LA8 | 20400 | 3.00000 | 12/01/2037 | | AFS | |
| 46 | 160045152 | 94243TAZ9 | 20400 | 4.00000 | 05/01/2033 | | HTM | |
| | | | | | | | TOTAL | 127,073.46 |



This page intentionally left blank

Market Loss Report

SAMPLE PORTFOLIO
CITY, WI

InTrader (mktloss)

Last : 11/30/2019

As-of: 12/31/2019

1999 199999

| Sec ID | GRP | Description | Pur Date | Mkt Loss Dt | Book Price | Market Price | Par Value | Book Value |
|--------|---------|-------------|----------|-------------|------------|--------------|-----------|--------------|
| Intrn | SecType | Rate | Mat Date | Impair Date | Pur Price | | Principal | Market Value |
| | Ticket | | OTTI | Level | | Loss Months | | Loss |

Report Sequence: Accounting Group, Market Loss Date, Maturity Date and Ticket.

| | | | | | | | | |
|-----------|-----------|-----------------------------|------------|----------|------------|------------|--------------|--------------|
| 3138EKZN8 | 200 | FANNIE MAE POOL #AL3448 ARM | 04/24/13 | 04/26/13 | 106.363662 | 105.222888 | 161,293.76 | 171,557.95 |
| HTM | 063 | 4.514 V | 04/01/2038 | | 107.750000 | | 173,794.03 | 169,717.95 |
| | 160034395 | | | 2 | | 81 | | -1,840.00 |
| 36179MBC3 | 200 | GINNIE MAE POOL #MA0035 ARM | 06/29/12 | 06/27/13 | 105.375630 | 103.093864 | 45,805.61 | 48,267.95 |
| AFS | 060 | 3.875 V | 04/20/2042 | | 106.422000 | | 48,747.25 | 47,222.77 |
| | 160031373 | | | 2 | | 79 | | -1,045.18 |
| 31418AXP8 | 200 | FANNIE MAE POOL #MA1585 | 08/16/13 | 06/27/19 | 100.109189 | 98.957345 | 291,935.16 | 292,253.92 |
| AFS | 063 | 2.000 | 09/01/2023 | | 100.281250 | | 292,756.23 | 288,891.28 |
| | 160035778 | | | 2 | | 7 | | -3,362.64 |
| 3138LABT5 | 200 | FANNIE MAE DUS POOL #AM9049 | 11/08/17 | 09/27/19 | 104.555220 | 102.864606 | 1,043,385.18 | 1,090,913.67 |
| AFS | 064 | 3.050 | 06/01/2025 | | 106.218750 | | 1,108,270.70 | 1,073,274.05 |
| | 160052181 | | | 2 | | 4 | | -17,639.62 |

| | Par Value | Book Value | MKT Value | Loss Value |
|-----------------------------|---------------------|---------------------|---------------------|-------------------|
| Less than 12 months: | 1,335,320.34 | 1,383,167.59 | 1,362,165.33 | -21,002.26 |
| 12 months or more: | 207,099.37 | 219,825.90 | 216,940.72 | -2,885.18 |

| | | | | | | | | |
|-----------|-----------|--------------------------------|------------|----------|------------|------------|------------|------------|
| 38378ER62 | 220 | GINNIE MAE CMO SERIES 2012-81 | 07/27/12 | 08/30/12 | 100.375567 | 98.515510 | 138,206.89 | 138,725.95 |
| AFS | 069 | 1.500 | 04/20/2027 | | 100.719000 | | 139,200.60 | 136,155.22 |
| | 160031374 | | | 2 | | 89 | | -2,570.73 |
| 31394LMW9 | 220 | FREDDIE MAC CMO SERIES 2712 | 07/17/12 | 07/28/17 | 103.276723 | 102.669510 | 79,979.91 | 82,600.63 |
| AFS | 075 | 4.500 | 11/15/2023 | | 108.437000 | | 86,727.81 | 82,114.98 |
| | 160031370 | | | 2 | | 30 | | -485.65 |
| 38377YWD8 | 220 | GINNIE MAE CMO SERIES 2011-140 | 08/28/18 | 08/28/18 | 100.000000 | 99.734720 | 344,481.58 | 344,481.58 |
| AFS | 069 | 2.000 | 08/16/2039 | | 100.000000 | | 344,481.58 | 343,567.74 |
| | 209001907 | | | 2 | | 17 | | -913.84 |
| 31394CGV8 | 220 | FANNIE MAE CMO SERIES 2005-13 | 10/01/08 | 05/30/19 | 100.000000 | 99.889480 | 87,253.21 | 87,253.21 |
| AFS | 072 | 2.192 V | 03/25/2035 | | 100.000000 | | 87,253.21 | 87,156.78 |
| | 159000664 | | | 2 | | 8 | | -96.43 |
| 38373VY46 | 220 | GINNIE MAE CMO SERIES 2002-77 | 04/01/12 | 10/30/19 | 100.312054 | 100.282280 | 18,294.89 | 18,351.98 |
| AFS | 069 | 2.220 V | 11/16/2032 | | 100.500000 | | 18,386.36 | 18,346.53 |
| | 160029753 | | | 2 | | 3 | | -5.45 |

| | Par Value | Book Value | MKT Value | Loss Value |
|-----------------------------|-------------------|-------------------|-------------------|------------------|
| Less than 12 months: | 105,548.10 | 105,605.19 | 105,503.31 | -101.88 |
| 12 months or more: | 562,668.38 | 565,808.16 | 561,837.94 | -3,970.22 |

| | | | | | | | | |
|-----------|-----------|-------------------------------|------------|----------|------------|------------|------------|------------|
| 83165ARA4 | 230 | SMALL BUSINESS ADMINISTRATION | 01/29/15 | 12/30/15 | 114.686294 | 107.296046 | 196,813.91 | 225,718.58 |
| AFS | 100 | 5.250 V | 09/25/2039 | | 115.375000 | | 227,074.05 | 211,173.54 |
| | 198011705 | | | 2 | | 49 | | -14,545.04 |
| 83165ARA4 | 230 | SMALL BUSINESS ADMINISTRATION | 01/29/15 | 12/30/15 | 112.305548 | 107.296046 | 196,813.91 | 221,032.94 |
| AFS | 100 | 5.250 V | 09/25/2039 | | 115.375000 | | 227,074.05 | 211,173.54 |
| | 198011706 | | | 2 | | 49 | | -9,859.40 |



Market Loss Report

SAMPLE PORTFOLIO
CITY, WI

InTrader (mktloss)

Last : 11/30/2019

As-of: 12/31/2019

1999 199999

| Sec ID Intrn | GRP SecType Ticket | Description Rate | Mat Date OTTI | Pur Date Impair Date Level | Mkt Loss Dt Mkt Source Loss Months | Book Price Pur Price | Market Price | Par Value Principal | Book Value Market Value Loss |
|-----------------------------|--------------------------|-------------------------------|------------------|----------------------------------|--|-------------------------|--------------|------------------------|------------------------------------|
| 83165ARA4 | 230 | SMALL BUSINESS ADMINISTRATION | | 01/29/15 | 12/30/15 | 112.305548 | 107.296046 | 196,813.91 | 221,032.94 |
| AFS | 100 | 5.250 V | 09/25/2039 | | ssnice | 115.375000 | | 227,074.05 | 211,173.54 |
| | 198011707 | | | 2 | 49 | | | | -9,859.40 |
| 83162CTN3 | 230 | SMALL BUSINESS ADMINISTRATION | | 03/07/13 | 09/27/19 | 104.443013 | 102.524100 | 402,383.46 | 420,261.41 |
| AFS | 100 | 3.210 | 09/01/2030 | | ssnice | 107.625000 | | 433,065.20 | 412,540.02 |
| | 160052382 | | | 2 | 4 | | | | -7,721.39 |
| | | Par Value | | Book Value | | MKT Value | | Loss Value | |
| Less than 12 months: | | 402,383.46 | | 420,261.41 | | 412,540.02 | | -7,721.39 | |
| 12 months or more: | | 590,441.73 | | 667,784.46 | | 633,520.62 | | -34,263.84 | |
| 590230RM2 | 300 | CITY OF MERRILL WISCONSIN | | 11/15/17 | 11/15/17 | 100.000000 | 99.754000 | 200,000.00 | 200,000.00 |
| HTM | 200 | 1.350 | 10/01/2023 | | ssnice | 100.000000 | | 200,000.00 | 199,508.00 |
| | 160052196 | | | 2 | 26 | | | | -492.00 |
| 625056AD8 | 300 | TOWN OF MUKWONAGO WI | | 11/30/17 | 11/30/17 | 100.000000 | 99.987000 | 300,000.00 | 300,000.00 |
| HTM | 200 | 1.150 | 02/01/2020 | | ssnice | 100.000000 | | 300,000.00 | 299,961.00 |
| | 160052193 | | | 2 | 26 | | | | -39.00 |
| | | Par Value | | Book Value | | MKT Value | | Loss Value | |
| Less than 12 months: | | .00 | | .00 | | .00 | | .00 | |
| 12 months or more: | | 500,000.00 | | 500,000.00 | | 499,469.00 | | -531.00 | |
| 256317DW5 | 311 | DODGE CITY KANSAS | | 08/01/16 | 08/30/16 | 101.054752 | 100.843000 | 125,000.00 | 126,318.44 |
| AFS | 217 | 2.400 | 04/15/2025 | | ssnice | 103.750000 | | 129,687.50 | 126,053.75 |
| | 160045148 | | | 2 | 41 | | | | -264.69 |
| 069467GR3 | 311 | BARTON COUNTY KANSAS | | 07/15/16 | 09/27/19 | 102.436412 | 101.950000 | 250,000.00 | 256,091.03 |
| HTM | 217 | 3.000 | 02/01/2028 | | ssnice | 106.288000 | | 265,720.00 | 254,875.00 |
| | 160045149 | | | 2 | 4 | | | | -1,216.03 |
| | | Par Value | | Book Value | | MKT Value | | Loss Value | |
| Less than 12 months: | | 250,000.00 | | 256,091.03 | | 254,875.00 | | -1,216.03 | |
| 12 months or more: | | 125,000.00 | | 126,318.44 | | 126,053.75 | | -264.69 | |
| 121709UL1 | 320 | BURLINGTON IOWA TAXABLE | | 08/15/16 | 10/28/16 | 100.000000 | 99.868000 | 100,000.00 | 100,000.00 |
| HTM | 218 | 1.950 | 06/01/2020 | | ssnice | 100.907000 | | 100,907.00 | 99,868.00 |
| | 160045154 | | | 2 | 39 | | | | -132.00 |
| 121709UM9 | 320 | BURLINGTON IOWA TAXABLE | | 08/15/16 | 10/28/16 | 100.000000 | 99.867000 | 200,000.00 | 200,000.00 |
| HTM | 218 | 2.150 | 06/01/2021 | | ssnice | 101.026000 | | 202,052.00 | 199,734.00 |
| | 160045155 | | | 2 | 39 | | | | -266.00 |
| | | Par Value | | Book Value | | MKT Value | | Loss Value | |
| Less than 12 months: | | .00 | | .00 | | .00 | | .00 | |
| 12 months or more: | | 300,000.00 | | 300,000.00 | | 299,602.00 | | -398.00 | |
| 58733ACY3 | 500 | MERCANTIL COMMERCE BANK | | 06/28/16 | 12/29/16 | 100.000000 | 99.867200 | 245,000.00 | 245,000.00 |
| HTM | 403 | 1.650 | 06/24/2021 | | ssnice | 100.000000 | | 245,000.00 | 244,674.64 |
| | 160045002 | | | 2 | 37 | | | | -325.36 |



Market Loss Report

SAMPLE PORTFOLIO
CITY, WI

InTrader (mktloss)

Last : 11/30/2019

As-of: 12/31/2019

1999 199999

| Sec ID Intrn | GRP SecType Ticket | Description Rate | Mat Date OTTI | Pur Date Impair Date Level | Mkt Loss Dt Mkt Source Loss Months | Book Price Pur Price | Market Price | Par Value Principal | Book Value Market Value Loss |
|-----------------------------|--------------------------|------------------------|------------------|----------------------------------|--|-------------------------|-------------------|------------------------|------------------------------------|
| 949763AM8 | 500 | WELLS FARGO BANK NA | | 08/31/16 | 12/29/16 | 100.000000 | 99.836100 | 245,000.00 | 245,000.00 |
| AFS | 403 159004238 | 1.600 | 08/31/2021 | 2 | ssnice 37 | 100.000000 | | 245,000.00 | 244,598.45 -401.55 |
| 9497486H5 | 500 | WELLS FARGO BANK NA | | 12/01/17 | 12/01/17 | 100.000000 | 99.864800 | 249,000.00 | 249,000.00 |
| AFS | 403 198048643 | 1.600 | 06/30/2021 | 2 | ssnice 25 | 100.000000 | | 249,000.00 | 248,663.35 -336.65 |
| 38148PGM3 | 500 | GOLDMAN SACHS BANK USA | | 12/01/17 | 12/01/17 | 100.000000 | 99.886200 | 249,000.00 | 249,000.00 |
| AFS | 403 198048644 | 1.900 | 08/03/2023 | 2 | ssnice 25 | 100.000000 | | 249,000.00 | 248,716.64 -283.36 |
| | | | | Par Value | Book Value | MKT Value | Loss Value | | |
| Less than 12 months: | | | | .00 | .00 | .00 | .00 | | |
| 12 months or more: | | | | 988,000.00 | 988,000.00 | 986,653.08 | -1,346.92 | | |



Market Loss Report
SAMPLE PORTFOLIO
CITY, WI

InTrader (mktloss)
Last : 11/30/2019
As-of: 12/31/2019
1999 199999

| Group | No. | Loss for Less than 12 Months | | No. | Loss for 12 Months or More | |
|---------------------------|----------|--|---|-----------|--|---|
| | | Par Value Principal | Book Value Market Value Loss | | Par Value Principal | Book Value Market Value Loss |
| GOVT ABS/MBS 200 | 2 | 1,335,320.34 1,401,026.93 | 1,383,167.59 1,362,165.33 -21,002.26 | 2 | 207,099.37 222,541.28 | 219,825.90 216,940.72 -2,885.18 |
| GOVT CMO/REMIC 220 | 2 | 105,548.10 105,639.57 | 105,605.19 105,503.31 -101.88 | 3 | 562,668.38 570,409.99 | 565,808.16 561,837.94 -3,970.22 |
| GOVT AGENCIES 230 | 1 | 402,383.46 433,065.20 | 420,261.41 412,540.02 -7,721.39 | 3 | 590,441.73 681,222.15 | 667,784.46 633,520.62 -34,263.84 |
| EXEMPT MUNICIPALS 300 | 0 | .00 .00 | .00 .00 .00 | 2 | 500,000.00 500,000.00 | 500,000.00 499,469.00 -531.00 |
| EX MUNI LEASE/COP 311 | 1 | 250,000.00 265,720.00 | 256,091.03 254,875.00 -1,216.03 | 1 | 125,000.00 129,687.50 | 126,318.44 126,053.75 -264.69 |
| TAXABLE MUNICIPALS 320 | 0 | .00 .00 | .00 .00 .00 | 2 | 300,000.00 302,959.00 | 300,000.00 299,602.00 -398.00 |
| CERTIF OF DEPOSIT 500 | 0 | .00 .00 | .00 .00 .00 | 4 | 988,000.00 988,000.00 | 988,000.00 986,653.08 -1,346.92 |
| Grand Totals | 6 | 2,093,251.90 2,205,451.70 | 2,165,125.22 2,135,083.66 -30,041.56 | 17 | 3,273,209.48 3,394,819.92 | 3,367,736.96 3,324,077.11 -43,659.85 |



Risk Based Worksheet

SAMPLE PORTFOLIO
CITY, WI

InTrader (riskbase)

Last: 11/30/2019

As-of: 12/31/2019

1999 199999

** 0% Risk Category ** HTM **

| TYP | Cusip/Sec Moody | Rate S&P | Description | Maturity Purchase | Par Value | Book Value | Int Receivable | Total at Risk |
|---------------------------------|--------------------|-------------|---|--------------------------|-------------------|-------------------|-----------------|---------------|
| 399 | 48128LCK3 | 3.000V | JP MORGAN CHASE BANK NA CERTIFICATE DEPOSIT | 10/16/2027 10/16/2019 | 248,000.00 | 248,000.00 | 1,569.53 | .00 |
| ** 399 Security Type ** | | | | | 248,000.00 | 248,000.00 | 1,569.53 | .00 |
| 403 | 061785CM1 | 2.200 | BANK OF DEERFIELD CERTIFICATE OF DEPOSIT | 09/30/2020 09/30/2014 | 250,000.00 | 250,000.00 | 30.14 | .00 |
| 403 | 254673SJ6 | 3.350 | DISCOVER BANK CERTIFICATE OF DEPOSIT | 08/01/2023 08/01/2018 | 245,000.00 | 243,656.05 | 3,440.40 | .00 |
| 403 | 58733ACY3 | 1.650 | MERCANTIL COMMERCE BANK CERTIFICATE OF DEPOSIT | 06/24/2021 06/28/2016 | 245,000.00 | 245,000.00 | 88.60 | .00 |
| ** 403 Security Type ** | | | | | 740,000.00 | 738,656.05 | 3,559.14 | .00 |
| ** HTM Intention Code ** | | | | | 988,000.00 | 986,656.05 | 5,128.67 | .00 |

Risk Based Worksheet

SAMPLE PORTFOLIO
CITY, WI

InTrader (riskbase)

Last: 11/30/2019

As-of: 12/31/2019

1999 1999999

** 0% Risk Category ** AFS **

| TYP | Cusip/Sec Moody | Rate S&P | Description | Maturity Purchase | Par Value | Book Value | Int Receivable | Total at Risk |
|--------------------------------|--------------------|-------------|--|--------------------------|---------------------|---------------------|-----------------|---------------|
| 010 | 9128283V0 | 2.500 | US TREASURY NOTE | 01/31/2025 12/11/2019 | 500,000.00 | 504,947.63 | 5,230.98 | .00 |
| 010 | 9128285S5 | 2.500 | US TREASURY NOTE | 12/31/2020 12/02/2019 | 500,000.00 | 503,469.04 | 34.34 | .00 |
| 010 | 912828V98 | 2.250 | US TREASURY NOTE | 02/15/2027 12/20/2019 | 500,000.00 | 502,489.46 | 4,249.32 | .00 |
| ** 010 Security Type ** | | | | | 1,500,000.00 | 1,510,906.13 | 9,514.64 | .00 |
| 060 | 36179MBC3 | 3.875V | GINNIE MAE POOL #MA0035 ARM ANNUAL RESET | 04/20/2042 06/29/2012 | 45,805.61 | 48,267.95 | 147.91 | .00 |
| 060 | 36241K4V7 | 4.000 | GINNIE MAE POOL #782636 | 04/15/2024 01/14/2011 | 85,596.56 | 85,596.56 | 285.32 | .00 |
| ** 060 Security Type ** | | | | | 131,402.17 | 133,864.51 | 433.23 | .00 |
| 061 | 36225EQ47 | 4.000V | GINNIE MAE II POOL #82274 ARM ANNUAL RESET | 01/20/2039 11/01/2017 | 105,861.54 | 108,831.94 | 352.87 | .00 |
| ** 061 Security Type ** | | | | | 105,861.54 | 108,831.94 | 352.87 | .00 |
| 069 | 38373VY46 | 2.220V | GINNIE MAE CMO SERIES 2002-77 CLASS FA MONTHLY RESET | 11/16/2032 04/01/2012 | 18,294.89 | 18,351.98 | 16.92 | .00 |
| 069 | 38373VY46 | 2.220V | GINNIE MAE CMO SERIES 2002-77 CLASS FA MONTHLY RESET | 11/16/2032 11/16/2017 | 18,294.89 | 18,334.14 | 16.92 | .00 |
| 069 | 38377YWD8 | 2.000 | GINNIE MAE CMO SERIES 2011-140 CLASS PC | 08/16/2039 08/28/2018 | 344,481.58 | 344,481.58 | 574.14 | .00 |
| 069 | 38378ER62 | 1.500 | GINNIE MAE CMO SERIES 2012-81 CLASS AB | 04/20/2027 07/27/2012 | 138,206.89 | 138,725.95 | 172.76 | .00 |
| 069 | 38381XVN3 | 3.000 | GINNIE MAE CMO SERIES 19-99 CLASS JC | 08/01/2049 10/31/2019 | 983,243.52 | 997,748.85 | 2,458.11 | .00 |
| 069 | 38381XVN3 | 3.000 | GINNIE MAE CMO SERIES 19-99 CLASS JC | 08/01/2049 10/31/2019 | 1,474,865.28 | 1,496,623.28 | 3,687.16 | .00 |
| ** 069 Security Type ** | | | | | 2,977,387.05 | 3,014,265.78 | 6,926.01 | .00 |
| 100 | 83162CTN3 | 3.210 | SMALL BUSINESS ADMINISTRATION SERIES 2010-20I CLASS 1 | 09/01/2030 03/07/2013 | 402,383.46 | 420,261.41 | 4,305.50 | .00 |
| 100 | 83165ARA4 | 5.250V | SMALL BUSINESS ADMINISTRATION POOL #522081 | 09/25/2039 01/29/2015 | 196,813.91 | 225,718.58 | 861.06 | .00 |
| 100 | 83165ARA4 | 5.250V | SMALL BUSINESS ADMINISTRATION POOL #522081 | 09/25/2039 01/29/2015 | 196,813.91 | 221,032.94 | 861.06 | .00 |

Risk Based Worksheet

SAMPLE PORTFOLIO
CITY, WI

InTrader (riskbase)

Last: 11/30/2019

As-of: 12/31/2019

1999 199999

** 0% Risk Category ** AFS **

| TYP | Cusip/Sec Moody | Rate S&P | Description | Maturity Purchase | Par Value | Book Value | Int Receivable | Total at Risk |
|---------------------------------|--------------------|-------------|--|--------------------------|---------------------|---------------------|------------------|---------------|
| 100 | 83165ARA4 | 5.250V | SMALL BUSINESS ADMINISTRATION POOL #522081 | 09/25/2039 01/29/2015 | 196,813.91 | 221,032.94 | 861.06 | .00 |
| ** 100 Security Type ** | | | | | 992,825.19 | 1,088,045.87 | 6,888.68 | .00 |
| 403 | 02589AAT9 | 3.300 | AMERICAN EXPRESS NATIONAL BANK CERTIFICATE OF DEPOSIT | 07/10/2023 07/10/2018 | 245,000.00 | 245,000.00 | 3,876.37 | .00 |
| 403 | 38148PBG1 NR | 1.900 NR | GOLDMAN SACHS BANK CERTIFICATE OF DEPOSIT | 02/24/2022 01/31/2017 | 100,000.00 | 100,000.00 | 676.71 | .00 |
| 403 | 38148PGM3 | 1.900 | GOLDMAN SACHS BANK USA CERTIFICATE OF DEPOSIT | 08/03/2023 12/01/2017 | 249,000.00 | 249,000.00 | 1,957.21 | .00 |
| 403 | 87165ELR6 | 2.500 | SYNCHRONY BANK CERTIFICATE OF DEPOSIT | 02/20/2024 03/03/2017 | 245,000.00 | 245,000.00 | 2,298.97 | .00 |
| 403 | 9497486H5 | 1.600 | WELLS FARGO BANK NA CERTIFICATE OF DEPOSIT | 06/30/2021 12/01/2017 | 249,000.00 | 249,000.00 | 21.83 | .00 |
| 403 | 949763AM8 | 1.600 | WELLS FARGO BANK NA CERTIFICATE OF DEPOSIT | 08/31/2021 08/31/2016 | 245,000.00 | 245,000.00 | 10.74 | .00 |
| ** 403 Security Type ** | | | | | 1,333,000.00 | 1,333,000.00 | 8,841.83 | .00 |
| ** AFS Intention Code ** | | | | | 7,040,475.95 | 7,188,914.23 | 32,957.26 | .00 |
| ** 0% Risk Category ** | | | | | 8,028,475.95 | 8,175,570.28 | 38,085.93 | .00 |

Risk Based Worksheet

SAMPLE PORTFOLIO
CITY, WI

InTrader (riskbase)

Last: 11/30/2019

As-of: 12/31/2019

1999 199999

** 20% Risk Category ** HTM **

| TYP | Cusip/Sec Moody | Rate S&P | Description | Maturity Purchase | Par Value | Book Value | Int Receivable | Total at Risk |
|---------------------------------|--------------------|-------------|--|--------------------------|---------------------|---------------------|-----------------|-------------------|
| 063 | 3138EKZN8 | 4.514V | FANNIE MAE POOL #AL3448 ARM MONTHLY RESET | 04/01/2038 04/24/2013 | 161,293.76 | 171,557.95 | 606.73 | 34,432.94 |
| ** 063 Security Type ** | | | | | 161,293.76 | 171,557.95 | 606.73 | 34,432.94 |
| 200 | 590230RM2 NR | 1.350 A- | CITY OF MERRILL WISCONSIN GENERAL OBLIGATION BOND | 10/01/2023 11/15/2017 | 200,000.00 | 200,000.00 | 675.00 | 40,135.00 |
| 200 | 625056AD8 NR | 1.150 NR | TOWN OF MUKWONAGO WI GENERAL OBLIGATION | 02/01/2020 11/30/2017 | 300,000.00 | 300,000.00 | 1,437.50 | 60,287.50 |
| 200 | 949544MQ0 NR | 3.200 A+ | WELLINGTON KANSAS GENERAL OBLIGATION BOND | 09/01/2025 08/15/2016 | 155,000.00 | 154,872.16 | 1,653.33 | 31,305.10 |
| ** 200 Security Type ** | | | | | 655,000.00 | 654,872.16 | 3,765.83 | 131,727.60 |
| 218 | 121709UL1 A2 | 1.950 NR | BURLINGTON IOWA TAXABLE GENERAL OBLIGATION CORP | 06/01/2020 08/15/2016 | 100,000.00 | 100,000.00 | 162.50 | 20,032.50 |
| 218 | 121709UM9 A2 | 2.150 NR | BURLINGTON IOWA TAXABLE GENERAL OBLIGATION CORP | 06/01/2021 08/15/2016 | 200,000.00 | 200,000.00 | 358.33 | 40,071.67 |
| ** 218 Security Type ** | | | | | 300,000.00 | 300,000.00 | 520.83 | 60,104.17 |
| ** HTM Intention Code ** | | | | | 1,116,293.76 | 1,126,430.11 | 4,893.39 | 226,264.70 |

Risk Based Worksheet

SAMPLE PORTFOLIO
CITY, WI

InTrader (riskbase)

Last: 11/30/2019

As-of: 12/31/2019

1999 199999

** 20% Risk Category ** AFS **

| TYP | Cusip/Sec Moody | Rate S&P | Description | Maturity Purchase | Par Value | Book Value | Int Receivable | Total at Risk |
|--------------------------------|-----------------|----------|--|--------------------------|---------------------|---------------------|-----------------|-------------------|
| 063 | 3138W9RK8 | 2.500 | FANNIE MAE POOL #AS0489 | 09/01/2028 04/25/2014 | 162,710.14 | 162,841.53 | 338.98 | 32,636.10 |
| 063 | 31418A6Z6 | 2.500 | FANNIE MAE POOL #MA1787 | 02/01/2024 12/23/2019 | 1,079,588.79 | 1,089,196.13 | 2,249.14 | 218,289.05 |
| 063 | 31418AXP8 | 2.000 | FANNIE MAE POOL #MA1585 | 09/01/2023 08/16/2013 | 291,935.16 | 292,253.92 | 486.56 | 58,548.10 |
| 063 | 31418NYE4 | 4.000 | FANNIE MAE POOL #AD1608 | 02/01/2025 04/18/2016 | 336,103.59 | 349,346.75 | 1,120.35 | 70,093.42 |
| 063 | 31419AYS0 | 3.500 | FANNIE MAE POOL #AE0720 | 01/01/2026 12/18/2019 | 1,197,712.10 | 1,240,998.96 | 3,493.33 | 248,898.46 |
| ** 063 Security Type ** | | | | | 3,068,049.78 | 3,134,637.29 | 7,688.36 | 628,465.13 |
| 064 | 3138LABT5 | 3.050 | FANNIE MAE DUS POOL #AM9049 | 06/01/2025 11/08/2017 | 1,043,385.18 | 1,090,913.67 | 2,740.34 | 218,730.80 |
| ** 064 Security Type ** | | | | | 1,043,385.18 | 1,090,913.67 | 2,740.34 | 218,730.80 |
| 066 | 3128Q0FZ5 | 2.500 | FREDDIE MAC POOL #J19184 | 05/01/2027 12/27/2019 | 1,045,373.40 | 1,059,720.93 | 2,177.86 | 212,379.76 |
| 066 | 31294MCU3 | 4.000 | FREDDIE MAC GOLD POOL #E02783 | 09/01/2025 07/17/2012 | 107,950.40 | 111,316.29 | 359.83 | 22,335.22 |
| ** 066 Security Type ** | | | | | 1,153,323.80 | 1,171,037.22 | 2,537.69 | 234,714.98 |
| 072 | 3136A2EW9 | 2.042V | FANNIE MAE CMO SERIES 2011-113 CLASS FA MONTHLY RESET | 11/25/2026 02/07/2014 | 110,150.29 | 110,074.22 | 37.49 | 22,022.34 |
| 072 | 31394CGV8 | 2.192V | FANNIE MAE CMO SERIES 2005-13 CLASS FM MONTHLY RESET | 03/25/2035 10/01/2008 | 87,253.21 | 87,253.21 | 31.88 | 17,457.02 |
| ** 072 Security Type ** | | | | | 197,403.50 | 197,327.43 | 69.37 | 39,479.36 |
| 073 | 3136A87J3 | 2.582V | FANNIE MAE CMO SERIES 2012-M15 CLASS A MONTHLY RESET | 10/25/2022 05/28/2013 | 151,028.38 | 152,322.75 | 324.96 | 30,529.54 |
| 073 | 3136ARQ76 | 2.566V | FANNIE MAE ACES CMO 2016-M5 CLASS FA MONTHLY RESET | 04/25/2023 05/31/2016 | 273,617.00 | 274,007.03 | 604.59 | 54,922.32 |
| 073 | 3136ATX33 | 2.406V | FANNIE MAE ACES CMO SERIES 2016-M10 CLASS FA MO RESET | 08/25/2028 02/08/2017 | 945,495.25 | 945,495.25 | 442.26 | 189,187.50 |
| ** 073 Security Type ** | | | | | 1,370,140.63 | 1,371,825.03 | 1,371.81 | 274,639.37 |
| 075 | 31394LMW9 | 4.500 | FREDDIE MAC CMO SERIES 2712 CLASS MB | 11/15/2023 07/17/2012 | 79,979.91 | 82,600.63 | 299.92 | 16,580.11 |
| ** 075 Security Type ** | | | | | 79,979.91 | 82,600.63 | 299.92 | 16,580.11 |

Risk Based Worksheet

SAMPLE PORTFOLIO
CITY, WI

InTrader (riskbase)

Last: 11/30/2019

As-of: 12/31/2019

1999 1999999

** 20% Risk Category ** AFS **

| TYP | Cusip/Sec Moody | Rate S&P | Description | Maturity Purchase | Par Value | Book Value | Int Receivable | Total at Risk |
|--------------------------------|------------------|--------------|--|--------------------------|---------------------|---------------------|------------------|---------------------|
| 076 | 3137AME60 | 2.873 | FREDDIE MAC CMO SERIES K017 CLASS A2 | 12/01/2021 10/25/2017 | 4,662,748.80 | 4,704,686.20 | 11,163.40 | 943,169.92 |
| 076 | 3137BYMP2 | 2.197 | FREDDIE MAC CMO SERIES KJ14 CLASS A1 | 11/25/2023 11/20/2017 | 631,522.78 | 628,769.97 | 1,156.21 | 125,985.24 |
| ** 076 Security Type ** | | | | | 5,294,271.58 | 5,333,456.17 | 12,319.61 | 1,069,155.16 |
| 112 | 3136G1H28 Aaa | 1.700 AA+ | FANNIE MAE | 09/28/2020 03/28/2013 | 1,000,000.00 | 997,887.39 | 4,391.67 | 200,455.81 |
| 112 | 3136G35N1 Aaa | 2.250 AA+ | FANNIE MAE | 09/21/2028 11/20/2017 | 500,000.00 | 471,855.73 | 3,125.00 | 94,996.15 |
| ** 112 Security Type ** | | | | | 1,500,000.00 | 1,469,743.12 | 7,516.67 | 295,451.96 |
| 118 | 3133EGAH8 Aaa | 1.550 AA+ | FEDERAL FARM CREDIT BANK | 05/17/2021 11/17/2017 | 500,000.00 | 496,732.76 | 947.22 | 99,536.00 |
| ** 118 Security Type ** | | | | | 500,000.00 | 496,732.76 | 947.22 | 99,536.00 |
| 127 | 3134G94U8 Aaa | 2.000 AA+ | FREDDIE MAC MEDIUM TERM NOTE | 08/24/2026 11/24/2017 | 750,000.00 | 709,671.98 | 5,291.67 | 142,992.73 |
| ** 127 Security Type ** | | | | | 750,000.00 | 709,671.98 | 5,291.67 | 142,992.73 |
| 200 | 003392HY6 NR | 4.300 NR | ABILENE KANSAS GENERAL OBLIGATION BOND | 09/01/2027 08/01/2016 | 100,000.00 | 101,587.69 | 1,433.33 | 20,604.20 |
| 200 | 022029KT8 NR | 1.750 AA- | CITY OF ALTOONA WISCONSIN GENERAL OBLIGATION | 12/01/2022 11/17/2017 | 500,000.00 | 502,941.26 | 729.17 | 100,734.09 |
| 200 | 045141TQ1 Aa2 | 2.000 NR | ASHWAUBENON WISCONSIN GENERAL OBLIGATION | 06/01/2021 11/22/2017 | 840,000.00 | 848,124.72 | 1,400.00 | 169,904.94 |
| 200 | 2131838N9 A1 | 4.625 NR | COOK COUNTY ILLINOIS GENERAL OBLIGATION SERIES A | 11/15/2028 02/21/2012 | 500,000.00 | 500,000.00 | 2,954.86 | 100,590.97 |
| 200 | 866398FG0 NR | 3.250 A | SUMNER COUNTY KANSAS GENERAL OBLIGATION SCHOOL | 09/01/2025 08/01/2016 | 250,000.00 | 250,000.00 | 2,708.33 | 50,541.67 |
| 200 | 869265YJ1 NR | 2.000 AA+ | SUSSEX COUNTY NEW JERSEY GENERAL OBLIGATION COLLEGE | 03/15/2023 11/17/2017 | 150,000.00 | 150,000.00 | 883.33 | 30,176.67 |
| 200 | 976622JE1 NR | 1.600 NR | WISCONSIN DELLS WISCONSIN GENERAL OBLIGATION REFUNDING | 03/01/2024 11/15/2017 | 300,000.00 | 296,506.19 | 1,600.00 | 59,621.24 |
| ** 200 Security Type ** | | | | | 2,640,000.00 | 2,649,159.86 | 11,709.02 | 532,173.78 |
| 202 | 822516L57 Aaa | 3.500 NR | SHELDON TEXAS ZERO COUPON GENERAL OBLIGATION SCHOOL | 02/15/2028 12/08/2011 | 470,000.00 | 354,570.36 | .00 | 70,914.07 |
| ** 202 Security Type ** | | | | | 470,000.00 | 354,570.36 | .00 | 70,914.07 |

Risk Based Worksheet

SAMPLE PORTFOLIO
CITY, WI

InTrader (riskbase)

Last: 11/30/2019

As-of: 12/31/2019

1999 199999

** 20% Risk Category ** AFS **

| TYP | Cusip/Sec Moody | Rate S&P | Description | Maturity Purchase | Par Value | Book Value | Int Receivable | Total at Risk |
|---------------------------------|--------------------|-------------|---|--------------------------|----------------------|----------------------|------------------|---------------------|
| 218 | 478718D71 Aa2 | 4.500 AA | JOHNSON COUNTY KANSAS TAXABLE GENERAL OBLIGATION | 09/01/2021 07/01/2016 | 250,000.00 | 250,000.00 | 3,750.00 | 50,750.00 |
| 218 | 675634JS9 Aa2 | 5.625 NR | OCONOMOWOC WISCONSIN TAXABLE GENERAL OBLIGATION | 04/01/2022 02/15/2011 | 150,000.00 | 150,000.00 | 2,109.38 | 30,421.88 |
| 218 | 980694CG6 NR | 4.000 NR | VILLAGE OF WOODVILLE WI TAXABLE GENERAL OBLIGATION | 03/01/2026 09/19/2018 | 115,000.00 | 114,998.05 | 1,533.33 | 23,306.28 |
| ** 218 Security Type ** | | | | | 515,000.00 | 514,998.05 | 7,392.71 | 104,478.15 |
| ** AFS Intention Code ** | | | | | 18,581,554.38 | 18,576,673.57 | 59,884.39 | 3,727,311.59 |
| ** 20% Risk Category ** | | | | | 19,697,848.14 | 19,703,103.68 | 64,777.78 | 3,953,576.29 |

Risk Based Worksheet

SAMPLE PORTFOLIO
CITY, WI

InTrader (riskbase)

Last: 11/30/2019

As-of: 12/31/2019

1999 199999

** 50% Risk Category ** HTM **

| TYP | Cusip/Sec Moody | Rate S&P | Description | Maturity Purchase | Par Value | Book Value | Int Receivable | Total at Risk |
|---------------------------------|--------------------|-------------|--|--------------------------|-------------------|-------------------|-----------------|-------------------|
| 204 | 12946RBB7 A1 | 2.000 NR | CALEDONIA WISCONSIN REVENUE WATER & SEWER SYSTEM BOND | 05/01/2024 11/20/2017 | 110,000.00 | 109,940.37 | 366.67 | 55,153.52 |
| 204 | 94243TAZ9 NR | 4.000 NR | WATHENA KANSAS ELECTRIC UTILITY REVENUE BOND | 05/01/2033 08/01/2016 | 100,000.00 | 100,000.00 | 666.67 | 50,333.34 |
| ** 204 Security Type ** | | | | | 210,000.00 | 209,940.37 | 1,033.34 | 105,486.86 |
| ** HTM Intention Code ** | | | | | 210,000.00 | 209,940.37 | 1,033.34 | 105,486.86 |

Risk Based Worksheet

SAMPLE PORTFOLIO
CITY, WI

InTrader (riskbase)

Last: 11/30/2019

As-of: 12/31/2019

1999 199999

** 50% Risk Category ** AFS **

| TYP | Cusip/Sec Moody | Rate S&P | Description | Maturity Purchase | Par Value | Book Value | Int Receivable | Total at Risk |
|---------------------------------|--------------------|--------------|---|--------------------------|---------------------|---------------------|------------------|---------------------|
| 204 | 049721DT7 NR | 3.750 AA | ATTALLA ALABAMA REVENUE WATER BOARD | 09/01/2039 08/29/2014 | 500,000.00 | 499,657.27 | 6,250.00 | 252,953.64 |
| 204 | 223223CR7 NR | 2.650 AA+ | COVINGTON INDIANA REVENUE MULTI SCHOOL | 07/15/2024 03/15/2013 | 300,000.00 | 300,574.76 | 3,665.83 | 152,120.30 |
| 204 | 646720LA8 A2 | 3.000 AA | NEW LONDON WISCONSIN REVENUE SEWERAGE WATER & ELECTRIC | 12/01/2037 06/27/2019 | 495,000.00 | 500,852.57 | 1,237.50 | 251,045.04 |
| ** 204 Security Type ** | | | | | 1,295,000.00 | 1,301,084.60 | 11,153.33 | 656,118.97 |
| 222 | 472904P21 Aa3 | 5.125 AA- | JEFFERSON COUNTY KENTUCKY TAXABLE REVENUE SCHOOL | 11/01/2029 08/03/2016 | 400,000.00 | 401,904.74 | 3,416.67 | 202,660.71 |
| 222 | 563039AJ5 NR | 5.482 A- | MANHATTAN KANSAS TAXABLE SALES TAX REVENUE DOWNTOWN | 12/01/2020 08/15/2016 | 200,000.00 | 200,000.00 | 913.67 | 100,456.84 |
| ** 222 Security Type ** | | | | | 600,000.00 | 601,904.74 | 4,330.34 | 303,117.54 |
| ** AFS Intention Code ** | | | | | 1,895,000.00 | 1,902,989.34 | 15,483.67 | 959,236.51 |
| ** 50% Risk Category ** | | | | | 2,105,000.00 | 2,112,929.71 | 16,517.01 | 1,064,723.36 |

Risk Based Worksheet

SAMPLE PORTFOLIO
CITY, WI

InTrader (riskbase)

Last: 11/30/2019

As-of: 12/31/2019

1999 199999

** 100% Risk Category ** HTM **

| TYP | Cusip/Sec Moody | Rate S&P | Description | Maturity Purchase | Par Value | Book Value | Int Receivable | Total at Risk |
|-----|--------------------|-------------|--|--------------------------|-------------------|-------------------|-----------------|-------------------|
| 217 | 069467GR3 NR | 3.000 A+ | BARTON COUNTY KANSAS CERTIFICATE OF PARTICIPATION | 02/01/2028 07/15/2016 | 250,000.00 | 256,091.03 | 3,125.00 | 259,216.03 |
| | | | ** 217 Security Type ** | | 250,000.00 | 256,091.03 | 3,125.00 | 259,216.03 |
| | | | ** HTM Intention Code ** | | 250,000.00 | 256,091.03 | 3,125.00 | 259,216.03 |

Risk Based Worksheet

SAMPLE PORTFOLIO
CITY, WI

InTrader (riskbase)

Last: 11/30/2019

As-of: 12/31/2019

1999 1999999

** 100% Risk Category ** AFS **

| TYP | Cusip/Sec Moody | Rate S&P | Description | Maturity Purchase | Par Value | Book Value | Int Receivable | Total at Risk |
|---------------------------------|--------------------|----------------|---|--------------------------|----------------------|----------------------|-------------------|---------------------|
| 217 | 256317DW5 NR | 2.400 A+ | DODGE CITY KANSAS CERTIFICATE OF PARTICIPATION | 04/15/2025 08/01/2016 | 125,000.00 | 126,318.44 | 633.33 | 126,951.77 |
| ** 217 Security Type ** | | | | | 125,000.00 | 126,318.44 | 633.33 | 126,951.77 |
| 326 | 38141EB81 Baa1 | 3.514V BBB+ | GOLDMAN SACHS GROUP INC CORPORATE MEDIUM TERM NOTE | 11/29/2023 12/16/2013 | 900,000.00 | 903,500.24 | 2,898.85 | 906,399.09 |
| ** 326 Security Type ** | | | | | 900,000.00 | 903,500.24 | 2,898.85 | 906,399.09 |
| ** AFS Intention Code ** | | | | | 1,025,000.00 | 1,029,818.68 | 3,532.18 | 1,033,350.86 |
| ** 100 Risk Category ** | | | | | 1,275,000.00 | 1,285,909.71 | 6,657.18 | 1,292,566.89 |
| *** Total *** | | | | | 31,106,324.09 | 31,277,513.38 | 126,037.90 | 6,310,866.54 |

This page intentionally left blank

Interest and Principal Projection

SAMPLE PORTFOLIO
CITY, WI

InTrader (receive)
For the period: 01/01/2020
Through: 02/29/2020
1999 199999

| Receive Dt | SK Loc | RgTyp | Cusip/Sec ID | Description | Original Face | Schd | Dly | Int | Prin Amt Due | Total Due | |
|--|--------|-------|--------------|--------------------------------|---------------|------------|---------------|-----------|--------------|-----------------|-----------------|
| Payable Dt | Pledge | TrTyp | Grp | Ticket | Rate | Maturity | Par/Curr Face | Clc / Cap | Int Amt Due | | |
| Report Sequence: Payable Date, Location, Group, Cusip & Ticket. | | | | | | | | | | | |
| 02/25/20 | 03B | E | 83165ARA4 | SMALL BUSINESS ADMINISTRATION | 500,000.00 | | mo1 | 55 | AFS | .00 | 861.06 |
| 01/01/20 | | int | 230 | 198011705 | 5.25000 | 09/25/2039 | 196,813.91 | b N | | 861.06 | |
| 02/25/20 | 03B | E | 83165ARA4 | SMALL BUSINESS ADMINISTRATION | 500,000.00 | | mo1 | 55 | AFS | .00 | 861.06 |
| 01/01/20 | | int | 230 | 198011706 | 5.25000 | 09/25/2039 | 196,813.91 | b N | | 861.06 | |
| 02/25/20 | 03B | E | 83165ARA4 | SMALL BUSINESS ADMINISTRATION | 500,000.00 | | mo1 | 55 | AFS | .00 | 861.06 |
| 01/01/20 | | int | 230 | 198011707 | 5.25000 | 09/25/2039 | 196,813.91 | b N | | 861.06 | |
| Total for Location: 03B Payable 01/01/2020 | | | | | | | | | | .00 | 2,583.18 |
| Interest Paid | | | | | | | | | | 2,583.18 | |
| Interest Capitalized | | | | | | | | | | .00 | |
| 01/15/20 | BBW | E | 3128Q0FZ5 | FREDDIE MAC POOL #J19184 | 4,000,000.00 | | mo1 | 15 | AFS | .00 | 2,177.86 |
| 01/01/20 | | int | 200 | 198063345 | 2.50000 | 05/01/2027 | 1,045,373.40 | b N | | 2,177.86 | |
| 01/15/20 | BBW | E | 31294MCU3 | FREDDIE MAC GOLD POOL #E02783 | 2,150,000.00 | | mo1 | 15 | AFS | .00 | 359.83 |
| 01/01/20 | | int | 200 | 160031234 | 4.00000 | 09/01/2025 | 107,950.40 | b N | | 359.83 | |
| 01/27/20 | BBW | E | 3138EKZN8 | FANNIE MAE POOL #AL3448 ARM | 750,000.00 | | mo1 | 25 | HTM | .00 | 606.73 |
| 01/01/20 | | int | 200 | 160034395 | 4.51400 | 04/01/2038 | 161,293.76 | b N | | 606.73 | |
| 01/27/20 | BBW | E | 3138W9RK8 | FANNIE MAE POOL #AS0489 | 475,000.00 | | mo1 | 25 | AFS | .00 | 338.98 |
| 01/01/20 | | int | 200 | 160037654 | 2.50000 | 09/01/2028 | 162,710.14 | b N | | 338.98 | |
| 01/27/20 | BBW | E | 31418A6Z6 | FANNIE MAE POOL #MA1787 | 5,500,000.00 | | mo1 | 25 | AFS | .00 | 2,249.14 |
| 01/01/20 | | int | 200 | 198063343 | 2.50000 | 02/01/2024 | 1,079,588.79 | b N | | 2,249.14 | |
| 01/27/20 | BBW | E | 31418AXP8 | FANNIE MAE POOL #MA1585 | 1,500,000.00 | | mo1 | 25 | AFS | .00 | 486.56 |
| 01/01/20 | | int | 200 | 160035778 | 2.00000 | 09/01/2023 | 291,935.16 | b N | | 486.56 | |
| 01/27/20 | BBW | E | 31418NYE4 | FANNIE MAE POOL #AD1608 | 8,800,000.00 | | mo1 | 25 | AFS | .00 | 1,120.35 |
| 01/01/20 | | int | 200 | 160043799 | 4.00000 | 02/01/2025 | 336,103.59 | b N | | 1,120.35 | |
| 01/27/20 | BBW | E | 31419AYS0 | FANNIE MAE POOL #AE0720 | 10,000,000.00 | | mo1 | 25 | AFS | .00 | 3,493.33 |
| 01/01/20 | | int | 200 | 198063344 | 3.50000 | 01/01/2026 | 1,197,712.10 | b N | | 3,493.33 | |
| 01/21/20 | BBW | E | 36179MBC3 | GINNIE MAE POOL #MA0035 ARM | 500,000.00 | | mo1 | 20 | AFS | .00 | 147.91 |
| 01/01/20 | | int | 200 | 160031373 | 3.87500 | 04/20/2042 | 45,805.61 | b N | | 147.91 | |
| 01/21/20 | BBW | E | 36225EQ47 | GINNIE MAE II POOL #82274 ARM | 2,000,000.00 | | mo1 | 20 | AFS | .00 | 352.87 |
| 01/01/20 | | int | 200 | 160052182 | 4.00000 | 01/20/2039 | 105,861.54 | b N | | 352.87 | |
| 01/15/20 | BBW | E | 36241K4V7 | GINNIE MAE POOL #782636 | 2,000,000.00 | | mo1 | 15 | AFS | .00 | 285.32 |
| 01/01/20 | | int | 200 | 159002553 | 4.00000 | 04/15/2024 | 85,596.56 | b N | | 285.32 | |
| 01/27/20 | BBW | E | 3136A87J3 | FANNIE MAE CMO SERIES 2012-M15 | 500,000.00 | | mo1 | 25 | AFS | .00 | 324.96 |
| 01/01/20 | | int | 220 | 160046356 | 2.58200 | 10/25/2022 | 151,028.38 | b N | | 324.96 | |
| 01/27/20 | BBW | E | 3136ARQ76 | FANNIE MAE ACES CMO 2016-M5 | 2,000,000.00 | | mo1 | 25 | AFS | .00 | 604.59 |
| 01/01/20 | | int | 220 | 160046357 | 2.56600 | 04/25/2023 | 273,617.00 | c N | | 604.59 | |
| 01/27/20 | BBW | E | 3137AME60 | FREDDIE MAC CMO SERIES K017 | 5,000,000.00 | | mo1 | 25 | AFS | .00 | 11,163.40 |
| 01/01/20 | | int | 220 | 160052186 | 2.87300 | 12/01/2021 | 4,662,748.80 | b N | | 11,163.40 | |
| 01/27/20 | BBW | E | 3137BYMP2 | FREDDIE MAC CMO SERIES KJ14 | 2,500,000.00 | | mo1 | 25 | AFS | .00 | 1,156.21 |
| 01/01/20 | | int | 220 | 164021598 | 2.19700 | 11/25/2023 | 631,522.78 | b N | | 1,156.21 | |
| 01/15/20 | BBW | E | 31394LMW9 | FREDDIE MAC CMO SERIES 2712 | 1,250,000.00 | | mo1 | 15 | AFS | .00 | 299.92 |
| 01/01/20 | | int | 220 | 160031370 | 4.50000 | 11/15/2023 | 79,979.91 | b N | | 299.92 | |



Interest and Principal Projection

SAMPLE PORTFOLIO
CITY, WI

InTrader (receive)
For the period: 01/01/2020
Through: 02/29/2020
1999 199999

| Receive Dt | SK Loc | RgTyp | Cusip/Sec ID | Description | Original Face | Schd | Dly | Int | Prin Amt Due | Total Due |
|---|--------|-------|--------------|--------------------------------|---------------------------|------------|-----------|-----|------------------|------------------|
| Payable Dt | Pledge | TrTyp | Grp | Ticket | Rate | Maturity | Clc / Cap | P I | Int Amt Due | |
| Call Information within the reporting period | | | | | | | | | | |
| 01/21/20 | BBW | E | 38378ER62 | GINNIE MAE CMO SERIES 2012-81 | 1,200,000.00 | mo1 | 20 | AFS | .00 | 172.76 |
| 01/01/20 | | int | 220 | 160031374 | 1.50000 | 04/20/2027 | b N | | 172.76 | |
| 01/21/20 | BBW | E | 38381XVN3 | GINNIE MAE CMO SERIES 19-99 | 1,000,000.00 | mo1 | 20 | AFS | .00 | 2,458.11 |
| 01/01/20 | | int | 220 | 198061575 | 3.00000 | 08/01/2049 | b N | | 2,458.11 | |
| 01/21/20 | BBW | E | 38381XVN3 | GINNIE MAE CMO SERIES 19-99 | 1,500,000.00 | mo1 | 20 | AFS | .00 | 3,687.16 |
| 01/01/20 | | int | 220 | 198061576 | 3.00000 | 08/01/2049 | b N | | 3,687.16 | |
| Total for Location: BBW Payable 01/01/2020 | | | | | | | | | .00 | 31,485.99 |
| Interest Paid | | | | | | | | | 31,485.99 | |
| Interest Capitalized | | | | | | | | | .00 | |
| 01/27/20 | FED | E | 3138LABT5 | FANNIE MAE DUS POOL #AM9049 | 1,125,000.00 | mo1 | 25 | AFS | .00 | 2,740.34 |
| 01/01/20 | | int | 200 | 160052181 | 3.05000 | 06/01/2025 | c N | | 2,740.34 | |
| 01/16/20 | FED | E | 38377YWD8 | GINNIE MAE CMO SERIES 2011-140 | 2,000,000.00 | mo1 | 16 | AFS | .00 | 574.14 |
| 01/01/20 | | int | 220 | 209001907 | 2.00000 | 08/16/2039 | b N | | 574.14 | |
| Total for Location: FED Payable 01/01/2020 | | | | | | | | | .00 | 3,314.48 |
| Interest Paid | | | | | | | | | 3,314.48 | |
| Interest Capitalized | | | | | | | | | .00 | |
| Total for Pay Date: 01/01/2020 | | | | | | | | | .00 | 37,383.65 |
| Interest Paid | | | | | | | | | 37,383.65 | |
| Interest Capitalized | | | | | | | | | .00 | |
| | | | | | | | | | AFS | .00 |
| Interest Paid | | | | | | | | | 36,776.92 | 36,776.92 |
| Interest Capitalized | | | | | | | | | .00 | |
| | | | | | | | | | HTM | .00 |
| Interest Paid | | | | | | | | | 606.73 | 606.73 |
| Interest Capitalized | | | | | | | | | .00 | |
| 01/10/20 | ISS | E | 02589AAT9 | AMERICAN EXPRESS NATIONAL BANK | 245,000.00 | jj10 | | AFS | .00 | 4,075.73 |
| 01/10/20 | | int | 500 | 160054570 | 3.30000 | 07/10/2023 | h N | | 4,075.73 | |
| Total for Location: ISS Payable 01/10/2020 | | | | | | | | | .00 | 4,075.73 |
| Interest Paid | | | | | | | | | 4,075.73 | |
| Interest Capitalized | | | | | | | | | .00 | |
| Total for Pay Date: 01/10/2020 | | | | | | | | | .00 | 4,075.73 |
| Interest Paid | | | | | | | | | 4,075.73 | |
| Interest Capitalized | | | | | | | | | .00 | |
| 01/15/20 | BBW | E | 223223CR7 | COVINGTON INDIANA | 300,000.00 | jj15 | | AFS | .00 | 3,975.00 |
| 01/15/20 | | int | 300 | 160033772 | 2.65000 | 07/15/2024 | b N | | 3,975.00 | |
| | | | | Contin | 1/15/2022 at 100.00000000 | | | | | |
| Total for Location: BBW Payable 01/15/2020 | | | | | | | | | .00 | 3,975.00 |
| Interest Paid | | | | | | | | | 3,975.00 | |
| Interest Capitalized | | | | | | | | | .00 | |



Interest and Principal Projection

SAMPLE PORTFOLIO
CITY, WI

InTrader (receive)
For the period: 01/01/2020
Through: 02/29/2020
1999 199999

| Receive Dt | SK Loc | RgTyp | Cusip/Sec ID | Description | Original Face | Schd | Dly | Int | Prin Amt Due | Total Due | |
|---|--------|-------|--------------|--------------------------------|---------------|------------|-------|-----|--------------|-----------------|-----------------|
| Payable Dt | Pledge | TrTyp | Grp | Ticket | Rate | Maturity | Clc / | P I | Int Amt Due | | |
| Call Information within the reporting period | | | | | | | | | | | |
| Total for Pay Date: 01/15/2020 | | | | | | | | | .00 | 3,975.00 | |
| Interest Paid | | | | | | | | | 3,975.00 | | |
| Interest Capitalized | | | | | | | | | .00 | | |
| 01/16/20 | BBW | E | 38373VY46 | GINNIE MAE CMO SERIES 2002-77 | 1,000,000.00 | mo16 | | AFS | .00 | 33.84 | |
| 01/16/20 | | int | 220 | 160029753 | 2.21975 | 11/16/2032 | b N | | 33.84 | | |
| 01/16/20 | BBW | E | 38373VY46 | GINNIE MAE CMO SERIES 2002-77 | 1,000,000.00 | mo16 | | AFS | .00 | 33.84 | |
| 01/16/20 | | int | 220 | 198051872 | 2.21975 | 11/16/2032 | b N | | 33.84 | | |
| Total for Location: BBW Payable 01/16/2020 | | | | | | | | | .00 | 67.68 | |
| Interest Paid | | | | | | | | | 67.68 | | |
| Interest Capitalized | | | | | | | | | .00 | | |
| 01/16/20 | ISS | E | 48128LCK3 | JP MORGAN CHASE BANK NA | 248,000.00 | jq16 | | HTM | .00 | 1,875.29 | |
| 01/16/20 | | int | 500 | 160059711 | 3.00000 | 10/16/2027 | h N | | 1,875.29 | | |
| Recur 4/16/2020 at 100.00000000 | | | | | | | | | | | |
| Total for Location: ISS Payable 01/16/2020 | | | | | | | | | .00 | 1,875.29 | |
| Interest Paid | | | | | | | | | 1,875.29 | | |
| Interest Capitalized | | | | | | | | | .00 | | |
| Total for Pay Date: 01/16/2020 | | | | | | | | | .00 | 1,942.97 | |
| Interest Paid | | | | | | | | | 1,942.97 | | |
| Interest Capitalized | | | | | | | | | .00 | | |
| | | | | | | | | | AFS | .00 | 67.68 |
| Interest Paid | | | | | | | | | 67.68 | | |
| Interest Capitalized | | | | | | | | | .00 | | |
| | | | | | | | | | HTM | .00 | 1,875.29 |
| Interest Paid | | | | | | | | | 1,875.29 | | |
| Interest Capitalized | | | | | | | | | .00 | | |
| 01/27/20 | BBW | E | 3136A2EW9 | FANNIE MAE CMO SERIES 2011-113 | 700,000.00 | mo25 | | AFS | .00 | 187.44 | |
| 01/25/20 | | int | 220 | 160037186 | 2.04200 | 11/25/2026 | b N | | 187.44 | | |
| 01/27/20 | BBW | E | 3136ATX33 | FANNIE MAE ACES CMO SERIES | 1,000,000.00 | mo25 | | AFS | .00 | 1,958.58 | |
| 01/25/20 | | int | 220 | 159004261 | 2.40560 | 08/25/2028 | c N | | 1,958.58 | | |
| 01/27/20 | BBW | E | 31394CGV8 | FANNIE MAE CMO SERIES 2005-13 | 4,289,153.00 | mo25 | | AFS | .00 | 159.38 | |
| 01/25/20 | | int | 220 | 159000664 | 2.19200 | 03/25/2035 | b N | | 159.38 | | |
| Total for Location: BBW Payable 01/25/2020 | | | | | | | | | .00 | 2,305.40 | |
| Interest Paid | | | | | | | | | 2,305.40 | | |
| Interest Capitalized | | | | | | | | | .00 | | |
| Total for Pay Date: 01/25/2020 | | | | | | | | | .00 | 2,305.40 | |
| Interest Paid | | | | | | | | | 2,305.40 | | |
| Interest Capitalized | | | | | | | | | .00 | | |
| | | | | | | | | | AFS | .00 | 2,305.40 |
| Interest Paid | | | | | | | | | 2,305.40 | | |
| Interest Capitalized | | | | | | | | | .00 | | |



Interest and Principal Projection

SAMPLE PORTFOLIO
CITY, WI

InTrader (receive)
For the period: 01/01/2020
Through: 02/29/2020
1999 199999

| Receive Dt | SK Loc | RgTyp | Cusip/Sec ID | Description | Original Face | Schd | Dly | Int | Prin Amt Due | Total Due |
|---|--------|-------|--------------|-------------------------------|---------------|------------|-----------|-----|-----------------|-----------------|
| Payable Dt | Pledge | TrTyp | Grp | Ticket | Rate | Maturity | Clc / Cap | P I | Int Amt Due | |
| Call Information within the reporting period | | | | | | | | | | |
| 01/30/20 | BBW | E | 9497486H5 | WELLS FARGO BANK NA | 249,000.00 | mo30 | | AFS | .00 | 338.37 |
| 01/30/20 | | int | 500 | 198048643 | 1.60000 | 06/30/2021 | h N | | 338.37 | |
| Total for Location: BBW Payable 01/30/2020 | | | | | | | | | .00 | 338.37 |
| Interest Paid | | | | | | | | | 338.37 | |
| Interest Capitalized | | | | | | | | | .00 | |
| 01/30/20 | ISS | E | 061785CM1 | BANK OF DEERFIELD | 250,000.00 | mo30 | | HTM | .00 | 467.12 |
| 01/30/20 | | int | 500 | 160038205 | 2.20000 | 09/30/2020 | h N | | 467.12 | |
| Total for Location: ISS Payable 01/30/2020 | | | | | | | | | .00 | 467.12 |
| Interest Paid | | | | | | | | | 467.12 | |
| Interest Capitalized | | | | | | | | | .00 | |
| Total for Pay Date: 01/30/2020 | | | | | | | | | .00 | 805.49 |
| Interest Paid | | | | | | | | | 805.49 | |
| Interest Capitalized | | | | | | | | | .00 | |
| | | | | | | | | | AFS | .00 |
| Interest Paid | | | | | | | | | 338.37 | 338.37 |
| Interest Capitalized | | | | | | | | | .00 | |
| | | | | | | | | | HTM | .00 |
| Interest Paid | | | | | | | | | 467.12 | 467.12 |
| Interest Capitalized | | | | | | | | | .00 | |
| 01/31/20 | BBW | E | 9128283V0 | US TREASURY NOTE | 500,000.00 | jj31 | | AFS | .00 | 6,250.00 |
| 01/31/20 | | int | 100 | 198063341 | 2.50000 | 01/31/2025 | g N | | 6,250.00 | |
| 01/31/20 | BBW | E | 949763AM8 | WELLS FARGO BANK NA | 245,000.00 | mo31 | | AFS | .00 | 332.93 |
| 01/31/20 | 1234 | int | 500 | 159004238 | 1.60000 | 08/31/2021 | h N | | 332.93 | |
| Total for Location: BBW Payable 01/31/2020 | | | | | | | | | .00 | 6,582.93 |
| Interest Paid | | | | | | | | | 6,582.93 | |
| Interest Capitalized | | | | | | | | | .00 | |
| Total for Pay Date: 01/31/2020 | | | | | | | | | .00 | 6,582.93 |
| Interest Paid | | | | | | | | | 6,582.93 | |
| Interest Capitalized | | | | | | | | | .00 | |
| | | | | | | | | | AFS | .00 |
| Interest Paid | | | | | | | | | 6,582.93 | 6,582.93 |
| Interest Capitalized | | | | | | | | | .00 | |
| 03/25/20 | 03B | E | 83165ARA4 | SMALL BUSINESS ADMINISTRATION | 500,000.00 | mo1 | 55 | AFS | .00 | 861.06 |
| 02/01/20 | | int | 230 | 198011705 | 5.25000 | 09/25/2039 | b N | | 861.06 | |
| 03/25/20 | 03B | E | 83165ARA4 | SMALL BUSINESS ADMINISTRATION | 500,000.00 | mo1 | 55 | AFS | .00 | 861.06 |
| 02/01/20 | | int | 230 | 198011706 | 5.25000 | 09/25/2039 | b N | | 861.06 | |
| 03/25/20 | 03B | E | 83165ARA4 | SMALL BUSINESS ADMINISTRATION | 500,000.00 | mo1 | 55 | AFS | .00 | 861.06 |
| 02/01/20 | | int | 230 | 198011707 | 5.25000 | 09/25/2039 | b N | | 861.06 | |
| Total for Location: 03B Payable 02/01/2020 | | | | | | | | | .00 | 2,583.18 |
| Interest Paid | | | | | | | | | 2,583.18 | |
| Interest Capitalized | | | | | | | | | .00 | |



Interest and Principal Projection

SAMPLE PORTFOLIO
CITY, WI

InTrader (receive)
For the period: 01/01/2020
Through: 02/29/2020
1999 199999

| Receive Dt | SK Loc | RgTyp | Cusip/Sec ID | Description | Original Face | Schd | Dly | Int | Prin Amt Due | Total Due |
|---|--------|-------|--------------|--------------------------------|---------------|---------------|-----------|--------|-----------------|-----------------|
| Payable Dt | Pledge | TrTyp | Grp | Ticket | Rate | Par/Curr Face | Clc / Cap | P I | Int Amt Due | |
| Call Information within the reporting period | | | | | | | | | | |
| 02/03/20 | 91B | E | 254673SJ6 | DISCOVER BANK | | 245,000.00 | fa1 | HTM | .00 | 4,137.48 |
| 02/01/20 | | int | 500 | 164023832 | 3.35000 | 08/01/2023 | h N | | 4,137.48 | |
| Total for Location: 91B Payable 02/01/2020 | | | | | | | | | .00 | 4,137.48 |
| Interest Paid | | | | | | | | | 4,137.48 | |
| Interest Capitalized | | | | | | | | | .00 | |
| 02/18/20 | BBW | E | 3128Q0FZ5 | FREDDIE MAC POOL #J19184 | | 4,000,000.00 | mo1 | 15 AFS | .00 | 2,177.86 |
| 02/01/20 | | int | 200 | 198063345 | 2.50000 | 05/01/2027 | b N | | 2,177.86 | |
| 02/18/20 | BBW | E | 31294MCU3 | FREDDIE MAC GOLD POOL #E02783 | | 2,150,000.00 | mo1 | 15 AFS | .00 | 359.83 |
| 02/01/20 | | int | 200 | 160031234 | 4.00000 | 09/01/2025 | b N | | 359.83 | |
| 02/25/20 | BBW | E | 3138EKZN8 | FANNIE MAE POOL #AL3448 ARM | | 750,000.00 | mo1 | 25 HTM | .00 | 606.73 |
| 02/01/20 | | int | 200 | 160034395 | 4.51400 | 04/01/2038 | b N | | 606.73 | |
| 02/25/20 | BBW | E | 3138W9RK8 | FANNIE MAE POOL #AS0489 | | 475,000.00 | mo1 | 25 AFS | .00 | 338.98 |
| 02/01/20 | | int | 200 | 160037654 | 2.50000 | 09/01/2028 | b N | | 338.98 | |
| 02/25/20 | BBW | E | 31418A6Z6 | FANNIE MAE POOL #MA1787 | | 5,500,000.00 | mo1 | 25 AFS | .00 | 2,249.14 |
| 02/01/20 | | int | 200 | 198063343 | 2.50000 | 02/01/2024 | b N | | 2,249.14 | |
| 02/25/20 | BBW | E | 31418AXP8 | FANNIE MAE POOL #MA1585 | | 1,500,000.00 | mo1 | 25 AFS | .00 | 486.56 |
| 02/01/20 | | int | 200 | 160035778 | 2.00000 | 09/01/2023 | b N | | 486.56 | |
| 02/25/20 | BBW | E | 31418NYE4 | FANNIE MAE POOL #AD1608 | | 8,800,000.00 | mo1 | 25 AFS | .00 | 1,120.35 |
| 02/01/20 | | int | 200 | 160043799 | 4.00000 | 02/01/2025 | b N | | 1,120.35 | |
| 02/25/20 | BBW | E | 31419AYS0 | FANNIE MAE POOL #AE0720 | | 10,000,000.00 | mo1 | 25 AFS | .00 | 3,493.33 |
| 02/01/20 | | int | 200 | 198063344 | 3.50000 | 01/01/2026 | b N | | 3,493.33 | |
| 02/20/20 | BBW | E | 36179MBC3 | GINNIE MAE POOL #MA0035 ARM | | 500,000.00 | mo1 | 20 AFS | .00 | 147.91 |
| 02/01/20 | | int | 200 | 160031373 | 3.87500 | 04/20/2042 | b N | | 147.91 | |
| 02/20/20 | BBW | E | 36225EQ47 | GINNIE MAE II POOL #82274 ARM | | 2,000,000.00 | mo1 | 20 AFS | .00 | 352.87 |
| 02/01/20 | | int | 200 | 160052182 | 4.00000 | 01/20/2039 | b N | | 352.87 | |
| 02/18/20 | BBW | E | 36241K4V7 | GINNIE MAE POOL #782636 | | 2,000,000.00 | mo1 | 15 AFS | .00 | 285.32 |
| 02/01/20 | | int | 200 | 159002553 | 4.00000 | 04/15/2024 | b N | | 285.32 | |
| 02/25/20 | BBW | E | 3136A87J3 | FANNIE MAE CMO SERIES 2012-M15 | | 500,000.00 | mo1 | 25 AFS | .00 | 324.96 |
| 02/01/20 | | int | 220 | 160046356 | 2.58200 | 10/25/2022 | b N | | 324.96 | |
| 02/25/20 | BBW | E | 3136ARQ76 | FANNIE MAE ACES CMO 2016-M5 | | 2,000,000.00 | mo1 | 25 AFS | .00 | 604.59 |
| 02/01/20 | | int | 220 | 160046357 | 2.56600 | 04/25/2023 | c N | | 604.59 | |
| 02/25/20 | BBW | E | 3137AME60 | FREDDIE MAC CMO SERIES K017 | | 5,000,000.00 | mo1 | 25 AFS | .00 | 11,163.40 |
| 02/01/20 | | int | 220 | 160052186 | 2.87300 | 12/01/2021 | b N | | 11,163.40 | |
| 02/25/20 | BBW | E | 3137BYMP2 | FREDDIE MAC CMO SERIES KJ14 | | 2,500,000.00 | mo1 | 25 AFS | .00 | 1,156.21 |
| 02/01/20 | | int | 220 | 164021598 | 2.19700 | 11/25/2023 | b N | | 1,156.21 | |
| 02/18/20 | BBW | E | 31394LMW9 | FREDDIE MAC CMO SERIES 2712 | | 1,250,000.00 | mo1 | 15 AFS | .00 | 299.92 |
| 02/01/20 | | int | 220 | 160031370 | 4.50000 | 11/15/2023 | b N | | 299.92 | |
| 02/20/20 | BBW | E | 38378ER62 | GINNIE MAE CMO SERIES 2012-81 | | 1,200,000.00 | mo1 | 20 AFS | .00 | 172.76 |
| 02/01/20 | | int | 220 | 160031374 | 1.50000 | 04/20/2027 | b N | | 172.76 | |
| 02/20/20 | BBW | E | 38381XVN3 | GINNIE MAE CMO SERIES 19-99 | | 1,000,000.00 | mo1 | 20 AFS | .00 | 2,458.11 |
| 02/01/20 | | int | 220 | 198061575 | 3.00000 | 08/01/2049 | b N | | 2,458.11 | |



Interest and Principal Projection

SAMPLE PORTFOLIO
CITY, WI

InTrader (receive)
For the period: 01/01/2020
Through: 02/29/2020
1999 199999

| Receive Dt | SK Loc | RgTyp | Cusip/Sec ID | Description | Original Face | Schd | Dly | Int | Prin Amt Due | Total Due |
|---|--------|-------|--------------|--------------------------------|---------------|------------|-----------|-----|-------------------|-------------------|
| Payable Dt | Pledge | TrTyp | Grp | Ticket | Rate | Maturity | Clc / Cap | P I | Int Amt Due | |
| Call Information within the reporting period | | | | | | | | | | |
| 02/20/20 | BBW | E | 38381XVN3 | GINNIE MAE CMO SERIES 19-99 | 1,500,000.00 | mo1 | 20 | AFS | .00 | 3,687.16 |
| 02/01/20 | | int | 220 | 198061576 | 3.00000 | 08/01/2049 | b N | | 3,687.16 | |
| 02/03/20 | BBW | E | 625056AD8 | TOWN OF MUKWONAGO WI | 300,000.00 | fa1 | | HTM | .00 | 1,725.00 |
| 02/01/20 | | int | 300 | 160052193 | 1.15000 | 02/01/2020 | b N | | 1,725.00 | |
| 02/03/20 | BBW | E | 625056AD8 | TOWN OF MUKWONAGO WI | 300,000.00 | fa1 | | HTM | 300,000.00 | 300,000.00 |
| 02/01/20 | | mat | 300 | 160052193 | 1.15000 | 02/01/2020 | b N | | .00 | |
| 02/03/20 | BBW | E | 069467GR3 | BARTON COUNTY KANSAS | 250,000.00 | fa1 | | HTM | .00 | 3,750.00 |
| 02/01/20 | | int | 311 | 160045149 | 3.00000 | 02/01/2028 | b N | | 3,750.00 | |
| Contin 2/1/2022 at 100.00000000 | | | | | | | | | | |
| Total for Location: BBW Payable 02/01/2020 | | | | | | | | | 300,000.00 | 336,960.99 |
| Interest Paid | | | | | | | | | 36,960.99 | |
| Interest Capitalized | | | | | | | | | .00 | |
| 02/25/20 | FED | E | 3138LABT5 | FANNIE MAE DUS POOL #AM9049 | 1,125,000.00 | mo1 | 25 | AFS | .00 | 2,740.34 |
| 02/01/20 | | int | 200 | 160052181 | 3.05000 | 06/01/2025 | c N | | 2,740.34 | |
| 02/18/20 | FED | E | 38377YWD8 | GINNIE MAE CMO SERIES 2011-140 | 2,000,000.00 | mo1 | 16 | AFS | .00 | 574.14 |
| 02/01/20 | | int | 220 | 209001907 | 2.00000 | 08/16/2039 | b N | | 574.14 | |
| Total for Location: FED Payable 02/01/2020 | | | | | | | | | .00 | 3,314.48 |
| Interest Paid | | | | | | | | | 3,314.48 | |
| Interest Capitalized | | | | | | | | | .00 | |
| Total for Pay Date: 02/01/2020 | | | | | | | | | 300,000.00 | 346,996.13 |
| Interest Paid | | | | | | | | | 46,996.13 | |
| Interest Capitalized | | | | | | | | | .00 | |
| | | | | | | | | | AFS | .00 |
| Interest Paid | | | | | | | | | 36,776.92 | 36,776.92 |
| Interest Capitalized | | | | | | | | | .00 | |
| | | | | | | | | | HTM | 300,000.00 |
| Interest Paid | | | | | | | | | 10,219.21 | 310,219.21 |
| Interest Capitalized | | | | | | | | | .00 | |
| 02/03/20 | BBW | E | 38148PGM3 | GOLDMAN SACHS BANK USA | 249,000.00 | fa3 | | AFS | .00 | 2,384.94 |
| 02/03/20 | | int | 500 | 198048644 | 1.90000 | 08/03/2023 | h N | | 2,384.94 | |
| Total for Location: BBW Payable 02/03/2020 | | | | | | | | | .00 | 2,384.94 |
| Interest Paid | | | | | | | | | 2,384.94 | |
| Interest Capitalized | | | | | | | | | .00 | |
| Total for Pay Date: 02/03/2020 | | | | | | | | | .00 | 2,384.94 |
| Interest Paid | | | | | | | | | 2,384.94 | |
| Interest Capitalized | | | | | | | | | .00 | |
| 02/18/20 | BBW | E | 912828V98 | US TREASURY NOTE | 500,000.00 | fa15 | | AFS | .00 | 5,625.00 |
| 02/15/20 | | int | 100 | 198063342 | 2.25000 | 02/15/2027 | g N | | 5,625.00 | |
| Total for Location: BBW Payable 02/15/2020 | | | | | | | | | .00 | 5,625.00 |
| Interest Paid | | | | | | | | | 5,625.00 | |
| Interest Capitalized | | | | | | | | | .00 | |



Interest and Principal Projection

SAMPLE PORTFOLIO
CITY, WI

InTrader (receive)
For the period: 01/01/2020
Through: 02/29/2020
1999 199999

| Receive Dt | SK Loc | RgTyp | Cusip/Sec ID | Description | Original Face | Schd | Dly | Int | Prin Amt Due | Total Due |
|---|--------|-------|--------------|--------------------------------|---------------|------------|-----------|-----|--------------|-----------|
| Payable Dt | Pledge | TrTyp | Grp | Ticket | Rate | Maturity | Clc / Cap | P I | Int Amt Due | |
| Call Information within the reporting period | | | | | | | | | | |
| Total for Pay Date: 02/15/2020 | | | | | | | | | .00 | 5,625.00 |
| Interest Paid | | | | | | | | | 5,625.00 | |
| Interest Capitalized | | | | | | | | | .00 | |
| 02/18/20 | BBW | E | 38373VY46 | GINNIE MAE CMO SERIES 2002-77 | 1,000,000.00 | mo16 | | AFS | .00 | 33.84 |
| 02/16/20 | | int | 220 | 160029753 | 2.21975 | 11/16/2032 | b N | | 33.84 | |
| 02/18/20 | BBW | E | 38373VY46 | GINNIE MAE CMO SERIES 2002-77 | 1,000,000.00 | mo16 | | AFS | .00 | 33.84 |
| 02/16/20 | | int | 220 | 198051872 | 2.21975 | 11/16/2032 | b N | | 33.84 | |
| Total for Location: BBW Payable 02/16/2020 | | | | | | | | | .00 | 67.68 |
| Interest Paid | | | | | | | | | 67.68 | |
| Interest Capitalized | | | | | | | | | .00 | |
| Total for Pay Date: 02/16/2020 | | | | | | | | | .00 | 67.68 |
| Interest Paid | | | | | | | | | 67.68 | |
| Interest Capitalized | | | | | | | | | .00 | |
| | | | | | | | | | | |
| | | | | | | | | | AFS | .00 |
| Interest Paid | | | | | | | | | 67.68 | 67.68 |
| Interest Capitalized | | | | | | | | | .00 | |
| 02/18/20 | BBW | E | 87165ELR6 | SYNCHRONY BANK | 245,000.00 | fa17 | | AFS | .00 | 3,087.67 |
| 02/17/20 | | int | 500 | 198030555 | 2.50000 | 02/20/2024 | h N | | 3,087.67 | |
| Total for Location: BBW Payable 02/17/2020 | | | | | | | | | .00 | 3,087.67 |
| Interest Paid | | | | | | | | | 3,087.67 | |
| Interest Capitalized | | | | | | | | | .00 | |
| Total for Pay Date: 02/17/2020 | | | | | | | | | .00 | 3,087.67 |
| Interest Paid | | | | | | | | | 3,087.67 | |
| Interest Capitalized | | | | | | | | | .00 | |
| 02/24/20 | BBW | E | 3134G94U8 | FREDDIE MAC | 750,000.00 | fa24 | | AFS | .00 | 7,500.00 |
| 02/24/20 | | int | 230 | 160052192 | 2.00000 | 08/24/2026 | b N | | 7,500.00 | |
| Recur 2/24/2020 at 100.00000000 | | | | | | | | | | |
| 02/24/20 | BBW | E | 38148PBG1 | GOLDMAN SACHS BANK | 100,000.00 | fa24 | | AFS | .00 | 957.81 |
| 02/24/20 | | int | 500 | 198030054 | 1.90000 | 02/24/2022 | h N | | 957.81 | |
| Total for Location: BBW Payable 02/24/2020 | | | | | | | | | .00 | 8,457.81 |
| Interest Paid | | | | | | | | | 8,457.81 | |
| Interest Capitalized | | | | | | | | | .00 | |
| Total for Pay Date: 02/24/2020 | | | | | | | | | .00 | 8,457.81 |
| Interest Paid | | | | | | | | | 8,457.81 | |
| Interest Capitalized | | | | | | | | | .00 | |
| | | | | | | | | | | |
| | | | | | | | | | AFS | .00 |
| Interest Paid | | | | | | | | | 8,457.81 | 8,457.81 |
| Interest Capitalized | | | | | | | | | .00 | |
| 02/25/20 | BBW | E | 3136A2EW9 | FANNIE MAE CMO SERIES 2011-113 | 700,000.00 | mo25 | | AFS | .00 | 187.44 |
| 02/25/20 | | int | 220 | 160037186 | 2.04200 | 11/25/2026 | b N | | 187.44 | |



Interest and Principal Projection

SAMPLE PORTFOLIO
CITY, WI

InTrader (receive)
For the period: 01/01/2020
Through: 02/29/2020
1999 199999

| Receive Dt | SK Loc | RgTyp | Cusip/Sec ID | Description | Original Face | Schd | Dly | Int | Prin Amt Due | Total Due |
|---|--------|-------|--------------|-------------------------------|---------------|------------|-----------|-----|--------------|-----------------|
| Payable Dt | Pledge | TrTyp | Grp | Ticket | Rate | Maturity | Clc / Cap | P I | Int Amt Due | |
| Call Information within the reporting period | | | | | | | | | | |
| 02/25/20 | BBW | E | 3136ATX33 | FANNIE MAE ACES CMO SERIES | 1,000,000.00 | mo25 | | AFS | .00 | 1,958.58 |
| 02/25/20 | | int | 220 | 159004261 | 2.40560 | 08/25/2028 | | | 1,958.58 | |
| 02/25/20 | BBW | E | 31394CGV8 | FANNIE MAE CMO SERIES 2005-13 | 4,289,153.00 | mo25 | | AFS | .00 | 159.38 |
| 02/25/20 | | int | 220 | 159000664 | 2.19200 | 03/25/2035 | | | 159.38 | |
| Total for Location: BBW Payable 02/25/2020 | | | | | | | | | .00 | 2,305.40 |
| Interest Paid | | | | | | | | | 2,305.40 | |
| Interest Capitalized | | | | | | | | | .00 | |
| Total for Pay Date: 02/25/2020 | | | | | | | | | .00 | 2,305.40 |
| Interest Paid | | | | | | | | | 2,305.40 | |
| Interest Capitalized | | | | | | | | | .00 | |
| | | | | | | | | | | |
| Interest Paid | | | | | | | | | AFS | 2,305.40 |
| Interest Capitalized | | | | | | | | | .00 | .00 |
| 02/28/20 | BBW | E | 38141EB81 | GOLDMAN SACHS GROUP INC | 900,000.00 | fq29 | | AFS | .00 | 7,993.78 |
| 02/28/20 | | int | 420 | 160039058 | 3.51375 | 11/29/2023 | | | 7,993.78 | |
| Total for Location: BBW Payable 02/28/2020 | | | | | | | | | .00 | 7,993.78 |
| Interest Paid | | | | | | | | | 7,993.78 | |
| Interest Capitalized | | | | | | | | | .00 | |
| Total for Pay Date: 02/28/2020 | | | | | | | | | .00 | 7,993.78 |
| Interest Paid | | | | | | | | | 7,993.78 | |
| Interest Capitalized | | | | | | | | | .00 | |
| 03/02/20 | BBW | E | 9497486H5 | WELLS FARGO BANK NA | 249,000.00 | mo30 | | AFS | .00 | 327.45 |
| 02/29/20 | | int | 500 | 198048643 | 1.60000 | 06/30/2021 | | | 327.45 | |
| 03/02/20 | BBW | E | 949763AM8 | WELLS FARGO BANK NA | 245,000.00 | mo31 | | AFS | .00 | 311.45 |
| 02/29/20 | 1234 | int | 500 | 159004238 | 1.60000 | 08/31/2021 | | | 311.45 | |
| Total for Location: BBW Payable 02/29/2020 | | | | | | | | | .00 | 638.90 |
| Interest Paid | | | | | | | | | 638.90 | |
| Interest Capitalized | | | | | | | | | .00 | |
| 03/02/20 | ISS | E | 061785CM1 | BANK OF DEERFIELD | 250,000.00 | mo30 | | HTM | .00 | 452.05 |
| 02/29/20 | | int | 500 | 160038205 | 2.20000 | 09/30/2020 | | | 452.05 | |
| Total for Location: ISS Payable 02/29/2020 | | | | | | | | | .00 | 452.05 |
| Interest Paid | | | | | | | | | 452.05 | |
| Interest Capitalized | | | | | | | | | .00 | |
| Total for Pay Date: 02/29/2020 | | | | | | | | | .00 | 1,090.95 |
| Interest Paid | | | | | | | | | 1,090.95 | |
| Interest Capitalized | | | | | | | | | .00 | |
| | | | | | | | | | | |
| Interest Paid | | | | | | | | | AFS | .00 |
| Interest Capitalized | | | | | | | | | 638.90 | .00 |



Interest and Principal Projection

SAMPLE PORTFOLIO

CITY, WI

InTrader (receive)

For the period: 01/01/2020

Through: 02/29/2020

1999 199999

| | | | |
|----------------------|-----|--------|--------|
| | HTM | .00 | 452.05 |
| Interest Paid | | 452.05 | |
| Interest Capitalized | | .00 | |

Interest and Principal Projection

SAMPLE PORTFOLIO

CITY, WI

InTrader (receive)

For the period: 01/01/2020

Through: 02/29/2020

1999 199999

| Month/Year | Grp | Prin Amt Due | Int Amt Due | Total Amt Due | Capitalized Interest |
|--------------------|-----|--------------|------------------|------------------|----------------------|
| January, 2020 | 100 | .00 | 6,250.00 | 6,250.00 | .00 |
| | AFS | .00 | 6,250.00 | 6,250.00 | .00 |
| | 200 | .00 | 14,359.22 | 14,359.22 | .00 |
| | AFS | .00 | 13,752.49 | 13,752.49 | .00 |
| | HTM | .00 | 606.73 | 606.73 | .00 |
| | 220 | .00 | 22,814.33 | 22,814.33 | .00 |
| | AFS | .00 | 22,814.33 | 22,814.33 | .00 |
| | 230 | .00 | 2,583.18 | 2,583.18 | .00 |
| | AFS | .00 | 2,583.18 | 2,583.18 | .00 |
| | 300 | .00 | 3,975.00 | 3,975.00 | .00 |
| | AFS | .00 | 3,975.00 | 3,975.00 | .00 |
| | 500 | .00 | 7,089.44 | 7,089.44 | .00 |
| AFS | .00 | 4,747.03 | 4,747.03 | .00 | |
| HTM | .00 | 2,342.41 | 2,342.41 | .00 | |
| Total Month | | .00 | 57,071.17 | 57,071.17 | .00 |

| Month/Year | Grp | Prin Amt Due | Int Amt Due | Total Amt Due | Capitalized Interest |
|--------------------|-----|-------------------|------------------|-------------------|----------------------|
| February, 2020 | 100 | .00 | 5,625.00 | 5,625.00 | .00 |
| | AFS | .00 | 5,625.00 | 5,625.00 | .00 |
| | 200 | .00 | 14,359.22 | 14,359.22 | .00 |
| | AFS | .00 | 13,752.49 | 13,752.49 | .00 |
| | HTM | .00 | 606.73 | 606.73 | .00 |
| | 220 | .00 | 22,814.33 | 22,814.33 | .00 |
| | AFS | .00 | 22,814.33 | 22,814.33 | .00 |
| | 230 | .00 | 10,083.18 | 10,083.18 | .00 |
| | AFS | .00 | 10,083.18 | 10,083.18 | .00 |
| | 300 | 300,000.00 | 1,725.00 | 301,725.00 | .00 |
| | HTM | 300,000.00 | 1,725.00 | 301,725.00 | .00 |
| | 311 | .00 | 3,750.00 | 3,750.00 | .00 |
| | HTM | .00 | 3,750.00 | 3,750.00 | .00 |
| | 420 | .00 | 7,993.78 | 7,993.78 | .00 |
| | AFS | .00 | 7,993.78 | 7,993.78 | .00 |
| | 500 | .00 | 11,658.85 | 11,658.85 | .00 |
| | AFS | .00 | 7,069.32 | 7,069.32 | .00 |
| HTM | .00 | 4,589.53 | 4,589.53 | .00 | |
| Total Month | | 300,000.00 | 78,009.36 | 378,009.36 | .00 |



Interest and Principal Projection

SAMPLE PORTFOLIO

CITY, WI

InTrader (receive)

For the period: 01/01/2020

Through: 02/29/2020

1999 199999

| Month/Year | Grp | Prin Amt Due | Int Amt Due | Total Amt Due | Capitalized Interest |
|------------|-----|--------------|-------------|---------------|----------------------|
|------------|-----|--------------|-------------|---------------|----------------------|



This page intentionally left blank

Ten Year Cash Flow Projection

SAMPLE PORTFOLIO
CITY, WI

InTrader (cashflow)

Last: 11/30/2019

As-of: 12/31/2019

1999 199999

| Cat-cd: 100 GOVERNMENT TREASURIES | Interest | Called/Put Matured | Potential Calls | Projected Paydowns | Total Prin Rcvd | Pct | *-- wghtd - avg - yields --* | | |
|--------------------------------------|----------------|-----------------------|--------------------|-----------------------|--------------------|--------------|------------------------------|--------------|--------|
| | | | | | | | Purch | Tax Eq | Cash F |
| 2020 -January | 6,250 | 0 | 0 | 0 | 0 | 0.00 | | | |
| 2020 -February | 5,625 | 0 | 0 | 0 | 0 | 0.00 | | | |
| 2020 -June | 6,250 | 0 | 0 | 0 | 0 | 0.00 | | | |
| 2020 -July | 6,250 | 0 | 0 | 0 | 0 | 0.00 | | | |
| 2020 -August | 5,625 | 0 | 0 | 0 | 0 | 0.00 | | | |
| 2020 -December | 6,250 | 500,000 | 0 | 0 | 500,000 | 100.00 | 1.794 | 1.795 | |
| 2020 Remaining Total | 36,250 | 500,000 | 0 | 0 | 500,000 | 33.33 | 1.794 | 1.795 | |
| 2021 -January | 6,250 | 0 | 0 | 0 | 0 | 0.00 | | | |
| 2021 -February | 5,625 | 0 | 0 | 0 | 0 | 0.00 | | | |
| 2021 -July | 6,250 | 0 | 0 | 0 | 0 | 0.00 | | | |
| 2021 -August | 5,625 | 0 | 0 | 0 | 0 | 0.00 | | | |
| 2021 Total | 23,750 | 0 | 0 | 0 | 0 | 0.00 | | | |
| 2022 -January | 6,250 | 0 | 0 | 0 | 0 | 0.00 | | | |
| 2022 -February | 5,625 | 0 | 0 | 0 | 0 | 0.00 | | | |
| 2022 -July | 6,250 | 0 | 0 | 0 | 0 | 0.00 | | | |
| 2022 -August | 5,625 | 0 | 0 | 0 | 0 | 0.00 | | | |
| 2022 Total | 23,750 | 0 | 0 | 0 | 0 | 0.00 | | | |
| 2023 -January | 6,250 | 0 | 0 | 0 | 0 | 0.00 | | | |
| 2023 -February | 5,625 | 0 | 0 | 0 | 0 | 0.00 | | | |
| 2023 -July | 6,250 | 0 | 0 | 0 | 0 | 0.00 | | | |
| 2023 -August | 5,625 | 0 | 0 | 0 | 0 | 0.00 | | | |
| 2023 Total | 23,750 | 0 | 0 | 0 | 0 | 0.00 | | | |
| 2024 -January | 6,250 | 0 | 0 | 0 | 0 | 0.00 | | | |
| 2024 -February | 5,625 | 0 | 0 | 0 | 0 | 0.00 | | | |
| 2024 -July | 6,250 | 0 | 0 | 0 | 0 | 0.00 | | | |
| 2024 -August | 5,625 | 0 | 0 | 0 | 0 | 0.00 | | | |
| 2024 Total | 23,750 | 0 | 0 | 0 | 0 | 0.00 | | | |
| 2025 -January | 6,250 | 500,000 | 0 | 0 | 500,000 | 100.00 | 2.292 | 2.293 | |
| 2025 -February | 5,625 | 0 | 0 | 0 | 0 | 0.00 | | | |
| 2025 -August | 5,625 | 0 | 0 | 0 | 0 | 0.00 | | | |
| 2025 Total | 17,500 | 500,000 | 0 | 0 | 500,000 | 33.33 | 2.292 | 2.293 | |
| 2026 | 11,250 | 0 | 0 | 0 | 0 | 0.00 | | | |
| 2027 | 5,625 | 500,000 | 0 | 0 | 500,000 | 33.33 | 2.174 | 2.174 | |
| Group Total | 165,625 | 1,500,000 | 0 | 0 | 1,500,000 | 4.82 | 2.087 | 2.087 | |



Ten Year Cash Flow Projection

SAMPLE PORTFOLIO
CITY, WI

InTrader (cashflow)

Last: 11/30/2019

As-of: 12/31/2019

1999 199999

| Cat-cd: 200 | Interest | Called/Put Matured | Potential Calls | Projected Paydowns | Total Prin Rcvd | Pct | *-- wghtd - avg - yields --* | | |
|-----------------------------|----------------|-----------------------|--------------------|-----------------------|--------------------|--------------|------------------------------|--------|--------------|
| GOVERNMENT ABS/MBS | | | | | | | Purch | Tax Eq | Cash F |
| 2020 -January | 14,272 | 0 | 0 | 136,541 | 136,541 | 9.14 | | | 2.555 |
| 2020 -February | 13,933 | 0 | 0 | 134,216 | 134,216 | 8.98 | | | 2.555 |
| 2020 -March | 13,600 | 0 | 0 | 131,934 | 131,934 | 8.83 | | | 2.555 |
| 2020 -April | 13,272 | 0 | 0 | 129,695 | 129,695 | 8.68 | | | 2.555 |
| 2020 -May | 12,949 | 0 | 0 | 127,496 | 127,496 | 8.53 | | | 2.555 |
| 2020 -June | 12,632 | 0 | 0 | 125,338 | 125,338 | 8.39 | | | 2.555 |
| 2020 -July | 12,321 | 0 | 0 | 123,220 | 123,220 | 8.25 | | | 2.555 |
| 2020 -August | 12,014 | 0 | 0 | 121,140 | 121,140 | 8.11 | | | 2.555 |
| 2020 -September | 11,713 | 0 | 0 | 119,099 | 119,099 | 7.97 | | | 2.555 |
| 2020 -October | 11,417 | 0 | 0 | 117,096 | 117,096 | 7.84 | | | 2.555 |
| 2020 -November | 11,126 | 0 | 0 | 115,130 | 115,130 | 7.71 | | | 2.556 |
| 2020 -December | 10,840 | 0 | 0 | 113,200 | 113,200 | 7.58 | | | 2.556 |
| 2020 Remaining Total | 150,090 | 0 | 0 | 1,494,106 | 1,494,106 | 26.38 | | | 2.555 |
| 2021 -January | 10,559 | 0 | 0 | 111,306 | 111,306 | 9.12 | | | 2.556 |
| 2021 -February | 10,282 | 0 | 0 | 109,447 | 109,447 | 8.97 | | | 2.556 |
| 2021 -March | 10,010 | 0 | 0 | 107,622 | 107,622 | 8.82 | | | 2.557 |
| 2021 -April | 9,742 | 0 | 0 | 105,831 | 105,831 | 8.67 | | | 2.557 |
| 2021 -May | 9,479 | 0 | 0 | 104,073 | 104,073 | 8.53 | | | 2.558 |
| 2021 -June | 9,220 | 0 | 0 | 102,348 | 102,348 | 8.39 | | | 2.558 |
| 2021 -July | 8,966 | 0 | 0 | 100,655 | 100,655 | 8.25 | | | 2.559 |
| 2021 -August | 8,715 | 0 | 0 | 98,993 | 98,993 | 8.11 | | | 2.560 |
| 2021 -September | 8,469 | 0 | 0 | 97,362 | 97,362 | 7.98 | | | 2.560 |
| 2021 -October | 8,227 | 0 | 0 | 95,762 | 95,762 | 7.85 | | | 2.561 |
| 2021 -November | 7,989 | 0 | 0 | 94,191 | 94,191 | 7.72 | | | 2.562 |
| 2021 -December | 7,754 | 0 | 0 | 92,650 | 92,650 | 7.59 | | | 2.563 |
| 2021 Total | 109,411 | 0 | 0 | 1,220,239 | 1,220,239 | 21.55 | | | 2.559 |
| 2022 -January | 7,524 | 0 | 0 | 91,137 | 91,137 | 9.10 | | | 2.564 |
| 2022 -February | 7,297 | 0 | 0 | 89,653 | 89,653 | 8.95 | | | 2.565 |
| 2022 -March | 7,074 | 0 | 0 | 88,197 | 88,197 | 8.81 | | | 2.567 |
| 2022 -April | 6,854 | 0 | 0 | 86,767 | 86,767 | 8.66 | | | 2.568 |
| 2022 -May | 6,638 | 0 | 0 | 85,365 | 85,365 | 8.52 | | | 2.570 |
| 2022 -June | 6,426 | 0 | 0 | 83,989 | 83,989 | 8.39 | | | 2.571 |
| 2022 -July | 6,216 | 0 | 0 | 82,639 | 82,639 | 8.25 | | | 2.573 |
| 2022 -August | 6,011 | 0 | 0 | 81,314 | 81,314 | 8.12 | | | 2.575 |
| 2022 -September | 5,808 | 0 | 0 | 80,014 | 80,014 | 7.99 | | | 2.577 |
| 2022 -October | 5,609 | 0 | 0 | 78,738 | 78,738 | 7.86 | | | 2.579 |
| 2022 -November | 5,413 | 0 | 0 | 77,487 | 77,487 | 7.74 | | | 2.582 |
| 2022 -December | 5,219 | 0 | 0 | 76,259 | 76,259 | 7.61 | | | 2.585 |
| 2022 Total | 76,088 | 0 | 0 | 1,001,559 | 1,001,559 | 17.69 | | | 2.572 |
| 2023 -January | 5,030 | 0 | 0 | 75,055 | 75,055 | 9.17 | | | 2.588 |
| 2023 -February | 4,842 | 0 | 0 | 73,873 | 73,873 | 9.02 | | | 2.591 |
| 2023 -March | 4,658 | 0 | 0 | 72,714 | 72,714 | 8.88 | | | 2.594 |
| 2023 -April | 4,477 | 0 | 0 | 71,577 | 71,577 | 8.74 | | | 2.598 |
| 2023 -May | 4,298 | 0 | 0 | 70,461 | 70,461 | 8.61 | | | 2.602 |



Ten Year Cash Flow Projection

SAMPLE PORTFOLIO
CITY, WI

InTrader (cashflow)

Last: 11/30/2019

As-of: 12/31/2019

1999 199999

| Cat-cd: 200 | Interest | Called/Put Matured | Potential Calls | Projected Paydowns | Total Prin Rcvd | Pct | *-- wghtd - avg - yields --* | | |
|------------------------|----------------|-----------------------|--------------------|-----------------------|--------------------|--------------|------------------------------|--------|--------------|
| GOVERNMENT ABS/MBS | | | | | | | Purch | Tax Eq | Cash F |
| 2023 -June | 4,123 | 0 | 0 | 69,367 | 69,367 | 8.47 | | | 2.607 |
| 2023 -July | 3,950 | 0 | 0 | 68,294 | 68,294 | 8.34 | | | 2.612 |
| 2023 -August | 3,779 | 0 | 0 | 67,241 | 67,241 | 8.21 | | | 2.617 |
| 2023 -September | 3,611 | 0 | 0 | 66,209 | 66,209 | 8.09 | | | 2.623 |
| 2023 -October | 3,446 | 0 | 0 | 62,149 | 62,149 | 7.59 | | | 2.628 |
| 2023 -November | 3,288 | 0 | 0 | 61,255 | 61,255 | 7.48 | | | 2.634 |
| 2023 -December | 3,133 | 0 | 0 | 60,378 | 60,378 | 7.38 | | | 2.640 |
| 2023 Total | 48,634 | 0 | 0 | 818,574 | 818,574 | 14.45 | | | 2.608 |
| 2024 -January | 2,980 | 0 | 0 | 59,517 | 59,517 | 10.75 | | | 2.647 |
| 2024 -February | 2,829 | 0 | 0 | 58,672 | 58,672 | 10.60 | | | 2.655 |
| 2024 -March | 2,680 | 0 | 0 | 46,354 | 46,354 | 8.38 | | | 2.659 |
| 2024 -April | 2,553 | 794 | 0 | 45,029 | 45,823 | 8.28 | | | 2.777 |
| 2024 -May | 2,434 | 0 | 0 | 44,530 | 44,530 | 8.05 | | | 2.670 |
| 2024 -June | 2,317 | 0 | 0 | 44,041 | 44,041 | 7.96 | | | 2.677 |
| 2024 -July | 2,201 | 0 | 0 | 43,561 | 43,561 | 7.87 | | | 2.686 |
| 2024 -August | 2,087 | 0 | 0 | 43,091 | 43,091 | 7.79 | | | 2.695 |
| 2024 -September | 1,973 | 0 | 0 | 42,629 | 42,629 | 7.70 | | | 2.705 |
| 2024 -October | 1,861 | 0 | 0 | 42,177 | 42,177 | 7.62 | | | 2.717 |
| 2024 -November | 1,751 | 0 | 0 | 41,733 | 41,733 | 7.54 | | | 2.731 |
| 2024 -December | 1,641 | 0 | 0 | 41,297 | 41,297 | 7.46 | | | 2.747 |
| 2024 Total | 27,306 | 794 | 0 | 552,631 | 553,425 | 9.77 | | | 2.694 |
| 2025 -January | 1,533 | 0 | 0 | 40,870 | 40,870 | 11.91 | | | 2.765 |
| 2025 -February | 1,425 | 0 | 0 | 40,451 | 40,451 | 11.79 | | | 2.787 |
| 2025 -March | 1,319 | 0 | 0 | 38,400 | 38,400 | 11.19 | | | 2.813 |
| 2025 -April | 1,220 | 0 | 0 | 38,059 | 38,059 | 11.09 | | | 2.844 |
| 2025 -May | 1,121 | 0 | 0 | 37,724 | 37,724 | 11.00 | | | 2.882 |
| 2025 -June | 1,024 | 0 | 0 | 37,396 | 37,396 | 10.90 | | | 2.928 |
| 2025 -July | 927 | 0 | 0 | 19,647 | 19,647 | 5.73 | | | 2.940 |
| 2025 -August | 875 | 0 | 0 | 19,279 | 19,279 | 5.62 | | | 2.954 |
| 2025 -September | 825 | 0 | 0 | 18,916 | 18,916 | 5.51 | | | 2.969 |
| 2025 -October | 775 | 0 | 0 | 17,776 | 17,776 | 5.18 | | | 2.987 |
| 2025 -November | 729 | 0 | 0 | 17,440 | 17,440 | 5.08 | | | 3.007 |
| 2025 -December | 684 | 0 | 0 | 17,109 | 17,109 | 4.99 | | | 3.029 |
| 2025 Total | 12,458 | 0 | 0 | 343,067 | 343,067 | 6.06 | | | 2.886 |
| 2026 | 6,094 | 0 | 0 | 107,729 | 107,729 | 1.90 | | | 3.186 |
| 2027 | 3,732 | 0 | 0 | 47,902 | 47,902 | 0.85 | | | 3.665 |
| 2028 | 2,840 | 0 | 0 | 16,622 | 16,622 | 0.29 | | | 3.819 |
| 2029 | 2,311 | 0 | 0 | 10,491 | 10,491 | 0.19 | | | 3.842 |
| 2030 And Beyond | 7,513 | 198 | 0 | 49,404 | 49,602 | 0.88 | | | 3.818 |
| Group Total | 446,478 | 992 | 0 | 5,662,324 | 5,663,316 | 18.21 | | | 2.624 |



Ten Year Cash Flow Projection

SAMPLE PORTFOLIO
CITY, WI

InTrader (cashflow)

Last: 11/30/2019

As-of: 12/31/2019

1999 199999

| Cat-cd: 220 | | Called/Put | Potential | Projected | Total Prin | | *-- wghtd - avg - yields --* | | |
|-----------------------------|----------------|--------------|-----------|------------------|------------------|--------------|------------------------------|--------|--------------|
| GOVERNMENT CMO/REMIC | Interest | Matured | Calls | Paydowns | Rcvd | Pct | Purch | Tax Eq | Cash F |
| 2020 -January | 22,755 | 0 | 0 | 252,125 | 252,125 | 8.33 | | | 2.502 |
| 2020 -February | 22,173 | 0 | 0 | 252,125 | 252,125 | 8.33 | | | 2.505 |
| 2020 -March | 21,591 | 0 | 0 | 252,125 | 252,125 | 8.33 | | | 2.508 |
| 2020 -April | 21,010 | 0 | 0 | 252,125 | 252,125 | 8.33 | | | 2.511 |
| 2020 -May | 20,428 | 0 | 0 | 252,125 | 252,125 | 8.33 | | | 2.515 |
| 2020 -June | 19,847 | 0 | 0 | 252,125 | 252,125 | 8.33 | | | 2.519 |
| 2020 -July | 19,265 | 0 | 0 | 252,125 | 252,125 | 8.33 | | | 2.523 |
| 2020 -August | 18,683 | 0 | 0 | 252,125 | 252,125 | 8.33 | | | 2.527 |
| 2020 -September | 18,102 | 0 | 0 | 252,125 | 252,125 | 8.33 | | | 2.532 |
| 2020 -October | 17,520 | 0 | 0 | 252,125 | 252,125 | 8.33 | | | 2.537 |
| 2020 -November | 16,938 | 0 | 0 | 252,125 | 252,125 | 8.33 | | | 2.542 |
| 2020 -December | 16,357 | 0 | 0 | 252,125 | 252,125 | 8.33 | | | 2.548 |
| 2020 Remaining Total | 234,669 | 0 | 0 | 3,025,506 | 3,025,506 | 30.50 | | | 2.521 |
| 2021 -January | 15,775 | 0 | 0 | 252,125 | 252,125 | 8.33 | | | 2.554 |
| 2021 -February | 15,194 | 0 | 0 | 252,125 | 252,125 | 8.33 | | | 2.560 |
| 2021 -March | 14,612 | 0 | 0 | 252,125 | 252,125 | 8.33 | | | 2.567 |
| 2021 -April | 14,031 | 0 | 0 | 252,125 | 252,125 | 8.33 | | | 2.575 |
| 2021 -May | 13,449 | 0 | 0 | 252,125 | 252,125 | 8.33 | | | 2.583 |
| 2021 -June | 12,867 | 0 | 0 | 252,125 | 252,125 | 8.33 | | | 2.593 |
| 2021 -July | 12,286 | 0 | 0 | 252,125 | 252,125 | 8.33 | | | 2.603 |
| 2021 -August | 11,704 | 0 | 0 | 252,125 | 252,125 | 8.33 | | | 2.614 |
| 2021 -September | 11,123 | 0 | 0 | 252,125 | 252,125 | 8.33 | | | 2.626 |
| 2021 -October | 10,541 | 0 | 0 | 252,125 | 252,125 | 8.33 | | | 2.640 |
| 2021 -November | 9,959 | 0 | 0 | 252,125 | 252,125 | 8.33 | | | 2.655 |
| 2021 -December | 9,378 | 0 | 0 | 252,125 | 252,125 | 8.33 | | | 2.673 |
| 2021 Total | 150,919 | 0 | 0 | 3,025,506 | 3,025,506 | 30.50 | | | 2.598 |
| 2022 -January | 8,796 | 0 | 0 | 57,844 | 57,844 | 8.44 | | | 2.677 |
| 2022 -February | 8,680 | 0 | 0 | 57,844 | 57,844 | 8.44 | | | 2.682 |
| 2022 -March | 8,563 | 0 | 0 | 57,844 | 57,844 | 8.44 | | | 2.687 |
| 2022 -April | 8,447 | 0 | 0 | 57,844 | 57,844 | 8.44 | | | 2.692 |
| 2022 -May | 8,330 | 0 | 0 | 57,844 | 57,844 | 8.44 | | | 2.697 |
| 2022 -June | 8,214 | 0 | 0 | 57,844 | 57,844 | 8.44 | | | 2.702 |
| 2022 -July | 8,097 | 0 | 0 | 57,844 | 57,844 | 8.44 | | | 2.708 |
| 2022 -August | 7,981 | 0 | 0 | 57,844 | 57,844 | 8.44 | | | 2.714 |
| 2022 -September | 7,865 | 0 | 0 | 57,844 | 57,844 | 8.44 | | | 2.720 |
| 2022 -October | 7,739 | 4,442 | 0 | 53,402 | 57,844 | 8.44 | | | 2.705 |
| 2022 -November | 7,632 | 0 | 0 | 53,402 | 53,402 | 7.79 | | | 2.731 |
| 2022 -December | 7,525 | 0 | 0 | 53,402 | 53,402 | 7.79 | | | 2.737 |
| 2022 Total | 97,868 | 4,442 | 0 | 680,805 | 685,247 | 6.91 | | | 2.703 |
| 2023 -January | 7,418 | 0 | 0 | 43,833 | 43,833 | 10.61 | | | 2.741 |
| 2023 -February | 7,327 | 0 | 0 | 43,833 | 43,833 | 10.61 | | | 2.745 |
| 2023 -March | 7,236 | 0 | 0 | 43,833 | 43,833 | 10.61 | | | 2.749 |
| 2023 -April | 7,130 | 6,840 | 0 | 36,993 | 43,833 | 10.61 | | | 2.734 |
| 2023 -May | 7,054 | 0 | 0 | 34,993 | 34,993 | 8.47 | | | 2.757 |



Ten Year Cash Flow Projection

SAMPLE PORTFOLIO
CITY, WI

InTrader (cashflow)

Last: 11/30/2019

As-of: 12/31/2019

1999 199999

| Cat-cd: 220 | | Called/Put | Potential | Projected | Total Prin | | *- wghtd - avg - yields -* | | |
|------------------------|------------------|---------------|-----------|------------------|------------------|--------------|----------------------------|--------|--------------|
| GOVERNMENT CMO/REMIC | Interest | Matured | Calls | Paydowns | Rcvd | Pct | Purch | Tax Eq | Cash F |
| 2023 -June | 6,985 | 0 | 0 | 34,993 | 34,993 | 8.47 | | | 2.762 |
| 2023 -July | 6,916 | 0 | 0 | 34,993 | 34,993 | 8.47 | | | 2.766 |
| 2023 -August | 6,848 | 0 | 0 | 34,993 | 34,993 | 8.47 | | | 2.771 |
| 2023 -September | 6,779 | 0 | 0 | 34,993 | 34,993 | 8.47 | | | 2.776 |
| 2023 -October | 6,710 | 0 | 0 | 20,960 | 20,960 | 5.07 | | | 2.778 |
| 2023 -November | 6,667 | 0 | 0 | 20,960 | 20,960 | 5.07 | | | 2.781 |
| 2023 -December | 6,624 | 0 | 0 | 20,960 | 20,960 | 5.07 | | | 2.783 |
| 2023 Total | 83,694 | 6,840 | 0 | 406,338 | 413,179 | 4.17 | | | 2.761 |
| 2024 -January | 6,581 | 0 | 0 | 20,960 | 20,960 | 8.33 | | | 2.786 |
| 2024 -February | 6,537 | 0 | 0 | 20,960 | 20,960 | 8.33 | | | 2.789 |
| 2024 -March | 6,494 | 0 | 0 | 20,960 | 20,960 | 8.33 | | | 2.791 |
| 2024 -April | 6,451 | 0 | 0 | 20,960 | 20,960 | 8.33 | | | 2.794 |
| 2024 -May | 6,408 | 0 | 0 | 20,960 | 20,960 | 8.33 | | | 2.797 |
| 2024 -June | 6,365 | 0 | 0 | 20,960 | 20,960 | 8.33 | | | 2.800 |
| 2024 -July | 6,322 | 0 | 0 | 20,960 | 20,960 | 8.33 | | | 2.802 |
| 2024 -August | 6,279 | 0 | 0 | 20,960 | 20,960 | 8.33 | | | 2.805 |
| 2024 -September | 6,236 | 0 | 0 | 20,960 | 20,960 | 8.33 | | | 2.808 |
| 2024 -October | 6,192 | 0 | 0 | 20,960 | 20,960 | 8.33 | | | 2.811 |
| 2024 -November | 6,149 | 0 | 0 | 20,960 | 20,960 | 8.33 | | | 2.814 |
| 2024 -December | 6,106 | 0 | 0 | 20,960 | 20,960 | 8.33 | | | 2.818 |
| 2024 Total | 76,120 | 0 | 0 | 251,515 | 251,515 | 2.54 | | | 2.801 |
| 2025 -January | 6,063 | 0 | 0 | 20,960 | 20,960 | 10.01 | | | 2.821 |
| 2025 -February | 6,017 | 0 | 0 | 19,154 | 19,154 | 9.15 | | | 2.823 |
| 2025 -March | 5,977 | 0 | 0 | 16,925 | 16,925 | 8.08 | | | 2.825 |
| 2025 -April | 5,939 | 0 | 0 | 16,925 | 16,925 | 8.08 | | | 2.826 |
| 2025 -May | 5,902 | 0 | 0 | 16,925 | 16,925 | 8.08 | | | 2.828 |
| 2025 -June | 5,865 | 0 | 0 | 16,925 | 16,925 | 8.08 | | | 2.829 |
| 2025 -July | 5,828 | 0 | 0 | 16,925 | 16,925 | 8.08 | | | 2.831 |
| 2025 -August | 5,790 | 0 | 0 | 16,925 | 16,925 | 8.08 | | | 2.833 |
| 2025 -September | 5,753 | 0 | 0 | 16,925 | 16,925 | 8.08 | | | 2.834 |
| 2025 -October | 5,716 | 0 | 0 | 16,925 | 16,925 | 8.08 | | | 2.836 |
| 2025 -November | 5,679 | 0 | 0 | 16,925 | 16,925 | 8.08 | | | 2.837 |
| 2025 -December | 5,641 | 0 | 0 | 16,925 | 16,925 | 8.08 | | | 2.839 |
| 2025 Total | 70,170 | 0 | 0 | 209,361 | 209,361 | 2.11 | | | 2.830 |
| 2026 | 64,788 | 0 | 0 | 203,096 | 203,096 | 2.05 | | | 2.850 |
| 2027 | 59,421 | 0 | 0 | 203,096 | 203,096 | 2.05 | | | 2.875 |
| 2028 | 54,147 | 0 | 0 | 157,198 | 157,198 | 1.58 | | | 2.901 |
| 2029 | 50,785 | 0 | 0 | 92,941 | 92,941 | 0.94 | | | 2.909 |
| 2030 And Beyond | 470,786 | 1 | 0 | 1,652,537 | 1,652,539 | 16.66 | | | 2.922 |
| Group Total | 1,413,367 | 11,284 | 0 | 9,907,899 | 9,919,183 | 31.89 | | | 2.775 |



Ten Year Cash Flow Projection

SAMPLE PORTFOLIO
CITY, WI

InTrader (cashflow)

Last: 11/30/2019

As-of: 12/31/2019

1999 199999

| Cat-cd: 230 | Interest | Called/Put Matured | Potential Calls | Projected Paydowns | Total Prin Rcvd | Pct | *-- wghtd - avg - yields --* | | |
|-----------------------------|---------------|-----------------------|--------------------|-----------------------|--------------------|--------------|------------------------------|--------------|--------------|
| GOVERNMENT AGENCIES | | | | | | | Purch | Tax Eq | Cash F |
| 2020 -January | 2,583 | 0 | 0 | 18,754 | 18,754 | 1.50 | | | 4.119 |
| 2020 -February | 10,001 | 0 | 0 | 18,167 | 18,167 | 1.45 | | | 4.119 |
| 2020 -March | 23,005 | 0 | 0 | 49,541 | 49,541 | 3.96 | | | 3.410 |
| 2020 -April | 2,345 | 0 | 0 | 17,047 | 17,047 | 1.36 | | | 4.119 |
| 2020 -May | 6,145 | 0 | 0 | 16,513 | 16,513 | 1.32 | | | 4.119 |
| 2020 -June | 2,198 | 0 | 0 | 15,996 | 15,996 | 1.28 | | | 4.119 |
| 2020 -July | 2,128 | 0 | 0 | 15,495 | 15,495 | 1.24 | | | 4.119 |
| 2020 -August | 9,560 | 0 | 0 | 15,009 | 15,009 | 1.20 | | | 4.119 |
| 2020 -September | 22,065 | 1,000,000 | 0 | 44,715 | 1,044,715 | 83.43 | 1.988 | 1.992 | 3.373 |
| 2020 -October | 1,931 | 0 | 0 | 14,082 | 14,082 | 1.12 | | | 4.119 |
| 2020 -November | 5,744 | 0 | 0 | 13,640 | 13,640 | 1.09 | | | 4.119 |
| 2020 -December | 1,810 | 0 | 0 | 13,211 | 13,211 | 1.06 | | | 4.119 |
| 2020 Remaining Total | 89,514 | 1,000,000 | 0 | 252,170 | 1,252,170 | 33.46 | 1.988 | 1.992 | 3.902 |
| 2021 -January | 1,752 | 0 | 0 | 12,796 | 12,796 | 1.87 | | | 4.119 |
| 2021 -February | 9,196 | 0 | 0 | 12,394 | 12,394 | 1.81 | | | 4.119 |
| 2021 -March | 12,728 | 0 | 0 | 40,502 | 40,502 | 5.91 | | | 3.336 |
| 2021 -April | 1,589 | 0 | 0 | 11,627 | 11,627 | 1.70 | | | 4.119 |
| 2021 -May | 5,413 | 500,000 | 0 | 11,261 | 511,261 | 74.64 | 2.033 | 2.036 | 4.119 |
| 2021 -June | 1,489 | 0 | 0 | 10,906 | 10,906 | 1.59 | | | 4.119 |
| 2021 -July | 1,441 | 0 | 0 | 10,563 | 10,563 | 1.54 | | | 4.119 |
| 2021 -August | 8,895 | 0 | 0 | 10,230 | 10,230 | 1.49 | | | 4.119 |
| 2021 -September | 11,979 | 0 | 0 | 36,808 | 36,808 | 5.37 | | | 3.300 |
| 2021 -October | 1,307 | 0 | 0 | 9,595 | 9,595 | 1.40 | | | 4.119 |
| 2021 -November | 1,265 | 0 | 0 | 9,292 | 9,292 | 1.36 | | | 4.119 |
| 2021 -December | 1,224 | 0 | 0 | 8,999 | 8,999 | 1.31 | | | 4.119 |
| 2021 Total | 58,277 | 500,000 | 0 | 184,972 | 684,972 | 18.30 | 2.033 | 2.036 | 3.860 |
| 2022 -January | 1,185 | 0 | 0 | 8,715 | 8,715 | 6.34 | | | 4.119 |
| 2022 -February | 8,647 | 0 | 0 | 8,440 | 8,440 | 6.14 | | | 4.119 |
| 2022 -March | 11,307 | 0 | 0 | 33,555 | 33,555 | 24.41 | | | 3.265 |
| 2022 -April | 1,074 | 0 | 0 | 7,914 | 7,914 | 5.76 | | | 4.119 |
| 2022 -May | 1,039 | 0 | 0 | 7,664 | 7,664 | 5.57 | | | 4.119 |
| 2022 -June | 1,006 | 0 | 0 | 7,422 | 7,422 | 5.40 | | | 4.119 |
| 2022 -July | 973 | 0 | 0 | 7,187 | 7,187 | 5.23 | | | 4.119 |
| 2022 -August | 8,442 | 0 | 0 | 6,959 | 6,959 | 5.06 | | | 4.119 |
| 2022 -September | 10,701 | 0 | 0 | 30,678 | 30,678 | 22.31 | | | 3.233 |
| 2022 -October | 882 | 0 | 0 | 6,525 | 6,525 | 4.75 | | | 4.119 |
| 2022 -November | 854 | 0 | 0 | 6,318 | 6,318 | 4.60 | | | 4.119 |
| 2022 -December | 826 | 0 | 0 | 6,117 | 6,117 | 4.45 | | | 4.119 |
| 2022 Total | 46,936 | 0 | 0 | 137,493 | 137,493 | 3.67 | | | 3.814 |
| 2023 -January | 799 | 0 | 0 | 5,923 | 5,923 | 5.71 | | | 4.119 |
| 2023 -February | 8,273 | 0 | 0 | 5,735 | 5,735 | 5.53 | | | 4.119 |
| 2023 -March | 10,154 | 0 | 0 | 28,121 | 28,121 | 27.12 | | | 3.202 |
| 2023 -April | 724 | 0 | 0 | 5,376 | 5,376 | 5.18 | | | 4.119 |
| 2023 -May | 700 | 0 | 0 | 5,205 | 5,205 | 5.02 | | | 4.119 |



Ten Year Cash Flow Projection

SAMPLE PORTFOLIO
CITY, WI

InTrader (cashflow)

Last: 11/30/2019

As-of: 12/31/2019

1999 199999

| Cat-cd: 230 | Interest | Called/Put Matured | Potential Calls | Projected Paydowns | Total Prin Rcvd | Pct | *-- wghtd - avg - yields --* | | |
|------------------------|----------------|-----------------------|--------------------|-----------------------|--------------------|--------------|------------------------------|--------------|--------------|
| GOVERNMENT AGENCIES | | | | | | | Purch | Tax Eq | Cash F |
| 2023 -June | 677 | 0 | 0 | 5,039 | 5,039 | 4.86 | | | 4.119 |
| 2023 -July | 655 | 0 | 0 | 4,879 | 4,879 | 4.70 | | | 4.119 |
| 2023 -August | 8,134 | 0 | 0 | 4,724 | 4,724 | 4.55 | | | 4.119 |
| 2023 -September | 9,657 | 0 | 0 | 25,838 | 25,838 | 24.92 | | | 3.173 |
| 2023 -October | 593 | 0 | 0 | 4,427 | 4,427 | 4.27 | | | 4.119 |
| 2023 -November | 574 | 0 | 0 | 4,286 | 4,286 | 4.13 | | | 4.119 |
| 2023 -December | 555 | 0 | 0 | 4,149 | 4,149 | 4.00 | | | 4.119 |
| 2023 Total | 41,496 | 0 | 0 | 103,703 | 103,703 | 2.77 | | | 3.765 |
| 2024 -January | 537 | 0 | 0 | 4,016 | 4,016 | 5.06 | | | 4.119 |
| 2024 -February | 8,020 | 0 | 0 | 3,888 | 3,888 | 4.89 | | | 4.119 |
| 2024 -March | 9,205 | 0 | 0 | 23,791 | 23,791 | 29.95 | | | 3.147 |
| 2024 -April | 486 | 0 | 0 | 3,643 | 3,643 | 4.59 | | | 4.119 |
| 2024 -May | 470 | 0 | 0 | 3,527 | 3,527 | 4.44 | | | 4.119 |
| 2024 -June | 455 | 0 | 0 | 3,414 | 3,414 | 4.30 | | | 4.119 |
| 2024 -July | 440 | 0 | 0 | 3,304 | 3,304 | 4.16 | | | 4.119 |
| 2024 -August | 7,925 | 0 | 0 | 3,198 | 3,198 | 4.03 | | | 4.119 |
| 2024 -September | 8,792 | 0 | 0 | 21,948 | 21,948 | 27.63 | | | 3.122 |
| 2024 -October | 398 | 0 | 0 | 2,996 | 2,996 | 3.77 | | | 4.119 |
| 2024 -November | 385 | 0 | 0 | 2,900 | 2,900 | 3.65 | | | 4.119 |
| 2024 -December | 372 | 0 | 0 | 2,807 | 2,807 | 3.53 | | | 4.119 |
| 2024 Total | 37,484 | 0 | 0 | 79,433 | 79,433 | 2.12 | | | 3.716 |
| 2025 -January | 360 | 0 | 0 | 2,717 | 2,717 | 4.40 | | | 4.119 |
| 2025 -February | 7,848 | 0 | 0 | 2,629 | 2,629 | 4.25 | | | 4.119 |
| 2025 -March | 8,414 | 0 | 0 | 20,280 | 20,280 | 32.81 | | | 3.101 |
| 2025 -April | 325 | 0 | 0 | 2,462 | 2,462 | 3.98 | | | 4.119 |
| 2025 -May | 314 | 0 | 0 | 2,383 | 2,383 | 3.86 | | | 4.119 |
| 2025 -June | 304 | 0 | 0 | 2,306 | 2,306 | 3.73 | | | 4.119 |
| 2025 -July | 294 | 0 | 0 | 2,232 | 2,232 | 3.61 | | | 4.119 |
| 2025 -August | 7,784 | 0 | 0 | 2,160 | 2,160 | 3.49 | | | 4.119 |
| 2025 -September | 8,068 | 0 | 0 | 18,765 | 18,765 | 30.36 | | | 3.082 |
| 2025 -October | 266 | 0 | 0 | 2,022 | 2,022 | 3.27 | | | 4.119 |
| 2025 -November | 257 | 0 | 0 | 1,957 | 1,957 | 3.17 | | | 4.119 |
| 2025 -December | 248 | 0 | 0 | 1,893 | 1,893 | 3.06 | | | 4.119 |
| 2025 Total | 34,482 | 0 | 0 | 61,805 | 61,805 | 1.65 | | | 3.670 |
| 2026 | 32,203 | 750,000 | 0 | 48,831 | 798,831 | 21.34 | 2.895 | 2.914 | 3.631 |
| 2027 | 15,445 | 0 | 0 | 39,134 | 39,134 | 1.05 | | | 3.609 |
| 2028 | 14,069 | 500,000 | 0 | 31,762 | 531,762 | 14.21 | 2.988 | 3.007 | 3.616 |
| 2029 | 1,726 | 0 | 0 | 26,055 | 26,055 | 0.70 | | | 3.692 |
| 2030 And Beyond | 1,434 | 7,994 | 0 | 19,475 | 27,469 | 0.73 | | | 3.532 |
| Group Total | 373,067 | 2,757,994 | 0 | 984,831 | 3,742,825 | 12.03 | 2.425 | 2.436 | 3.797 |



Ten Year Cash Flow Projection

SAMPLE PORTFOLIO
CITY, WI

InTrader (cashflow)

Last: 11/30/2019

As-of: 12/31/2019

1999 199999

| Cat-cd: 300 | | Called/Put | Potential | Projected | Total Prin | | *-- wghtd - avg - yields --* | | |
|-----------------------------|----------------|----------------|----------------|-----------|------------------|--------------|------------------------------|--------------|--------|
| EXEMPT MUNICIPALS | Interest | Matured | Calls | Paydowns | Rcvd | Pct | Purch | Tax Eq | Cash F |
| 2020 -January | 9,857 | 0 | 600,000 | 0 | 600,000 | 60.00 | 3.333 | 5.478 | |
| 2020 -February | 5,475 | 300,000 | 0 | 0 | 300,000 | 30.00 | 1.150 | 1.399 | |
| 2020 -March | 21,968 | 0 | 0 | 0 | 0 | 0.00 | | | |
| 2020 -April | 2,850 | 0 | 0 | 0 | 0 | 0.00 | | | |
| 2020 -May | 1,100 | 0 | 0 | 0 | 0 | 0.00 | | | |
| 2020 -June | 20,200 | 0 | 0 | 0 | 0 | 0.00 | | | |
| 2020 -July | 3,975 | 0 | 0 | 0 | 0 | 0.00 | | | |
| 2020 -August | 3,750 | 0 | 0 | 0 | 0 | 0.00 | | | |
| 2020 -September | 21,968 | 100,000 | 0 | 0 | 100,000 | 10.00 | 1.892 | 2.339 | |
| 2020 -October | 2,850 | 0 | 0 | 0 | 0 | 0.00 | | | |
| 2020 -November | 1,100 | 0 | 0 | 0 | 0 | 0.00 | | | |
| 2020 -December | 20,200 | 0 | 0 | 0 | 0 | 0.00 | | | |
| 2020 Remaining Total | 115,292 | 400,000 | 600,000 | 0 | 1,000,000 | 17.71 | 2.534 | 3.941 | |
| 2021 -January | 3,975 | 0 | 0 | 0 | 0 | 0.00 | | | |
| 2021 -February | 3,750 | 0 | 0 | 0 | 0 | 0.00 | | | |
| 2021 -March | 19,818 | 0 | 0 | 0 | 0 | 0.00 | | | |
| 2021 -April | 2,850 | 0 | 125,000 | 0 | 125,000 | 9.12 | 1.570 | 1.931 | |
| 2021 -May | 1,100 | 0 | 0 | 0 | 0 | 0.00 | | | |
| 2021 -June | 20,200 | 840,000 | 0 | 0 | 840,000 | 61.31 | 1.309 | 1.600 | |
| 2021 -July | 3,975 | 0 | 0 | 0 | 0 | 0.00 | | | |
| 2021 -August | 3,750 | 0 | 0 | 0 | 0 | 0.00 | | | |
| 2021 -September | 19,818 | 0 | 405,000 | 0 | 405,000 | 29.56 | 3.237 | 4.040 | |
| 2021 -October | 1,350 | 0 | 0 | 0 | 0 | 0.00 | | | |
| 2021 -November | 1,100 | 0 | 0 | 0 | 0 | 0.00 | | | |
| 2021 -December | 11,800 | 0 | 0 | 0 | 0 | 0.00 | | | |
| 2021 Total | 93,485 | 840,000 | 530,000 | 0 | 1,370,000 | 24.27 | 1.903 | 2.352 | |
| 2022 -January | 3,975 | 0 | 300,000 | 0 | 300,000 | 28.57 | 2.553 | 3.175 | |
| 2022 -February | 3,750 | 0 | 250,000 | 0 | 250,000 | 23.81 | 1.803 | 2.226 | |
| 2022 -March | 13,275 | 0 | 0 | 0 | 0 | 0.00 | | | |
| 2022 -April | 1,350 | 0 | 0 | 0 | 0 | 0.00 | | | |
| 2022 -May | 1,100 | 0 | 0 | 0 | 0 | 0.00 | | | |
| 2022 -June | 11,800 | 0 | 0 | 0 | 0 | 0.00 | | | |
| 2022 -September | 13,275 | 0 | 0 | 0 | 0 | 0.00 | | | |
| 2022 -October | 1,350 | 0 | 0 | 0 | 0 | 0.00 | | | |
| 2022 -November | 1,100 | 0 | 0 | 0 | 0 | 0.00 | | | |
| 2022 -December | 11,800 | 500,000 | 0 | 0 | 500,000 | 47.62 | 1.543 | 1.897 | |
| 2022 Total | 62,775 | 500,000 | 550,000 | 0 | 1,050,000 | 18.60 | 1.893 | 2.340 | |
| 2023 -March | 13,275 | 150,000 | 0 | 0 | 150,000 | 17.65 | 2.000 | 2.475 | |
| 2023 -April | 1,350 | 0 | 0 | 0 | 0 | 0.00 | | | |
| 2023 -May | 1,100 | 0 | 0 | 0 | 0 | 0.00 | | | |
| 2023 -June | 7,425 | 0 | 0 | 0 | 0 | 0.00 | | | |
| 2023 -September | 11,775 | 0 | 500,000 | 0 | 500,000 | 58.82 | 3.755 | 4.696 | |
| 2023 -October | 1,350 | 200,000 | 0 | 0 | 200,000 | 23.53 | 1.350 | 1.653 | |
| 2023 -November | 1,100 | 0 | 0 | 0 | 0 | 0.00 | | | |



Ten Year Cash Flow Projection

SAMPLE PORTFOLIO
CITY, WI

InTrader (cashflow)

Last: 11/30/2019

As-of: 12/31/2019

1999 199999

| Cat-cd: 300 | | Called/Put | Potential | Projected | Total Prin | | *-- wghtd - avg - yields --* | | |
|--------------------|----------------|------------------|------------------|-----------|------------------|--------------|------------------------------|--------------|--------|
| EXEMPT MUNICIPALS | Interest | Matured | Calls | Paydowns | Rcvd | Pct | Purch | Tax Eq | Cash F |
| 2023 -December | 7,425 | 0 | 0 | 0 | 0 | 0.00 | | | |
| 2023 Total | 44,800 | 350,000 | 500,000 | 0 | 850,000 | 15.06 | 2.879 | 3.588 | |
| 2024 -March | 2,400 | 300,000 | 0 | 0 | 300,000 | 73.17 | 1.892 | 2.269 | |
| 2024 -May | 1,100 | 110,000 | 0 | 0 | 110,000 | 26.83 | 2.013 | 2.489 | |
| 2024 -June | 7,425 | 0 | 0 | 0 | 0 | 0.00 | | | |
| 2024 -December | 7,425 | 0 | 0 | 0 | 0 | 0.00 | | | |
| 2024 Total | 18,350 | 410,000 | 0 | 0 | 410,000 | 7.26 | 1.924 | 2.328 | |
| 2025 -June | 7,425 | 0 | 0 | 0 | 0 | 0.00 | | | |
| 2025 -December | 7,425 | 0 | 0 | 0 | 0 | 0.00 | | | |
| 2025 Total | 14,850 | 0 | 0 | 0 | 0 | 0.00 | | | |
| 2026 | 14,850 | 0 | 0 | 0 | 0 | 0.00 | | | |
| 2027 | 14,850 | 0 | 495,000 | 0 | 495,000 | 8.77 | 2.832 | 3.529 | |
| 2028 | 0 | 470,000 | 0 | 0 | 470,000 | 8.33 | 3.500 | 4.374 | |
| Group Total | 379,252 | 2,970,000 | 2,675,000 | 0 | 5,645,000 | 18.15 | 2.376 | 3.087 | |



Ten Year Cash Flow Projection

SAMPLE PORTFOLIO
CITY, WI

InTrader (cashflow)

Last: 11/30/2019

As-of: 12/31/2019

1999 199999

| Cat-cd: 320 | | Called/Put | Potential | Projected | Total Prin | | *-- wghtd - avg - yields --* | | |
|-----------------------------|---------------|----------------|------------------|-----------|------------------|--------------|------------------------------|--------------|--------|
| TAXABLE MUNICIPALS | Interest | Matured | Calls | Paydowns | Rcvd | Pct | Purch | Tax Eq | Cash F |
| 2020 -January | 4,640 | 0 | 350,000 | 0 | 350,000 | 31.82 | 4.486 | 5.543 | |
| 2020 -March | 7,925 | 0 | 0 | 0 | 0 | 0.00 | | | |
| 2020 -May | 10,250 | 0 | 0 | 0 | 0 | 0.00 | | | |
| 2020 -June | 3,125 | 100,000 | 0 | 0 | 100,000 | 9.09 | 1.616 | 1.950 | |
| 2020 -September | 7,925 | 0 | 250,000 | 0 | 250,000 | 22.73 | 4.499 | 4.500 | |
| 2020 -November | 10,250 | 0 | 400,000 | 0 | 400,000 | 36.36 | 4.534 | 4.536 | |
| 2020 -December | 2,150 | 0 | 0 | 0 | 0 | 0.00 | | | |
| 2020 Remaining Total | 46,265 | 100,000 | 1,000,000 | 0 | 1,100,000 | 77.74 | 4.245 | 4.613 | |
| 2021 -March | 2,300 | 0 | 115,000 | 0 | 115,000 | 36.51 | 4.000 | 4.000 | |
| 2021 -June | 2,150 | 200,000 | 0 | 0 | 200,000 | 63.49 | 1.772 | 2.150 | |
| 2021 Total | 4,450 | 200,000 | 115,000 | 0 | 315,000 | 22.26 | 2.585 | 2.826 | |
| Group Total | 50,715 | 300,000 | 1,115,000 | 0 | 1,415,000 | 4.55 | 3.876 | 4.215 | |

Ten Year Cash Flow Projection

SAMPLE PORTFOLIO
CITY, WI

InTrader (cashflow)

Last: 11/30/2019

As-of: 12/31/2019

1999 199999

| Cat-cd: 420 | | Called/Put | Potential | Projected | Total Prin | | *-- wghtd - avg - yields --* | | |
|-----------------------------|----------------|----------------|-----------|-----------|----------------|---------------|------------------------------|--------------|--------|
| CORPORATE ISSUES | Interest | Matured | Calls | Paydowns | Rcvd | Pct | Purch | Tax Eq | Cash F |
| 2020 -February | 7,994 | 0 | 0 | 0 | 0 | 0.00 | | | |
| 2020 -May | 7,994 | 0 | 0 | 0 | 0 | 0.00 | | | |
| 2020 -August | 8,257 | 0 | 0 | 0 | 0 | 0.00 | | | |
| 2020 -November | 7,994 | 0 | 0 | 0 | 0 | 0.00 | | | |
| 2020 Remaining Total | 32,239 | 0 | 0 | 0 | 0 | 0.00 | | | |
| 2021 -February | 7,730 | 0 | 0 | 0 | 0 | 0.00 | | | |
| 2021 -May | 8,257 | 0 | 0 | 0 | 0 | 0.00 | | | |
| 2021 -August | 7,994 | 0 | 0 | 0 | 0 | 0.00 | | | |
| 2021 -November | 7,994 | 0 | 0 | 0 | 0 | 0.00 | | | |
| 2021 Total | 31,975 | 0 | 0 | 0 | 0 | 0.00 | | | |
| 2022 -February | 7,994 | 0 | 0 | 0 | 0 | 0.00 | | | |
| 2022 -May | 7,994 | 0 | 0 | 0 | 0 | 0.00 | | | |
| 2022 -August | 7,994 | 0 | 0 | 0 | 0 | 0.00 | | | |
| 2022 -November | 8,082 | 0 | 0 | 0 | 0 | 0.00 | | | |
| 2022 Total | 32,063 | 0 | 0 | 0 | 0 | 0.00 | | | |
| 2023 -February | 7,994 | 0 | 0 | 0 | 0 | 0.00 | | | |
| 2023 -May | 7,906 | 0 | 0 | 0 | 0 | 0.00 | | | |
| 2023 -August | 8,082 | 0 | 0 | 0 | 0 | 0.00 | | | |
| 2023 -November | 8,082 | 900,000 | 0 | 0 | 900,000 | 100.00 | 1.728 | 3.402 | |
| 2023 Total | 32,063 | 900,000 | 0 | 0 | 900,000 | 100.00 | 1.728 | 3.402 | |
| Group Total | 128,340 | 900,000 | 0 | 0 | 900,000 | 2.89 | 1.728 | 3.402 | |

Ten Year Cash Flow Projection

SAMPLE PORTFOLIO
CITY, WI

InTrader (cashflow)

Last: 11/30/2019

As-of: 12/31/2019

1999 199999

| Cat-cd: 500 | | Called/Put | Potential | Projected | Total Prin | | *-- wghtd - avg - yields --* | | |
|-----------------------------|----------------|------------------|----------------|-----------|------------------|--------------|------------------------------|--------------|--------|
| CERTIFICATES OF DEPOSIT | Interest | Matured | Calls | Paydowns | Rcvd | Pct | Purch | Tax Eq | Cash F |
| 2020 -January | 7,089 | 0 | 0 | 0 | 0 | 0.00 | | | |
| 2020 -February | 11,706 | 0 | 0 | 0 | 0 | 0.00 | | | |
| 2020 -March | 1,138 | 0 | 0 | 0 | 0 | 0.00 | | | |
| 2020 -April | 2,993 | 0 | 248,000 | 0 | 248,000 | 49.80 | 3.000 | 3.000 | |
| 2020 -May | 1,138 | 0 | 0 | 0 | 0 | 0.00 | | | |
| 2020 -June | 3,165 | 0 | 0 | 0 | 0 | 0.00 | | | |
| 2020 -July | 5,214 | 0 | 0 | 0 | 0 | 0.00 | | | |
| 2020 -August | 11,706 | 0 | 0 | 0 | 0 | 0.00 | | | |
| 2020 -September | 1,138 | 250,000 | 0 | 0 | 250,000 | 50.20 | 2.200 | 2.200 | |
| 2020 -October | 671 | 0 | 0 | 0 | 0 | 0.00 | | | |
| 2020 -November | 671 | 0 | 0 | 0 | 0 | 0.00 | | | |
| 2020 -December | 2,698 | 0 | 0 | 0 | 0 | 0.00 | | | |
| 2020 Remaining Total | 49,331 | 250,000 | 248,000 | 0 | 498,000 | 21.46 | 2.598 | 2.598 | |
| 2021 -January | 4,747 | 0 | 0 | 0 | 0 | 0.00 | | | |
| 2021 -February | 11,239 | 0 | 0 | 0 | 0 | 0.00 | | | |
| 2021 -March | 671 | 0 | 0 | 0 | 0 | 0.00 | | | |
| 2021 -April | 671 | 0 | 0 | 0 | 0 | 0.00 | | | |
| 2021 -May | 671 | 0 | 0 | 0 | 0 | 0.00 | | | |
| 2021 -June | 2,687 | 494,000 | 0 | 0 | 494,000 | 66.85 | 1.625 | 1.625 | |
| 2021 -July | 4,409 | 0 | 0 | 0 | 0 | 0.00 | | | |
| 2021 -August | 10,901 | 245,000 | 0 | 0 | 245,000 | 33.15 | 1.600 | 1.600 | |
| 2021 Total | 35,997 | 739,000 | 0 | 0 | 739,000 | 31.84 | 1.617 | 1.617 | |
| 2022 -January | 4,076 | 0 | 0 | 0 | 0 | 0.00 | | | |
| 2022 -February | 10,568 | 100,000 | 0 | 0 | 100,000 | 100.00 | 1.900 | 1.900 | |
| 2022 -July | 4,076 | 0 | 0 | 0 | 0 | 0.00 | | | |
| 2022 -August | 9,610 | 0 | 0 | 0 | 0 | 0.00 | | | |
| 2022 Total | 28,329 | 100,000 | 0 | 0 | 100,000 | 4.31 | 1.900 | 1.900 | |
| 2023 -January | 4,076 | 0 | 0 | 0 | 0 | 0.00 | | | |
| 2023 -February | 9,610 | 0 | 0 | 0 | 0 | 0.00 | | | |
| 2023 -July | 4,009 | 245,000 | 0 | 0 | 245,000 | 33.15 | 3.300 | 3.300 | |
| 2023 -August | 9,504 | 494,000 | 0 | 0 | 494,000 | 66.85 | 2.701 | 2.702 | |
| 2023 Total | 27,199 | 739,000 | 0 | 0 | 739,000 | 31.84 | 2.900 | 2.900 | |
| 2024 -February | 3,138 | 245,000 | 0 | 0 | 245,000 | 100.00 | 2.500 | 2.500 | |
| 2024 Total | 3,138 | 245,000 | 0 | 0 | 245,000 | 10.56 | 2.500 | 2.500 | |
| Group Total | 143,994 | 2,073,000 | 248,000 | 0 | 2,321,000 | 7.46 | 2.341 | 2.341 | |



Ten Year Cash Flow Projection

SAMPLE PORTFOLIO
CITY, WI

InTrader (cashflow)

Last: 11/30/2019

As-of: 12/31/2019

1999 199999

| ** ALL SECURITIES ** | Interest | Called/Put Matured | Potential Calls | Projected Paydowns | Total Prin Rcvd | Pct | *-- wghtd - avg - yields --* | | |
|-----------------------------|----------------|-----------------------|--------------------|-----------------------|--------------------|--------------|------------------------------|--------------|--------------|
| | | | | | | | Purch | Tax Eq | Cash F |
| 2020 -January | 67,446 | 0 | 950,000 | 407,420 | 1,357,420 | 15.30 | 3.758 | 5.502 | 2.560 |
| 2020 -February | 76,907 | 300,000 | 0 | 404,509 | 704,509 | 7.94 | 1.150 | 1.399 | 2.562 |
| 2020 -March | 89,227 | 0 | 0 | 433,601 | 433,601 | 4.89 | | | 2.568 |
| 2020 -April | 42,469 | 0 | 248,000 | 398,868 | 646,868 | 7.29 | 3.000 | 3.000 | 2.566 |
| 2020 -May | 60,005 | 0 | 0 | 396,135 | 396,135 | 4.47 | | | 2.568 |
| 2020 -June | 67,417 | 100,000 | 0 | 393,459 | 493,459 | 5.56 | 1.616 | 1.950 | 2.570 |
| 2020 -July | 49,153 | 0 | 0 | 390,840 | 390,840 | 4.41 | | | 2.572 |
| 2020 -August | 69,597 | 0 | 0 | 388,275 | 388,275 | 4.38 | | | 2.575 |
| 2020 -September | 82,911 | 1,350,000 | 250,000 | 415,940 | 2,015,940 | 22.73 | 2.407 | 2.438 | 2.582 |
| 2020 -October | 34,390 | 0 | 0 | 383,303 | 383,303 | 4.32 | | | 2.581 |
| 2020 -November | 53,824 | 0 | 400,000 | 380,895 | 780,895 | 8.80 | 4.534 | 4.536 | 2.584 |
| 2020 -December | 60,305 | 500,000 | 0 | 378,537 | 878,537 | 9.90 | 1.794 | 1.795 | 2.588 |
| 2020 Remaining Total | 753,649 | 2,250,000 | 1,848,000 | 4,771,781 | 8,869,781 | 28.51 | 2.778 | 3.221 | 2.572 |
| 2021 -January | 43,058 | 0 | 0 | 376,227 | 376,227 | 5.12 | | | 2.592 |
| 2021 -February | 63,016 | 0 | 0 | 373,966 | 373,966 | 5.08 | | | 2.596 |
| 2021 -March | 60,138 | 0 | 115,000 | 400,249 | 515,249 | 7.01 | 4.000 | 4.000 | 2.604 |
| 2021 -April | 28,883 | 0 | 125,000 | 369,583 | 494,583 | 6.72 | 1.570 | 1.931 | 2.605 |
| 2021 -May | 38,370 | 500,000 | 0 | 367,459 | 867,459 | 11.79 | 2.033 | 2.036 | 2.610 |
| 2021 -June | 48,613 | 1,534,000 | 0 | 365,380 | 1,899,380 | 25.83 | 1.471 | 1.680 | 2.616 |
| 2021 -July | 37,326 | 0 | 0 | 363,343 | 363,343 | 4.94 | | | 2.622 |
| 2021 -August | 57,584 | 245,000 | 0 | 361,348 | 606,348 | 8.24 | 1.600 | 1.600 | 2.629 |
| 2021 -September | 51,388 | 0 | 405,000 | 386,296 | 791,296 | 10.76 | 3.237 | 4.040 | 2.640 |
| 2021 -October | 21,425 | 0 | 0 | 357,482 | 357,482 | 4.86 | | | 2.645 |
| 2021 -November | 28,307 | 0 | 0 | 355,609 | 355,609 | 4.84 | | | 2.654 |
| 2021 -December | 30,156 | 0 | 0 | 353,774 | 353,774 | 4.81 | | | 2.664 |
| 2021 Total | 508,264 | 2,279,000 | 645,000 | 4,430,717 | 7,354,717 | 23.64 | 1.926 | 2.163 | 2.620 |
| 2022 -January | 31,805 | 0 | 300,000 | 157,697 | 457,697 | 15.39 | 2.553 | 3.175 | 2.667 |
| 2022 -February | 52,560 | 100,000 | 250,000 | 155,937 | 505,937 | 17.01 | 1.831 | 2.133 | 2.670 |
| 2022 -March | 40,219 | 0 | 0 | 179,596 | 179,596 | 6.04 | | | 2.676 |
| 2022 -April | 17,725 | 0 | 0 | 152,526 | 152,526 | 5.13 | | | 2.677 |
| 2022 -May | 25,102 | 0 | 0 | 150,873 | 150,873 | 5.07 | | | 2.681 |
| 2022 -June | 27,445 | 0 | 0 | 149,255 | 149,255 | 5.02 | | | 2.685 |
| 2022 -July | 25,613 | 0 | 0 | 147,669 | 147,669 | 4.96 | | | 2.689 |
| 2022 -August | 45,662 | 0 | 0 | 146,117 | 146,117 | 4.91 | | | 2.693 |
| 2022 -September | 37,649 | 0 | 0 | 168,536 | 168,536 | 5.67 | | | 2.699 |
| 2022 -October | 15,579 | 4,442 | 0 | 138,665 | 143,107 | 4.81 | | | 2.691 |
| 2022 -November | 23,079 | 0 | 0 | 137,207 | 137,207 | 4.61 | | | 2.708 |
| 2022 -December | 25,370 | 500,000 | 0 | 135,779 | 635,779 | 21.38 | 1.543 | 1.897 | 2.713 |
| 2022 Total | 367,810 | 604,442 | 550,000 | 1,819,858 | 2,974,300 | 9.56 | 1.894 | 2.302 | 2.686 |
| 2023 -January | 23,572 | 0 | 0 | 124,811 | 124,811 | 3.26 | | | 2.717 |
| 2023 -February | 43,671 | 0 | 0 | 123,442 | 123,442 | 3.23 | | | 2.721 |
| 2023 -March | 35,323 | 150,000 | 0 | 144,668 | 294,668 | 7.70 | 2.000 | 2.475 | 2.725 |
| 2023 -April | 13,681 | 6,840 | 0 | 113,946 | 120,786 | 3.16 | | | 2.718 |
| 2023 -May | 21,059 | 0 | 0 | 110,660 | 110,660 | 2.89 | | | 2.735 |



Ten Year Cash Flow Projection

SAMPLE PORTFOLIO
CITY, WI

InTrader (cashflow)

Last: 11/30/2019

As-of: 12/31/2019

1999 199999

| ** ALL SECURITIES ** | Interest | Called/Put Matured | Potential Calls | Projected Paydowns | Total Prin Rcvd | Pct | *-- wghtd - avg - yields --* | | |
|------------------------|------------------|-----------------------|--------------------|-----------------------|--------------------|---------------|------------------------------|--------------|--------------|
| | | | | | | | Purch | Tax Eq | Cash F |
| 2023 -June | 19,210 | 0 | 0 | 109,400 | 109,400 | 2.86 | | | 2.740 |
| 2023 -July | 21,781 | 245,000 | 0 | 108,166 | 353,166 | 9.23 | 3.300 | 3.300 | 2.745 |
| 2023 -August | 41,971 | 494,000 | 0 | 106,958 | 600,958 | 15.71 | 2.701 | 2.702 | 2.751 |
| 2023 -September | 31,822 | 0 | 500,000 | 127,040 | 627,040 | 16.40 | 3.755 | 4.696 | 2.756 |
| 2023 -October | 12,099 | 200,000 | 0 | 87,536 | 287,536 | 7.52 | 1.350 | 1.653 | 2.761 |
| 2023 -November | 19,711 | 900,000 | 0 | 86,500 | 986,500 | 25.79 | 1.728 | 3.402 | 2.766 |
| 2023 -December | 17,737 | 0 | 0 | 85,486 | 85,486 | 2.24 | | | 2.770 |
| 2023 Total | 301,636 | 1,995,840 | 500,000 | 1,328,615 | 3,824,455 | 12.29 | 2.469 | 3.317 | 2.741 |
| 2024 -January | 16,347 | 0 | 0 | 84,493 | 84,493 | 5.49 | | | 2.775 |
| 2024 -February | 26,149 | 245,000 | 0 | 83,520 | 328,520 | 21.34 | 2.500 | 2.500 | 2.780 |
| 2024 -March | 20,779 | 300,000 | 0 | 91,105 | 391,105 | 25.41 | 1.892 | 2.269 | 2.781 |
| 2024 -April | 9,490 | 794 | 0 | 69,632 | 70,425 | 4.57 | | | 2.815 |
| 2024 -May | 10,413 | 110,000 | 0 | 69,017 | 179,017 | 11.63 | 2.013 | 2.489 | 2.791 |
| 2024 -June | 16,562 | 0 | 0 | 68,414 | 68,414 | 4.44 | | | 2.796 |
| 2024 -July | 15,213 | 0 | 0 | 67,825 | 67,825 | 4.41 | | | 2.801 |
| 2024 -August | 21,916 | 0 | 0 | 67,249 | 67,249 | 4.37 | | | 2.805 |
| 2024 -September | 17,001 | 0 | 0 | 85,536 | 85,536 | 5.56 | | | 2.807 |
| 2024 -October | 8,452 | 0 | 0 | 66,132 | 66,132 | 4.30 | | | 2.816 |
| 2024 -November | 8,285 | 0 | 0 | 65,592 | 65,592 | 4.26 | | | 2.821 |
| 2024 -December | 15,544 | 0 | 0 | 65,064 | 65,064 | 4.23 | | | 2.827 |
| 2024 Total | 186,148 | 655,794 | 0 | 883,579 | 1,539,372 | 4.95 | 2.140 | 2.392 | 2.800 |
| 2025 -January | 14,205 | 500,000 | 0 | 64,546 | 564,546 | 50.67 | 2.292 | 2.293 | 2.833 |
| 2025 -February | 20,915 | 0 | 0 | 62,235 | 62,235 | 5.59 | | | 2.839 |
| 2025 -March | 15,710 | 0 | 0 | 75,604 | 75,604 | 6.79 | | | 2.840 |
| 2025 -April | 7,485 | 0 | 0 | 57,446 | 57,446 | 5.16 | | | 2.850 |
| 2025 -May | 7,338 | 0 | 0 | 57,032 | 57,032 | 5.12 | | | 2.856 |
| 2025 -June | 14,618 | 0 | 0 | 56,626 | 56,626 | 5.08 | | | 2.862 |
| 2025 -July | 7,049 | 0 | 0 | 38,803 | 38,803 | 3.48 | | | 2.864 |
| 2025 -August | 20,075 | 0 | 0 | 38,363 | 38,363 | 3.44 | | | 2.866 |
| 2025 -September | 14,646 | 0 | 0 | 54,605 | 54,605 | 4.90 | | | 2.862 |
| 2025 -October | 6,756 | 0 | 0 | 36,723 | 36,723 | 3.30 | | | 2.870 |
| 2025 -November | 6,664 | 0 | 0 | 36,322 | 36,322 | 3.26 | | | 2.872 |
| 2025 -December | 13,998 | 0 | 0 | 35,927 | 35,927 | 3.22 | | | 2.874 |
| 2025 Total | 149,460 | 500,000 | 0 | 614,233 | 1,114,233 | 3.58 | 2.292 | 2.293 | 2.857 |
| 2026 | 129,185 | 750,000 | 0 | 359,656 | 1,109,656 | 3.57 | 2.895 | 2.914 | 2.889 |
| 2027 | 99,074 | 500,000 | 495,000 | 290,131 | 1,285,131 | 4.13 | 2.501 | 2.848 | 2.919 |
| 2028 | 71,056 | 970,000 | 0 | 205,581 | 1,175,581 | 3.78 | 3.236 | 3.669 | 2.941 |
| 2029 | 54,823 | 0 | 0 | 129,487 | 129,487 | 0.42 | | | 2.943 |
| 2030 And Beyond | 479,733 | 8,194 | 0 | 1,721,415 | 1,729,610 | 5.56 | | | 2.936 |
| Total | 3,100,837 | 10,513,270 | 4,038,000 | 16,555,054 | 31,106,324 | 100.00 | 2.456 | 2.871 | 2.763 |

